



# Public Accountability Board

## Part a) Operational Performance




Meeting: January '18

Reporting Period: Apr-Dec 2017

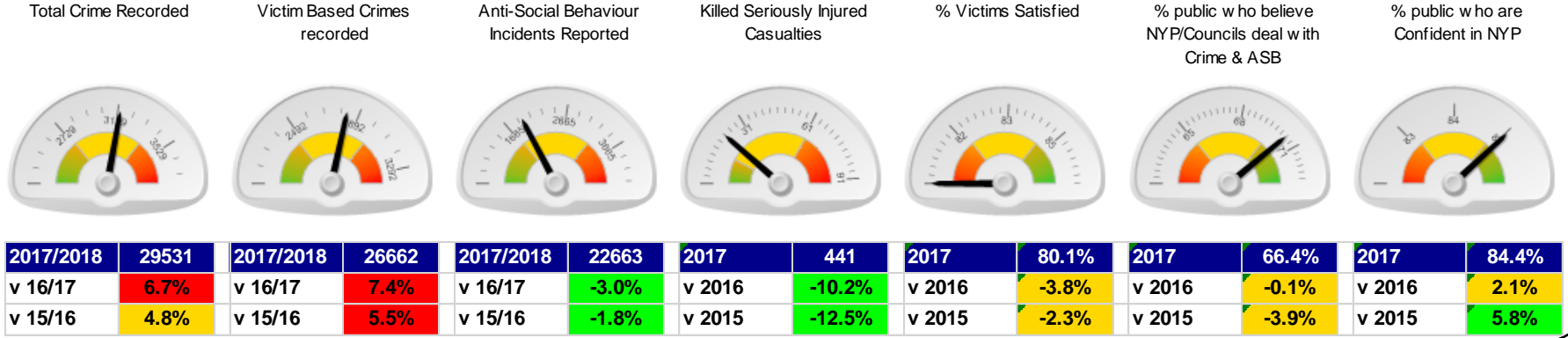
NB: Statistics remain provisional and subject to change

**BE SAFE**  
**FEEL SAFE**



# EXECUTIVE SUMMARY

## December 2017 Dashboard



### Summarised commentary on current trends

#### Crime & ASB

- NYP maintains the lowest crime rates per 1000 population in England
- NYP have two long standing crime trends of note – an increase in recording of Sexual offences, and Violence without Injury and recently there has been some volume increases in criminal damage & shop lifting. However in context, a comparison with Most Similar Forces (MSF) shows NYP generally ranks 1<sup>st</sup> or 2<sup>nd</sup> for these crime types

#### Killed Seriously Injured (KSI) casualties

- Long term downward trend. Provisional figures for this calendar year show a reduction in casualties on the previous two years

#### Call Handling

- An update on current FCR Performance is elsewhere on this Agenda

#### Satisfaction

- Satisfaction remains high with 8 in 10 victims satisfied with service.
- Data from the new survey of Victims of Domestic Violence remains positive

#### Public Confidence

- From a recent survey conducted by Ipsos MORI, NYP has the highest public confidence level nationally

# CRIME VOLUME CHANGE v PREVIOUS YEARS

RECORDED CRIME STATISTICS		2015/16	2016/17	2017/18	Diff 17/18 v 16/17		Diff 17/18 v 15/16		Trend
Victim Based	Arson & Criminal Damage	4436	4283	4523	240	5.6%	87	2.0%	
	Burglary	3161	2672	2805	133	5.0%	-356	-11.3%	
	Robbery	127	112	123	11	9.8%	-4	-3.1%	
	Sexual Offences: Other	595	740	732	-8	-1.1%	137	23.0%	
	Sexual Offences: Rape	282	296	429	133	44.9%	147	52.1%	
	Theft: All Other Theft	3629	3328	3361	33	1.0%	-268	-7.4%	
	Theft: Bicycle Theft	1095	1088	932	-156	-14.3%	-163	-14.9%	
	Theft: Shoplifting	3054	3052	3584	532	17.4%	530	17.4%	
	Theft: Theft From Person	392	394	323	-71	-18.0%	-69	-17.6%	
	Vehicle Offences	1749	1641	1812	171	10.4%	63	3.6%	
	Violence: Violence With Injury	3526	3529	3786	257	7.3%	260	7.4%	
	Violence: Violence Without Injury	3230	3686	4252	566	15.4%	1022	31.6%	
	<b>Total</b>	<b>25276</b>	<b>24821</b>	<b>26662</b>	<b>1841</b>	<b>7.4%</b>	<b>1386</b>	<b>5.5%</b>	
Crimes Against Society	Drugs: Possession Of Drugs	1205	1000	910	-90	-9.0%	-295	-24.5%	
	Drugs: Trafficking Of Drugs	184	159	177	18	11.3%	-7	-3.8%	
	Misc Crimes Against Society	398	471	533	62	13.2%	135	33.9%	
	Possession Of Weapons	132	160	170	10	6.3%	38	28.8%	
	Public Order Offences	989	1069	1079	10	0.9%	90	9.1%	
	<b>Total</b>	<b>2908</b>	<b>2859</b>	<b>2869</b>	<b>10</b>	<b>0.3%</b>	<b>-39</b>	<b>-1.3%</b>	
	<b>Total</b>	<b>28184</b>	<b>27680</b>	<b>29531</b>	<b>1851</b>	<b>6.7%</b>	<b>1347</b>	<b>4.8%</b>	

## Victim Based Crime

In addition to the two long term trends below there has been increases in:

- Shop Theft – most significant rise at York with an increase of 320 offences on 16/17
- Violence Offences, risen across all SNC's except Hamb/Rich, most significant rise at York with 379 occurrences

## Long term trends

- The two long standing crime trends of note – an increase in recording of Sexual offences, and Violence without Injury. These remain below MSF trends
- The trends are reflected nationally and have been reported on and discussed in previous meetings. The rises should not be seen as a negative but rather victims have confidence to come forward.

# ANTI SOCIAL BEHAVIOUR, PUBLIC SAFETY & WELFARE AND CASUALTIES FROM ROAD TRAFFIC COLLISIONS THAT ARE KILLED & SERIOUSLY INJURED

NON CRIME STATISTICS		2015/16	2016/17	2017/18	Diff 17/18 v 16/17		Diff 17/18 v 15/16		Trend
ASB	<b>Total</b>	23069	23371	22663	-708	-3.0%	-406	-1.8%	
PSW	<b>Total</b>	59381	59980	61113	1133	1.9%	1732	2.9%	

KSI		2015	2016	2017	Diff 2017 v 2016		Diff 2017 v 2015		Trend
	KSI Casualties	504	491	441	-50	-10.2%	-63	-12.5%	
	KSI Casualties Cyclists	79	75	42	-33	-44.0%	-37	-46.8%	
	KSI Casualties Motorcyclists	83	103	74	-29	-28.2%	-9	-10.8%	

### **Anti-Social Behaviour**

- Continues to show a downward trend, with a 3% decrease on last year

### **Public Safety & Welfare**

- Long term trend is upwards this is linked to the recording of Safeguarding and Info sharing data as a PSW incident.

### **Killed & Seriously Injured (KSI)**

- Please note these are provisional data for the period 1<sup>st</sup> January to 31<sup>st</sup> December 2017
- Long term the trend in KSIs is down. **No emerging issues of note**

# NYP'S TACTICAL RESPONSE

	Property Crime (theft & damage)	Crimes against the Person
Cra Hmb Rich Hgt	<ul style="list-style-type: none"> <li>• <b>OP HAVEN</b> focus on the Southern borders of Harrogate &amp; Craven</li> <li>• <b>OP HAWK</b> ongoing proactivity across Harrogate regarding thefts from quarries, quad bike thefts &amp; burglary other. Also patrolling rural areas with regard to livestock theft, especially Richmond, Thirsk and the vicinity of the A1 corridor around plant theft.</li> <li>• <b>OP FEROX &amp; CHECKPOINT</b> rural crime in Hamb/Rich. Working regionally with neighbouring forces and volunteers, combatting Rural and cross border crime.</li> </ul>	<ul style="list-style-type: none"> <li>• <b>OP SIFT</b> multi agency targeted work to disrupt OCG based in Harrogate who prey on the vulnerable. Involves police and partnership enforcement using a variety of powers</li> <li>• <b>OP WESTMORLAND</b> OCG supplying drugs in the Colburn and Catterick areas of Richmondshire</li> <li>• <b>OP FINE</b> OCG supplying drugs in the Skipton area</li> <li>• <b>OP COSMOPOLITAN</b> targeting the importation, cultivation and supply of drugs within the Harrogate area</li> <li>• <b>OP FLAME</b> – Sexual Exploitation in the Harrogate Area</li> </ul>
Scar Rye	<ul style="list-style-type: none"> <li>• <b>OP COUNTRYSIDE</b> Targets x border criminality for rural burglary &amp; theft. Support from specialist units. Tactics include proactive stop checks</li> <li>• <b>OP HAWK</b> regular deployments</li> <li>• <b>OP AMBIENCE</b> Multi agency operation targeting areas of the command where vulnerability is identified and in particular those linked to the Control Strategy Priorities. Particular attention to vulnerable adults and children and victims / offenders of domestic violence.</li> </ul>	<ul style="list-style-type: none"> <li>• <b>OP VARIETY</b> an operation targeting OCG's from metropolitan areas who are supplying drugs. This has led to disputes between these groups with a rise in violent incidents.</li> <li>• <b>OP DISSOLVE</b> Operation targeting a West Yorkshire OCG operating within this Command. This is a collective response with WYP.</li> <li>• <b>OP CORNISH</b> targeting crimes in the centre of Scarborough centred on drug dealing. Specifically aimed at theft and associated ASB.</li> <li>• <b>OP CLOCKWORK</b> targeting OCG activity in the Whitby area.</li> <li>• <b>OP COYOTE</b> Operation targeting the supply of drugs into Scarborough. Suspect who is currently RIC is using his associates for supply, and for various taxings . This group has historically targeted other suppliers in an attempt to try and force them out of town, and have referred to themselves as the Leeds Dealers in the past.</li> <li>• <b>OP DRAPERY</b> Supply class A drugs in Malton, Scarborough and Eastfield by known nominal and a network of associates across the command.</li> </ul>
Yor Sel	<ul style="list-style-type: none"> <li>• <b>OP DUSK</b> response to border vulnerabilities in Selby, due to an increase in burglaries . Resourced from force wide OP's resources has led to significant arrests</li> <li>• <b>OP CASBIA</b> commenced 27<sup>th</sup> Oct focusing on ASB involving large groups of youths, using mopeds and motorcycles. Prevention, disruption and pursuing offenders across priority areas in York, moving on mass across the command in short intervals to maximise coverage</li> </ul>	<ul style="list-style-type: none"> <li>• <b>OP ERASE</b> multi agency meetings held and actions agreed for the year with partners(action days, Dry Trains, rail revenue team deployed, Media plans, licensee's code of conduct refresh, urination van &amp; prosecutions).</li> <li>• <b>OP SAFARI</b> multi-agency meetings have taken place. Many tactics were agreed with all partners contributing. Events have been held under the headline "Less drinking more thinking" Multi agency action day planned but will need to be reviewed in light of overtime budget being removed. It is hoped that we can still continue with this using existing staff and NST. NPT looking at ways of working within current staffing restrictions whilst still supporting the licensee's and businesses.</li> </ul>

# NYP'S TACTICAL RESPONSE

## ***Rural Crime Task Force (RTF)***

- **People**

No vacancies currently on RTF, although one of our PC's has successfully been promoted, which will leave a gap in the Scarborough district temporarily. New PSV's are being recruited for Mobile Rural Watch schemes in the Selby, Whitby and Craven areas.

- **Proactivity**

Dates are planned for Op Galileo (poaching), Op Woollen (prevention), Op Byway (illegal off roading), up to Spring 2018. Operation Checkpoint is planned in on a quarterly basis throughout 2018, the first such date being in March 2018. Operation Crackdown is a scored OCG in the north of the county involved predominantly in rural crime; intelligence collection plan is ongoing, as is disruption of individuals linked. Other operations targeting wildlife crime, in particular raptor persecution planned during early months of 2018. Daily business targets tackling border vulnerabilities highlighted by intelligence work.

- **Productivity**

Several cross border arrests made in the last month for cross border crime, from Cleveland and South Yorks areas, with crime having taken place in Selby, Hambleton and Whitby districts. Various people reported for poaching offences, as well as vehicles seized and dispersal orders given where possible. Active investigations ongoing into equine crime, raptor persecution and hunting offences.

- **Problem Solving**

Problem Solving plans written for raptor persecution, border vulnerabilities and rural crime, which are now being worked towards completion. Op Byway, Galileo, Woollen and Sidekick all address problems identified on area. Op Sage – force organised hunting response, aims to prevent issues occurring between hunts and saboteurs.

- **Public Service**

Training events planned with Yorkshire Dales and North Yorks Moors National Parks which will develop joint working processes, and improve public awareness of rural and wildlife crime in the voluntary sector. Further training to be planned in with FCR colleagues post May 2018. Show calendar for 2018 planned, starting with Ripon Farm Services new year event in January, with smaller events being planned in locally with officers. Traditional media, newsletters, and social media presence on Facebook and Twitter, to continue liaising with public.

# NYP'S TACTICAL RESPONSE

## **Operation Hawk**

- Op Hawk is an NYP initiative to tackle travelling criminality and rural crime with the emphasis on the patrolling of our borders and targeting of vehicles and persons involved in criminal activities. In December the FSU, OSU and RPG Proactive Policing teams have carried out over 600hrs of Proactive Patrol time and while doing so attending 14 Crime in progress reports.

Along with carrying out Proactive patrols targeting the forces border vulnerabilities the Proactive Policing teams assist with spontaneous reactive incidents, during November the teams have been redeployed by Silver 58 times and given assistance to R&R and SNT at 95 incidents. Of Note:

- FSU deploy to a report of a burglary in the Selby area, the suspects were located on the A64 and a TPAC stop carried out resulting in 4 males being arrested for suspicion of burglary.
- RPG stop a vehicle after an ANPR activation and following a search, Cannabis was found along with a lock knife, the male occupant was arrested. The male was also further arrested after a drug wipe for Sect 5a.
- RPG respond to a report of persons doing trolley dashes at the Designer Outlet in York, stealing clothes. The vehicle they were in was also reported to be on false plates. Officers deploy and after further reported thefts the vehicle was pre emptively boxed and the 2 occupants detained without injury, both occupants arrested and vehicle seized.
- FSU deploy to a report of an intruder breaking into a dwelling in Harrogate. FSU stop a vehicle acting suspiciously. Checks were carried out, the driver was found to be wanted on warrant and in possession of £1700 in cash, there was no connection to the burglary but the male was arrested for money laundering. The male was also found to be involved in drug supply in the Wakefield area.
- OSU respond to an ANPR activation of a van involved in criminal activity in York and Harrogate. The van was located in Knaresborough and both male occupants with the van arrested.

As well as responding and dealing with Proactive Patrol stops and incidents the Proactive teams also give assistance to R&R and SNT with reactive incidents. Of note:

- FSU attend a report of a male who was threatening to self harm and in possession of a knife, the male had also made threat to kill his partner. An armed enquiry was carried out and the male was subsequently arrested for causing criminal damage.
- OSU commence a search of an elderly female who has vulnerability markers. After extensive searching and enquiries were carried out the female was found safe and well in an un-occupied flat.
- FSU attended a report of a male threatening to stab himself. At the scene, officers see the male sitting on the pavement with a 9" kitchen knife, threatening to self harm. Other assets also attend including a dog unit and negotiators. After a period of negotiations the knife was surrendered and the male was arrested for weapon offences.

## **Operation Checkpoint**

- Op Checkpoint is a Multi Force Operation whereby local officers along with Farm watch volunteers patrol North Yorkshire Police Northern border targeting Rural crime and cross border criminality.

## **Other Operations**

- **Op Kingfisher** – Community reassurance in relation to High profile anti fracking protests around Kirby Misperton.
- **Multi Agency Op** – in Boston Spa targeting commercial vehicles resulting in 5 x TORS for traffic offences, 2 x Delayed prohibitions, 1 x immediate prohibition, 1 x vehicle seizure, 1 x DVLA tax offence.
- **Op Casbia** – ASB patrolling in the York area following a large amount of ASB and criminal activity.
- **Op Attention** – the Christmas period drink drive campaign totalling over 137 arrests for drivers being over the prescribed limit.

## NOTABLE INVESTIGATIONS

**Christmas has proved particularly challenging time, once again. Staff have worked long hours and often into Rest Days to support the families and gather evidence of the below.**

- **Op Estonia** - particularly distressing case. Murder investigation following the death of a female in Skipton on 22/12/17. Suspect charged and remanded
- Following on from the above, staff were then called to Cleveland on Christmas Day to assist colleagues in Middlesbrough following a murder late on Christmas Eve in the area. Male charged with murder and carrying an offensive weapon.
- **Op Essence** Claudia LAWRENCE – Male arrested in Brighton Area, for harassment type offences
- **Op Woodcutter** – Trial scheduled for October 2017 for 2 persons now indicted with section 18 assault. Guilty pleas -1 x conviction assist offenders receiving an 8 month prison sentence. 1 x conviction for Sec 20 Assault, GBH, 3 years prison sentence
- **Op Concert.** Investigation relating to sexual offences in York 13/07/17 and 15/07/17. Male charged and sentenced to 4years and 6 months.
- **Op Aquamarine** - murder investigation following the death of a 17 year old male in Guisborough on 27/08/17 investigation led by NYP officers. Guilty plea accepted, awaiting sentencing.
- **Op Coriander** – Possible offence of medical manslaughter involving an elderly male.
- MCU, following a review of a serious RTA in York from July, further offences of attempted murder and kidnap are now being investigated



# VICTIM BASED CRIME BY DISTRICT v PREVIOUS YEARS

NO OF CRIMES	2017/18	
HAMBLETON	2026	
CHANGE 17/18 v 16/17	34	1.7%
CHANGE 17/18 v 15/16	41	2.1%

NO OF CRIMES	2017/18	
RYEDALE	1036	
CHANGE 17/18 v 16/17	-14	-1.3%
CHANGE 17/18 v 15/16	-59	-5.4%

NO OF CRIMES	2017/18	
RICHMONDSHIRE	1108	
CHANGE 17/18 v 16/17	70	6.7%
CHANGE 17/18 v 15/16	119	12.0%

NO OF CRIMES	2017/18	
SCARBOROUGH	5078	
CHANGE 17/18 v 16/17	80	1.6%
CHANGE 17/18 v 15/16	-63	-1.2%

NO OF CRIMES	2017/18	
HARROGATE	4969	
CHANGE 17/18 v 16/17	633	14.6%
CHANGE 17/18 v 15/16	833	20.1%

NO OF CRIMES	2017/18	
CRAVEN	1299	
CHANGE 17/18 v 16/17	-76	-5.5%
CHANGE 17/18 v 15/16	-71	-5.2%

NO OF CRIMES	2017/18	
YORK	8299	
CHANGE 17/18 v 16/17	566	7.3%
CHANGE 17/18 v 15/16	150	1.8%

NO OF CRIMES	2017/18	
SELBY	2777	
CHANGE 17/18 v 16/17	553	24.9%
CHANGE 17/18 v 15/16	426	18.1%

- Selby SNC has seen a rise in all crime types (except Drug Offences), significant rises in Vehicle Offences (+118 from 16/17), Burglary (+94 from 16/17) and Violence (+90 from 16/17)
- Harrogate SNC has seen a rise in all crime types (except Weapon Possession), with significant rises in Violence Crimes (+193 from 16/17) and Arson & Criminal Damage crimes (+167 from 16/17)

The above is a presentation of year on year statistics. For latest local data displayed on a map for your area go to [www.police.uk](http://www.police.uk) and enter your postcode

# ASB BY DISTRICT v PREVIOUS YEARS

Local spike in ASB Nuisance occurrences (+134 on 16/17). Particular area of concern is Colburn (119 of the 134 increase)

Rise mainly owing to occurrences from Fracking Site (Op Kingfisher)

NO OF ASB	2017/18	
HAMBLETON	1853	
CHANGE 17/18 v 16/17	-63	-3.3%
CHANGE 17/18 v 15/16	60	3.3%

NO OF ASB	2017/18	
RYEDALE	927	
CHANGE 17/18 v 16/17	63	7.3%
CHANGE 17/18 v 15/16	48	5.5%

NO OF ASB	2017/18	
RICHMONDSHIRE	1091	
CHANGE 17/18 v 16/17	200	22.4%
CHANGE 17/18 v 15/16	35	3.3%

NO OF ASB	2017/18	
SCARBOROUGH	4836	
CHANGE 17/18 v 16/17	-353	-6.8%
CHANGE 17/18 v 15/16	-403	-7.7%

NO OF ASB	2017/18	
HARROGATE	4067	
CHANGE 17/18 v 16/17	138	3.5%
CHANGE 17/18 v 15/16	452	12.5%

NO OF ASB	2017/18	
CRAVEN	965	
CHANGE 17/18 v 16/17	19	2.0%
CHANGE 17/18 v 15/16	55	6.0%

NO OF ASB	2017/18	
YORK	6455	
CHANGE 17/18 v 16/17	-655	-9.2%
CHANGE 17/18 v 15/16	-760	-10.5%

NO OF ASB	2017/18	
SELBY	2300	
CHANGE 17/18 v 16/17	-22	-0.9%
CHANGE 17/18 v 15/16	96	4.4%

- Richmondshire ASB Actions –**  
 Local NPT are fully engaged with residents, Local Councillors and the District Council. Various young people involved in the ASB incidents have been sought to include in the Police Cadet Scheme.  
 A recent public meeting held by the NPT saw a number of families from the area in attendance who are prepared to engage with police.  
 2 offenders recently received custodial sentences
- OP CORNISH** targeting crimes in the centre of Scarborough centred on drug dealing. Specifically aimed at theft and associated ASB.

• **OP KINGFISHER** continues in the Ryedale area, offering 24/7 support.

# GLOSSARY

## Reading the performance data

- The numbers shows performance against the previous year
- The dashboard graphic for operational crime, ASB and KSI data is an assessment of the latest month against a normal month based on the 2016/17 reporting period. The position of the needle describes the month results relative to a linear average. This allows for factors such as seasonal trends or the impact of single one off events to be explained. As the desired direction of travel can be up or down (e.g. increasing crime is negative but an increasing resolution % positive) the graphics alternate the red/green colouring accordingly.

## Glossary

- ASB = Anti-Social Behaviour
- CMS = Community Messaging System
- Crimes Against Society = These are crimes which do not have a “named victim” i.e.. the offence is against The Crown. These are usually (but not always) are as the direct result of police intervention/proactivity e.g a drugs operation. In North Yorkshire & City of York approx 10% of crimes are “Against Society” therefore it is important to make the clear distinction from Victim Based Crime.
- Fraud Offences = These are not included in the crime statistics as they are not reported by forces to the Home Office. Instead these crimes are passed to Action Fraud and statistics are collated by that agency
- I Grade = priority assigned by control room for an incident requiring ImmEDIATE police response
- KSI = A casualty Killed or Seriously Injured as a result of a Road Traffic Collision on a public road
- MCU = Major Crime Unit
- MO = Modus Operandi
- NPS = New PsychoaSive Substances is the official term for Legal Highs
- NTE = Night Time Economy
- NRCT = Northern Roads Crime Team – Roads Policing with some firearms capability
- NST = Neighbourhood Support Team – a specialist unit which is deployed around the force through tactical bidding process
- OPL = Over Prescribed Limit typically the term used to describe failing a breath test
- P&CP = Police & Crime Plan document setting out the Police & Crime Commissioner’s priorities
- PCC = Police & Crime Commissioner
- PCSO = Police Community Support Officer
- PSG = Performance Steering Group is an internal meeting chaired by a Chief Officer monitoring statistics & trends
- Resolved Outcome = A crime where an offender has been dealt with through sanction or restorative justice.
- RPG = Roads Policing Team
- Sanction Detection = A historical method of looking at how crimes were resolved. A sanction detection includes where an offender is Charged, Cautioned, given a Penalty Notices for Disorder or Cannabis Warning or Fixed Penalty Notices, and where an offender has crimes Taken Into Consideration (TIC - see below).
- TIC = Taken Into Consideration is typically where an offender admits to further offences to avoid potentially being pursued for these at a later date.
- TTCG = Tactical Tasking & Co-ordination Group is an internal meeting which directs resources to tackle specific problems

# Public Accountability Board

Part b) People



Meeting: January '17

Reporting Period: Apr-Dec 2017

NB: Statistics remain provisional and subject to change

**BE SAFE**  
**FEEL SAFE**



# HR OVERVIEW

## Police Officers

	Apr 17	May 17	Jun 17	Jul 17	Aug 17	Sep 17	Oct 17	Nov 17	Dec 17	Jan 18	Feb 18	Mar 18	Mar 19
<b>Officer Long Term FTE Target</b>	1,400.0	1,400.0	1,400.0	1,400.0	1,400.0	1,400.0	1,393.0	1,393.0	1,393.0	1,393.0	1,393.0	1,393.0	1,393.0
<b>Officer FTE Budget for the month after vacancy factor</b>	1,379.30	1,371.30	1,380.30	1,369.30	1,363.30	1,360.30	1,346.30	1,356.30	1,350.30	1,360.30	1,356.30	1,364.00	1,364.00
<b>Actual/ Projected Officer Numbers (includes recruitment)</b>	1,355.11	1,343.10	1,347.11	1,332.12	1,321.27	1,313.29	1,332.45	1,325.02	1318.66	1,343.65	1,340.65	1,364.95	1,398.95

The above figures have been amended to include the Officer FTE Budget for the month after vacancy factor and also what the projected numbers are for the rest of the financial year (figures in shaded boxes).

The actual number of Officers has decreased by 6.36 FTE from the previous month. This was in line with the leaver projections.

An intake of 28 transferees is scheduled for January 2018 and 28 Student Officers in March 2018. Further intakes of officers are planned in order to meet the target figure of 1400. This takes into account officers leaving the service to retire or for other reasons as well as current gaps.

## PCSO

	Apr 17	May 17	Jun 17	Jul 17	Aug 17	Sep 17	Oct 17	Nov 17	Dec 17	Jan 18	Feb 18	Mar 18	Mar 19
<b>PCSO Long Term FTE Target</b>	214.0	214.0	214.0	214.0	214.0	214.0	214.0	214.0	214.0	214.0	214.0	214.0	214.0
<b>PCSO FTE Budget for the month after vacancy factor</b>	200.00	200.00	200.00	200.00	200.00	200.00	214.00	214.00	214.00	214.00	214.00	214.00	214.00
<b>Actual/ Projected PCSO Numbers (includes recruitment)</b>	181.58	179.50	179.35	175.97	175.97	202.97	201.08	200.07	198.89	226.89	225.89	223.89	213.89

The actual number of PCSO's has decreased by 1.18 FTE from the previous month

The next intake of PCSO's is planned for April 2018.

# HR OVERVIEW

## Staff

BUDGET:	Apr 17	May 17	Jun 17	Jul 17	Aug 17	Sep 17	Oct 17	Nov 17	Dec 17	Jan 18	Feb 18	Mar 18	Mar 19
<b>OPCC</b>	9.0	9.0	9.0	9.0	9.0	9.0	9.0	9.0	9.0	9.0	9.0	9.0	9.0
<b>Project Staff (incl Agency)</b>	84.6	83.6	81.8	81.8	79.8	79.2	71.2	71.2	71.2	70.2	69.2	68.2	3.5
<b>Corporate Services (including Commissioned Services)</b>	194.3	194.3	194.5	217.5	218.9	218.9	217.1	218.1	218.1	219.1	219.1	219.6	222.3
<b>Chief Constable</b>	915.8	916.8	919.8	916.8	913.8	915.0	925.9	921.9	923.9	934.0	931.9	932.9	892.4
<b>Total Staff FTE Budget for the month (after vacancy factor)</b>	1,205.7	1,205.7	1,207.1	1,227.1	1,223.5	1,224.1	1,225.3	1,222.3	1,224.3	1,234.3	1,231.3	1,231.8	1,129.2
<b>ACTUAL:</b>													
<b>OPCC</b>	8.00	8.80	8.70	10.42	10.01	11.01	12.80	12.80	12.80	12.80	12.80	12.80	12.80
<b>Project Staff (incl Agency)</b>	79.34	86.74	54.81	54.20	54.20	53.20	50.20	49.07	45.66	45.66	45.66	45.66	45.66
<b>Corporate Services (including Commissioned Services)</b>	185.74	188.28	191.60	191.38	192.99	199.49	206.70	212.97	206.76	206.76	206.76	206.76	206.76
<b>Chief Constable</b>	824.48	833.42	856.69	875.06	872.17	864.92	887.14	892.93	891.88	891.88	891.88	891.88	891.88
<b>Total Staff against budget FTE</b>	1097.56	1117.24	1111.75	1131.06	1129.37	1128.62	1155.84	1167.77	1157.10	1157.10	1157.10	1157.10	1157.10
<b>Permanent Staff FTE</b>	970.43	987.74	983.07	994.49	995.46	984.12	1018.37	1033.35	1033.30	1033.30	1033.30	1033.30	1033.30
<b>Temporary Staff FTE (not including agency)</b>	84.6	80.57	82.48	88.87	87.11	90.61	94.30	94.16	92.05	92.05	92.05	92.05	92.05
<b>Agency Staff FTE</b>	42.53	48.93	46.20	47.70	46.80	42.89	44.17	40.26	31.76	31.76	31.76	31.76	31.76
<b>Total Staff against budget FTE</b>	<u>1097.56</u>	<u>1117.24</u>	<u>1111.75</u>	<u>1131.06</u>	<u>1129.37</u>	<u>1128.62</u>	<u>1156.84</u>	<u>1167.77</u>	<u>1157.11</u>	<u>1157.11</u>	<u>1157.11</u>	<u>1157.11</u>	<u>1157.11</u>

The Staff Budget has been adjusted for 2017/ 2018. The budget is managed on a monthly basis depending upon business requirements and therefore is likely to change during the financial year.

OPCC figures do not include the PCC or Deputy PCC

The total number of actual Staff has decreased by 10.66 FTE from the previous month. The number of agency staff has decreased by 8.5 from the previous month:

16 x agency staff are in supernumerary posts.

15.76 x agency staff are backfill or interim postings against established posts (includes part time agency staff).

There was an intake of 17 FCR Staff in January 2018

# HR OVERVIEW

	Apr 17	May 17	Jun 17	Jul 17	Aug 17	Sep 17	Oct 17	Nov 17	Dec 17	Jan 18	Feb 18	Mar 18	Mar 19
<b>Total Budget of all Officers, PCSO and Staff</b>	2,785.2	2,777.0	2,787.4	2,796.4	2,786.8	2,784.4	2,785.6	2,792.6	2,788.6	2,814.6	2,805.6	2,802.1	2,707.2
<b>Total Actual Number of all Officers, PCSO and Staff</b>	2634.25	2639.84	2638.21	2639.15	2626.61	2644.88	2690.37	2652.60	2674.66	2727.65	2711.76	2745.55	2769.55

## Citizens in Policing

	Apr 17	May 17	Jun 17	Jul 17	Aug 17	Sep 17	Oct 17	Nov 17	Dec 17	Jan 18	Feb 18	Mar 18
<b>Specials long-term FTE Target</b>	286.00	286.00	286.00	286.00	286.00	286.00	286.00	286.00	286.00	286.00	286.00	286.00
<b>Actual Specials FTE</b>	126.00	124.00	123.00	123.00	123.00	126.00	123.00	130.00	130.00	137.00	137.00	137.00
<b>Actual Volunteers (including Police Cadets)</b>	241.00	242.00	228.00	230.00	231.00	243.00	252.00	267.00	272.00	252.00	252.00	252.00

The actual number of Special Constables has remained the same as the previous month.

Deployment of volunteers:-

- The 272 volunteers are broken down into the following roles
- 1 Chief Officer – Citizens in Policing
- 1 - Head of Volunteering
- 1 - Deputy Head of Volunteering
- 5 - Volunteer Advisors'
- 34 - Front Counter Support
- 143 - Safer Neighbourhood Support
- 22 - Rural Watch Patrol
- 2 – Tape and information facilitator
- 41 – Police Cadets
- 8 - Police Cadet Leaders
- 1- PSV Driver
- 10 - Neighbourhood Support Volunteer
- 3 – Vehicle Checker

# MENTAL HEALTH

## Use of health based places of safety

	Jul-17			Aug-17			Sep-17			Oct-17			Nov-17			Dec-17		
HBOS	Under 18	18 and Over	Total	Under 18	18 and Over	Total	Under 18	18 and Over	Total	Under 18	18 and Over	Total	Under 18	18 and Over	Total	Under 18	18 and Over	Total
Cross Lane, Scarborough	0	13	13	0	8	8	0	9	9	0	8	8	0	4	4	1	7	8
Friarage, Northallerton	0	4	4	1	0	1	0	4	4	0	3	3	0	3	3	0	1	1
Harrogate	0	8	8	1	6	7	0	5	5	0	6	6	2	12	14	0	5	5
Peppermill, York	2	9	11	0	7	7	0	5	5	0	13	13	0	11	11	0	7	7
<b>Total</b>	<b>36</b>			<b>23</b>			<b>23</b>			<b>30</b>			<b>32</b>			<b>21</b>		

## Use of police custody as a place of safety

<b>136 Detentions (Police Custody)</b>	<b>Aug-17</b>	<b>Sep-17</b>	<b>Oct-17</b>	<b>Nov-17</b>	<b>Dec-17</b>
Aged 18 or Over	0	0	1	2	2
Aged Under 18	0	0	0	0	0
<b>Total</b>	<b>0</b>	<b>0</b>	<b>1</b>	<b>2</b>	<b>2</b>

## Use of mental health street triage teams

<b>Street Triage (STORM Tag)</b>	<b>Jul-17</b>	<b>Aug-17</b>	<b>Sep-17</b>	<b>Oct-17</b>	<b>Nov-17</b>	<b>Dec-17</b>
Hambleton	1	0	2	1	2	1
Scarborough	68	54	60	98	74	79
York & Selby	9	12	6	7	6	11
<b>Total</b>	<b>78</b>	<b>66</b>	<b>68</b>	<b>106</b>	<b>82</b>	<b>91</b>

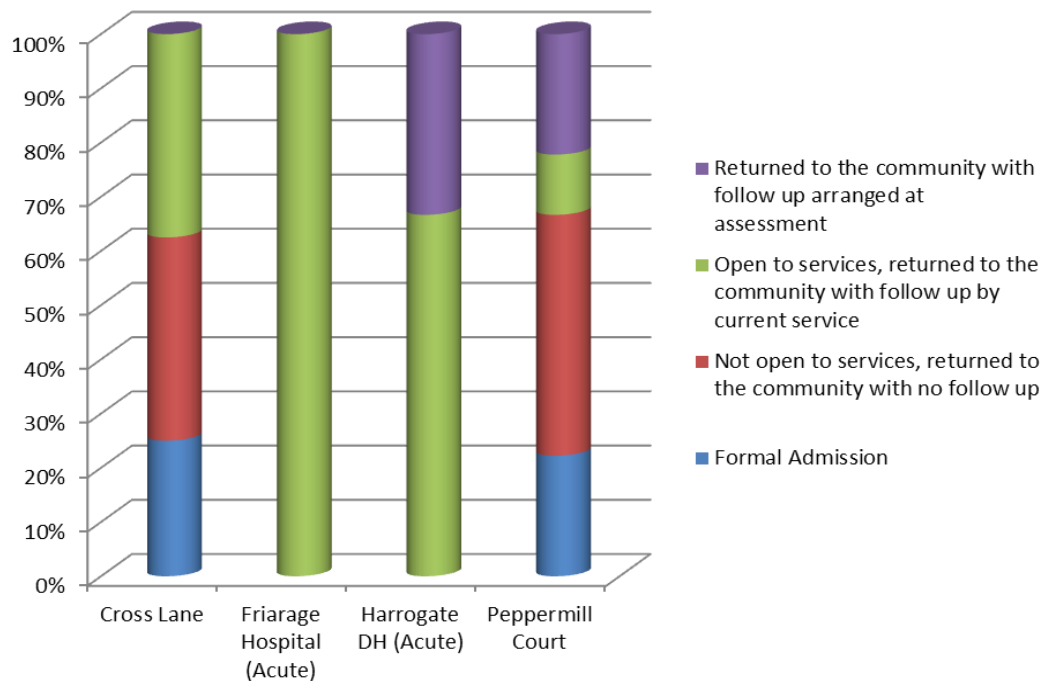
## Occurrences involving a person(s) with a mental health related warning marker

<b>Occurrences involving a person(s) with MH related warning marker</b>	<b>Aug-17</b>	<b>Sep-17</b>	<b>Oct-17</b>	<b>Nov-17</b>	<b>Dec-17</b>
<b>Occurrences</b>	<b>4129</b>	<b>3819</b>	<b>3736</b>	<b>3349</b>	<b>3202</b>

- Police custody must only be used for s.136 MHA detainees in highly exceptional circumstances, e.g. genuinely unmanageable risks of resistance, aggression, violence or escape, or if also detained for an offence. We scrutinise every use of custody in these circumstances.
- The number of occurrences with a mental health qualifier are under represented. This is one of the focus areas for the Police Knowledge Fund research with University of York, who are reviewing our processes (along with good practice elsewhere) to help determine how we can improve in this regard.



# S136 DEMAND OCT and NOV '17



S136 Suite	Female	Male
CROSS LANE	2	6
Friarage Hospital	0	1
Harrogate DH	3	2
Peppermill Court	3	4

Hospital	Reason for Police Vehicle being used	Caged police vehicle	Uncaged police vehicle
Cross Lane	Ambulance not available within 30 mins	2	0
	Ambulance not called	1	0
	Police or Police Ambulance risk assessment	1	0
Harrogate DH (Acute)	Ambulance not available within 30 mins	2	0
Harrogate District Hospital	Not known	1	0
Peppermill Court	Ambulance not available within 30 mins	3	0
	Not known	0	1