



NORTH YORKSHIRE
FIRE & RESCUE SERVICE

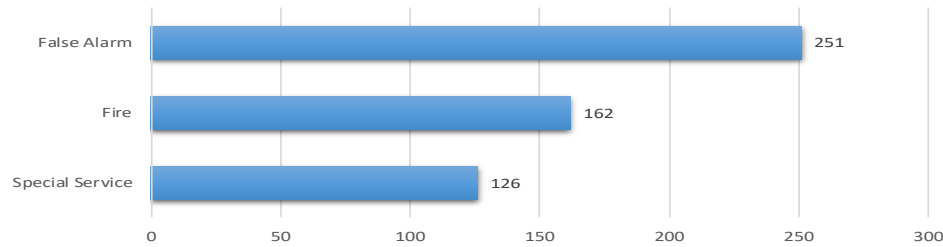
Monthly Performance Summary

May 2019



Incidents Overview - May 2019

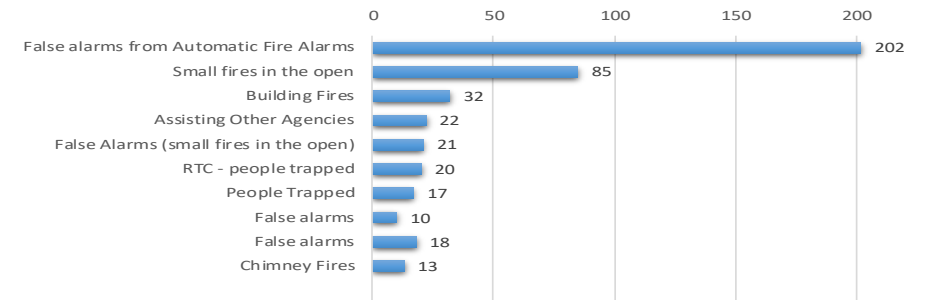
Types of Incidents



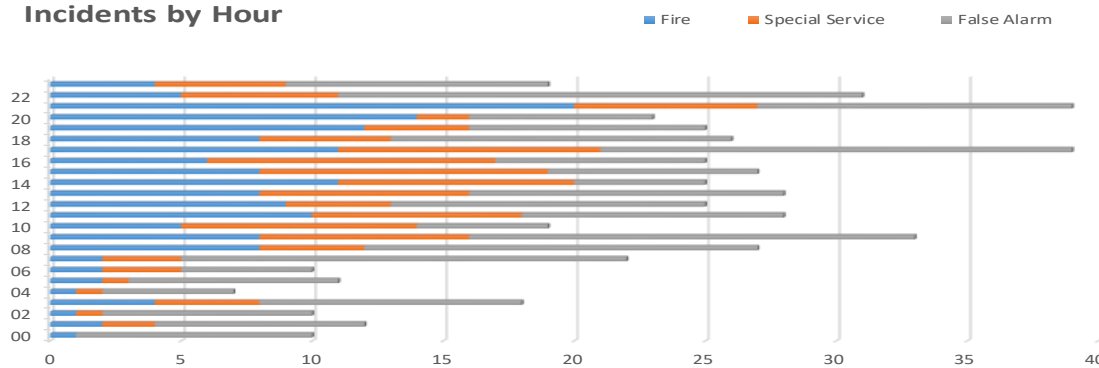
Total Number of Incidents

539
Previous Month (April)
603

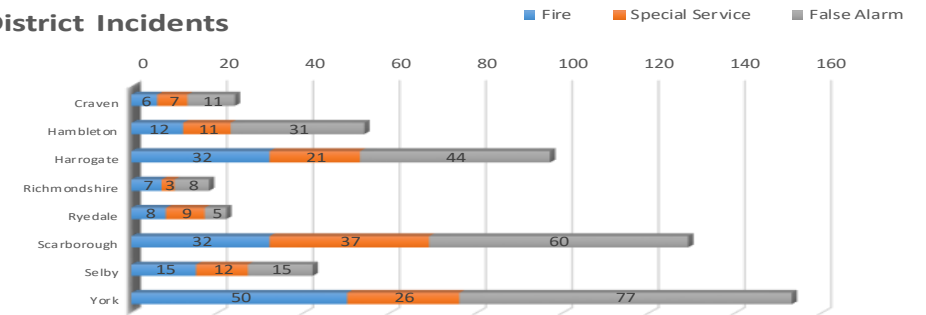
Top 10 Incident Types



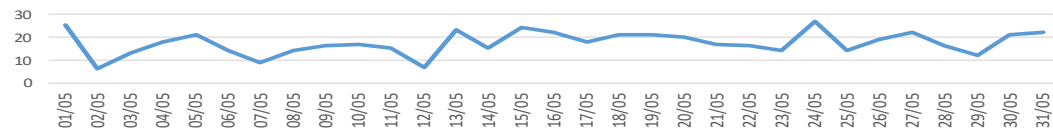
Incidents by Hour



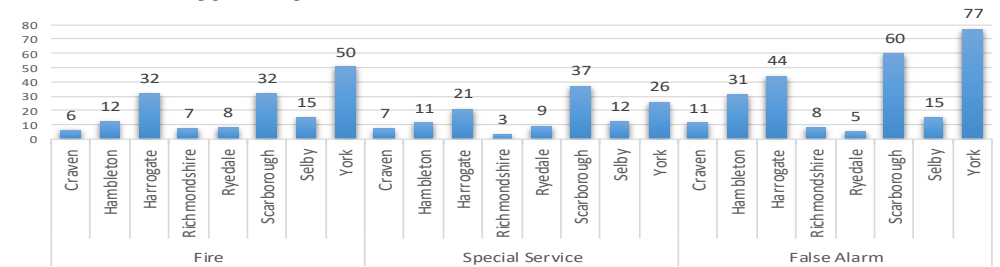
District Incidents



Total Incidents Attended



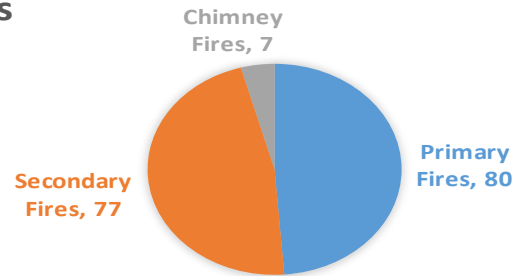
Incident Types by District





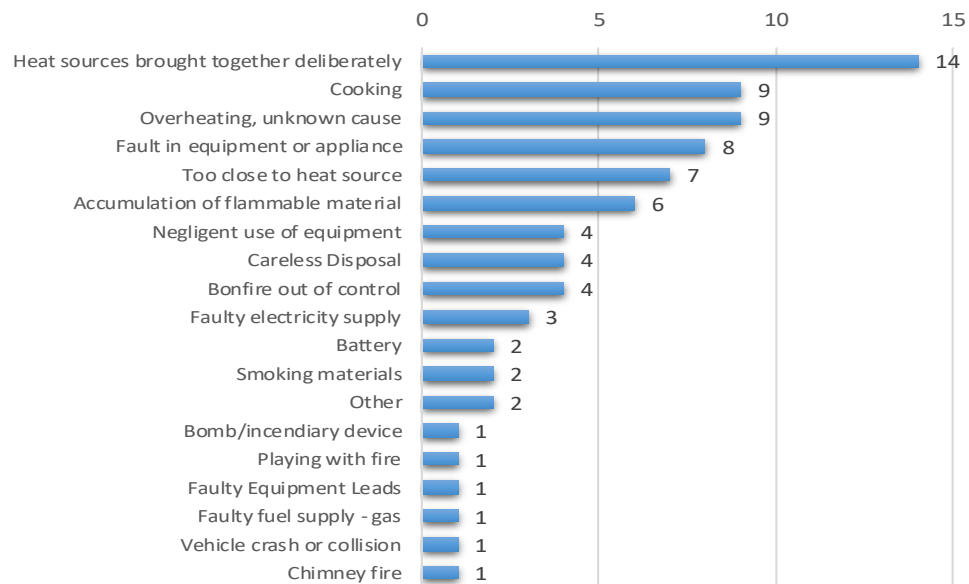
Fires Overview - May 2019

Types of Fires

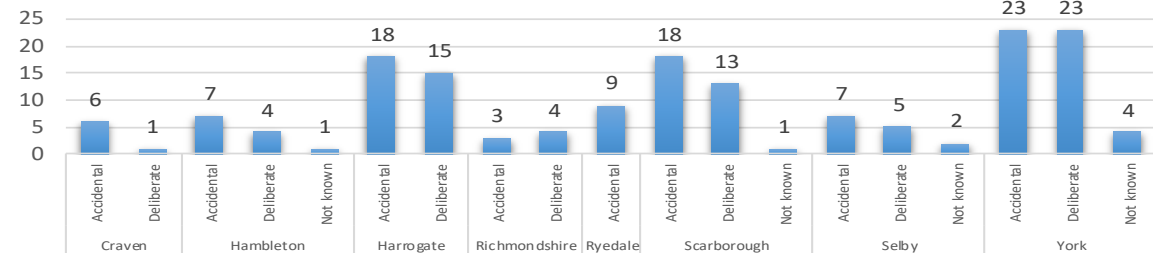


Category	May 2019	May 2018
Number of Accidental Dwelling Fires	36	23
Casualties:		
Number of Fire Deaths	0	0
Number of Fire Injuries	3	0

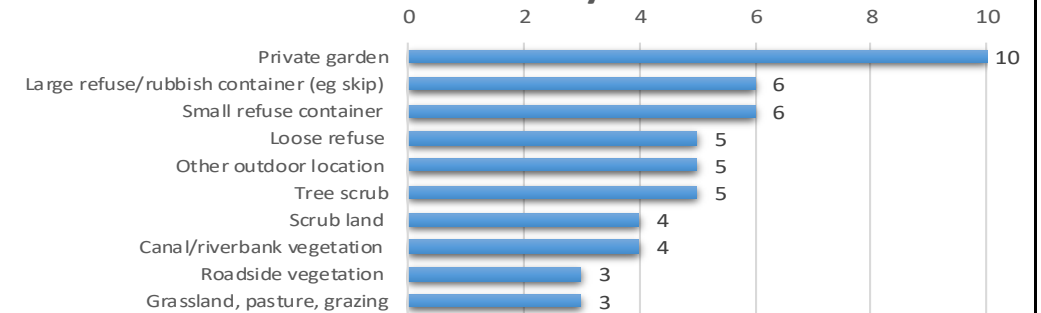
Causes of Primary Fires in May 2019



Causes of All Fires By District



Locations of Secondary Fires



Primary Fires are generally more serious fires that harm people or cause damage to property, meeting one of the following conditions: building fire, vehicle fire or some outdoor structures; any fire involving fatalities, casualties or rescues; or fire attended by at least 5 pumping appliances.

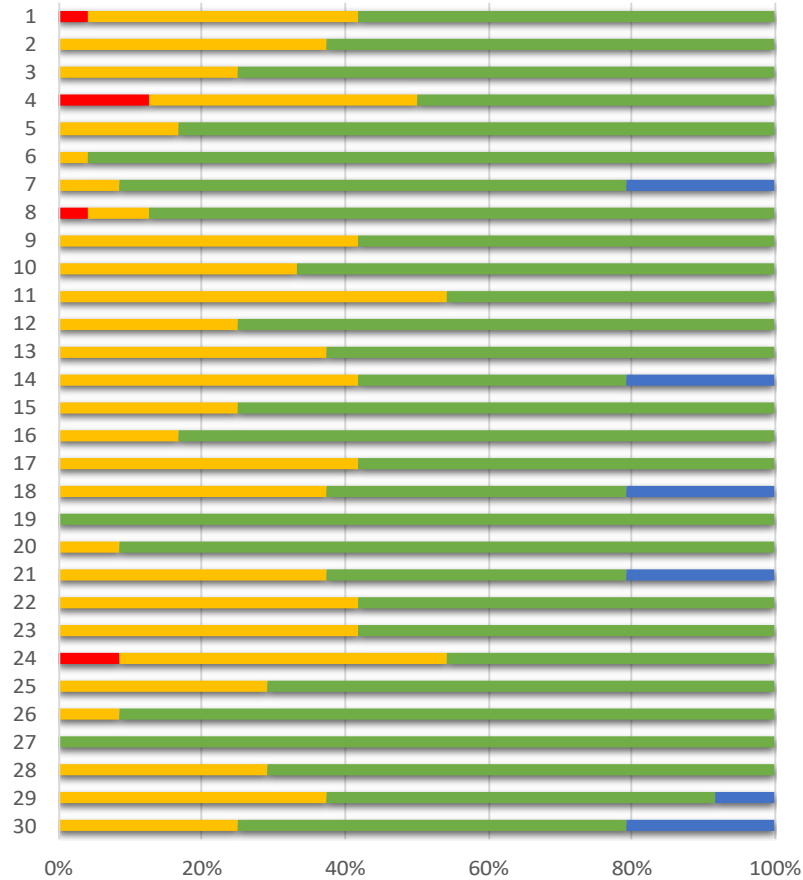
Secondary Fires are generally small outdoor fires, not involving people or property, including refuse fires, grassland fires and fires in derelict buildings or vehicles.



Availability Overview - May 2019

Appliance Availability

- Critical < 32 available
- Minimum (32 to 37)
- Optimum (38 to 45)
- Maximum (all available)



All Fire Engines Average Availability

87%

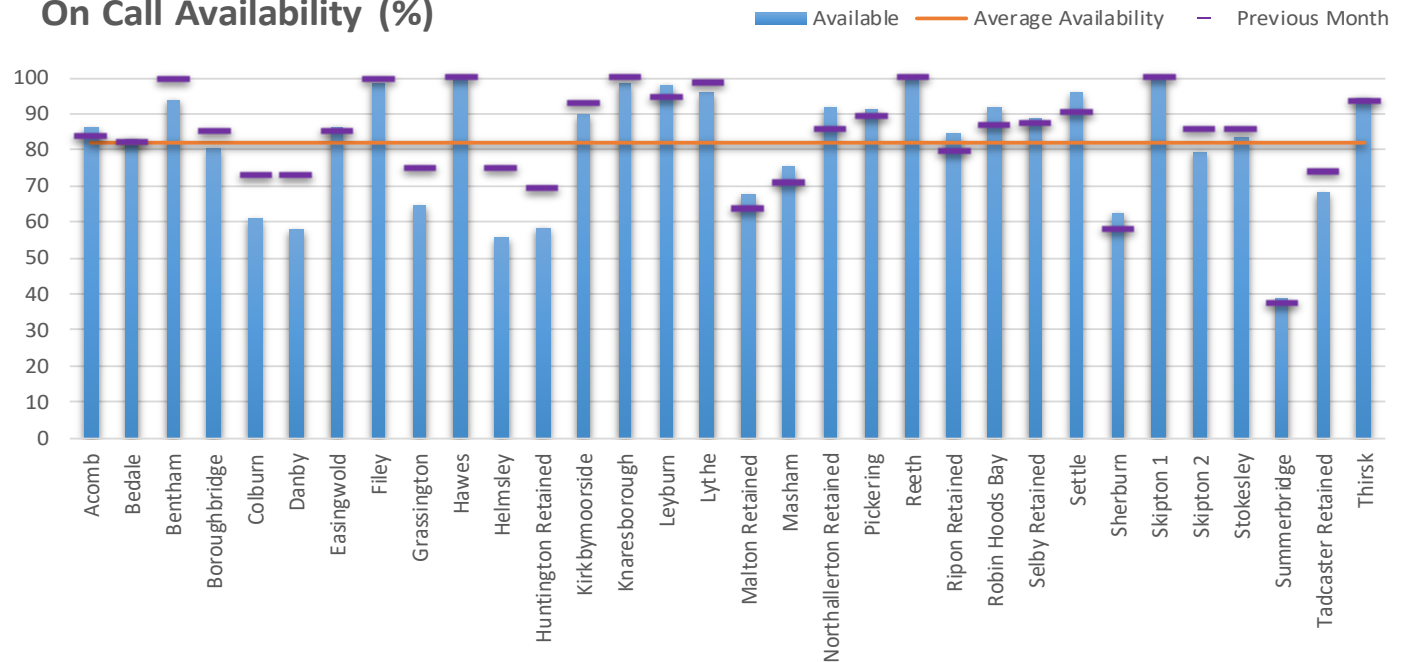
On Call Fire Engines Average Availability

82%

Previous Month (April)
On Call Fire Engines Average Availability

83%

On Call Availability (%)



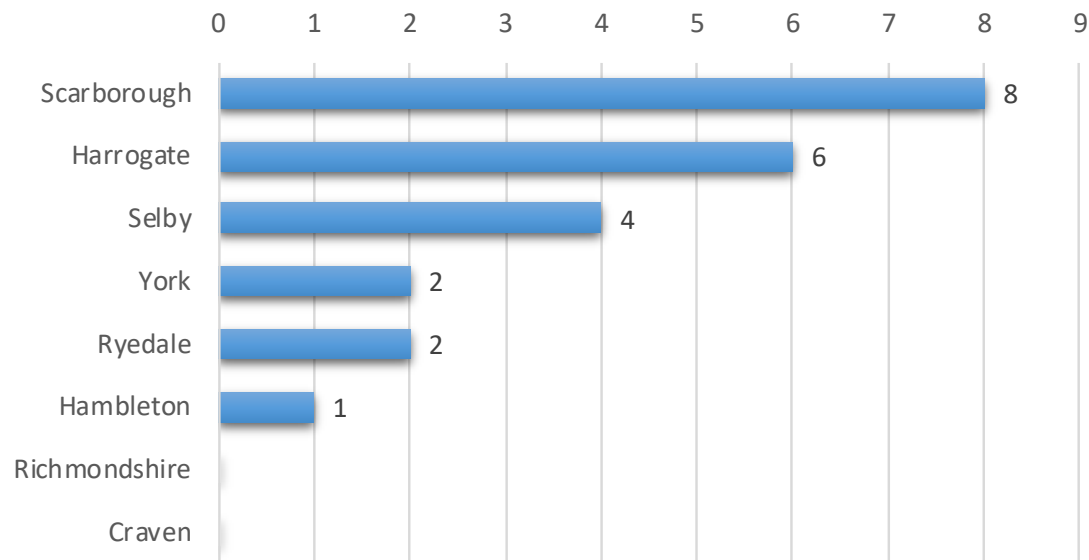


Home Safety Overview		May 2019	Business Safety Overview																																																																													
Home Fire Safety / Safe & Well Visits Completed <table border="1"> <caption>Home Fire Safety / Safe & Well Visits Completed</caption> <thead> <tr> <th>District</th> <th>Community Safety Staff</th> <th>Station Staff</th> </tr> </thead> <tbody> <tr><td>Craven</td><td>28</td><td>0</td></tr> <tr><td>Hambleton</td><td>19</td><td>11</td></tr> <tr><td>Harrogate</td><td>1</td><td>58</td></tr> <tr><td>Richmondshire</td><td>12</td><td>12</td></tr> <tr><td>Ryedale</td><td>9</td><td>9</td></tr> <tr><td>Scarborough</td><td>12</td><td>45</td></tr> <tr><td>Selby</td><td>10</td><td>30</td></tr> <tr><td>York</td><td>8</td><td>24</td></tr> </tbody> </table>		District	Community Safety Staff	Station Staff	Craven	28	0	Hambleton	19	11	Harrogate	1	58	Richmondshire	12	12	Ryedale	9	9	Scarborough	12	45	Selby	10	30	York	8	24	Total Number of Visits 288	Fire Safety Audits <table border="1"> <caption>Fire Safety Audits</caption> <thead> <tr> <th>District</th> <th>Business Safety Staff</th> <th>Station Staff</th> </tr> </thead> <tbody> <tr><td>Craven</td><td>2</td><td>0</td></tr> <tr><td>Hambleton</td><td>2</td><td>0</td></tr> <tr><td>Harrogate</td><td>11</td><td>0</td></tr> <tr><td>Richmondshire</td><td>4</td><td>0</td></tr> <tr><td>Ryedale</td><td>1</td><td>3</td></tr> <tr><td>Scarborough</td><td>12</td><td>6</td></tr> <tr><td>Selby</td><td>4</td><td>2</td></tr> <tr><td>York</td><td>8</td><td>0</td></tr> </tbody> </table>		District	Business Safety Staff	Station Staff	Craven	2	0	Hambleton	2	0	Harrogate	11	0	Richmondshire	4	0	Ryedale	1	3	Scarborough	12	6	Selby	4	2	York	8	0																						
District	Community Safety Staff	Station Staff																																																																														
Craven	28	0																																																																														
Hambleton	19	11																																																																														
Harrogate	1	58																																																																														
Richmondshire	12	12																																																																														
Ryedale	9	9																																																																														
Scarborough	12	45																																																																														
Selby	10	30																																																																														
York	8	24																																																																														
District	Business Safety Staff	Station Staff																																																																														
Craven	2	0																																																																														
Hambleton	2	0																																																																														
Harrogate	11	0																																																																														
Richmondshire	4	0																																																																														
Ryedale	1	3																																																																														
Scarborough	12	6																																																																														
Selby	4	2																																																																														
York	8	0																																																																														
Referrals Received In for Safe & Well Visits <table border="1"> <caption>Referrals Received In for Safe & Well Visits</caption> <thead> <tr> <th>Source</th> <th>Count</th> </tr> </thead> <tbody> <tr><td>Self</td><td>72</td></tr> <tr><td>Other</td><td>22</td></tr> <tr><td>Social Care</td><td>7</td></tr> <tr><td>Oxygen</td><td>7</td></tr> <tr><td>Post NYFRS Incident</td><td>4</td></tr> <tr><td>Health Adult Services</td><td>3</td></tr> <tr><td>Police</td><td>3</td></tr> <tr><td>GP</td><td>2</td></tr> <tr><td>Mental Health Agency</td><td>2</td></tr> <tr><td>Hospital</td><td>2</td></tr> <tr><td>District Council</td><td>1</td></tr> <tr><td>Home Improvement Partner</td><td>1</td></tr> <tr><td>Living Well</td><td>1</td></tr> </tbody> </table>		Source	Count	Self	72	Other	22	Social Care	7	Oxygen	7	Post NYFRS Incident	4	Health Adult Services	3	Police	3	GP	2	Mental Health Agency	2	Hospital	2	District Council	1	Home Improvement Partner	1	Living Well	1	Number of Home Fire Safety Visits 161	Fire Safety Audit Outcomes <table border="1"> <caption>Fire Safety Audit Outcomes</caption> <thead> <tr> <th>Premises Type</th> <th>Satisfactory</th> <th>Unsatisfactory</th> </tr> </thead> <tbody> <tr><td>Boarding Schools</td><td>0</td><td>1</td></tr> <tr><td>Care Standards Act 2000</td><td>7</td><td>3</td></tr> <tr><td>Cinemas</td><td>1</td><td>0</td></tr> <tr><td>Factory</td><td>1</td><td>2</td></tr> <tr><td>Flats (S 72 Building Act 1984)</td><td>4</td><td>0</td></tr> <tr><td>Hospital</td><td>2</td><td>0</td></tr> <tr><td>Hotel/Boarding House</td><td>3</td><td>2</td></tr> <tr><td>Houses Multi Occ - Flatlets</td><td>2</td><td>6</td></tr> <tr><td>Licensed Premises</td><td>1</td><td>2</td></tr> <tr><td>Non Cert Factory</td><td>2</td><td>0</td></tr> <tr><td>Other Sleeping Residential Accom</td><td>5</td><td>3</td></tr> <tr><td>Public Entertainment Commercial</td><td>1</td><td>1</td></tr> <tr><td>Public Entertainment Occasional</td><td>1</td><td>0</td></tr> <tr><td>Schools</td><td>1</td><td>0</td></tr> <tr><td>Shop</td><td>2</td><td>2</td></tr> </tbody> </table>		Premises Type	Satisfactory	Unsatisfactory	Boarding Schools	0	1	Care Standards Act 2000	7	3	Cinemas	1	0	Factory	1	2	Flats (S 72 Building Act 1984)	4	0	Hospital	2	0	Hotel/Boarding House	3	2	Houses Multi Occ - Flatlets	2	6	Licensed Premises	1	2	Non Cert Factory	2	0	Other Sleeping Residential Accom	5	3	Public Entertainment Commercial	1	1	Public Entertainment Occasional	1	0	Schools	1	0	Shop	2	2
Source	Count																																																																															
Self	72																																																																															
Other	22																																																																															
Social Care	7																																																																															
Oxygen	7																																																																															
Post NYFRS Incident	4																																																																															
Health Adult Services	3																																																																															
Police	3																																																																															
GP	2																																																																															
Mental Health Agency	2																																																																															
Hospital	2																																																																															
District Council	1																																																																															
Home Improvement Partner	1																																																																															
Living Well	1																																																																															
Premises Type	Satisfactory	Unsatisfactory																																																																														
Boarding Schools	0	1																																																																														
Care Standards Act 2000	7	3																																																																														
Cinemas	1	0																																																																														
Factory	1	2																																																																														
Flats (S 72 Building Act 1984)	4	0																																																																														
Hospital	2	0																																																																														
Hotel/Boarding House	3	2																																																																														
Houses Multi Occ - Flatlets	2	6																																																																														
Licensed Premises	1	2																																																																														
Non Cert Factory	2	0																																																																														
Other Sleeping Residential Accom	5	3																																																																														
Public Entertainment Commercial	1	1																																																																														
Public Entertainment Occasional	1	0																																																																														
Schools	1	0																																																																														
Shop	2	2																																																																														
		Number of Safe & Well Visits 127																																																																														
		Number of Premises with occupant > 65 yrs 193 (67%)																																																																														
		Number of Premises with no working smoke alarms 97 (34%)																																																																														
		Number of Premises where occupier may be unable to escape 47 (16%)																																																																														
		Number of Premises where occupier living alone 146 (51%)																																																																														
		Number of Premises where occupier smokes 55 (19%)																																																																														



Safeguarding Referrals

Vulnerable Referrals from NYFRS to Other Agencies
May 2019



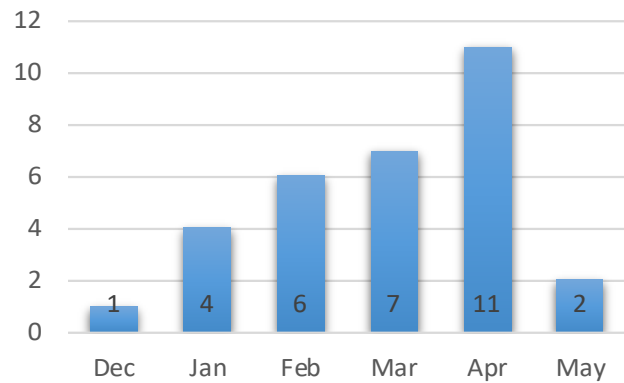
Referrals to Firesetter Programme

No referrals to Firesetter Programme during May 2019

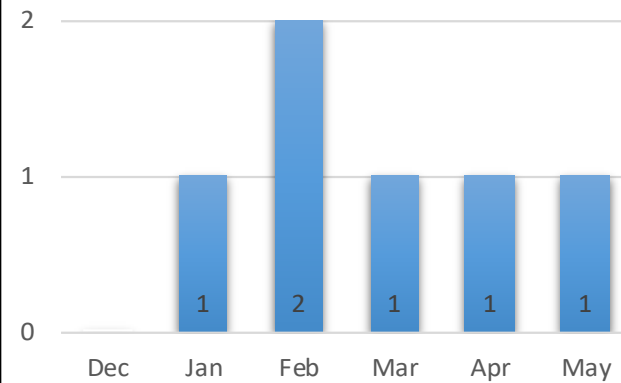


Health & Safety Overview (Reported by NYFRS Staff) - May 2019

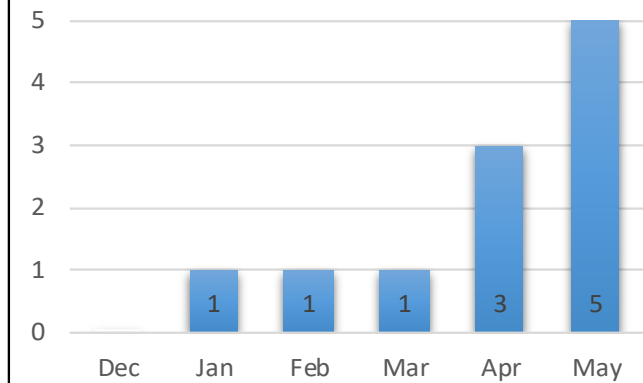
Accidents On Duty



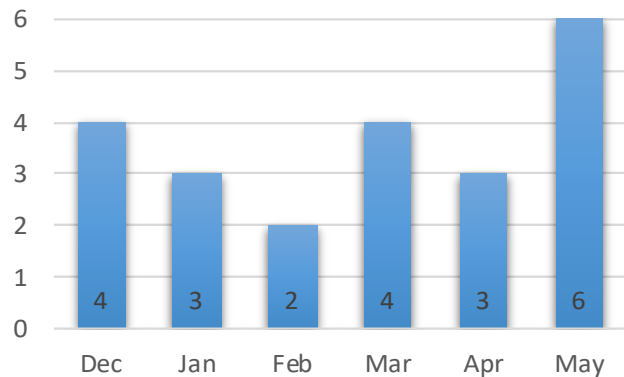
Accidents On Blue Lights



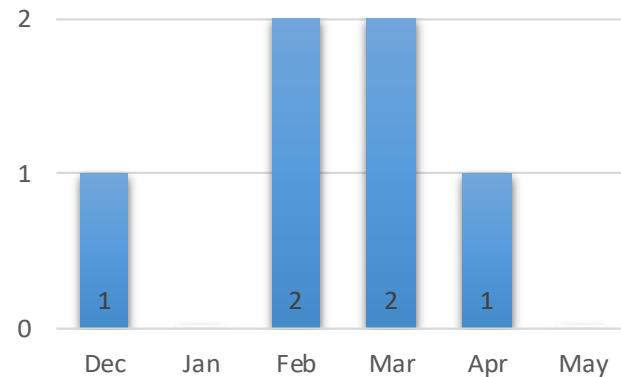
Accidents Off Blue Lights



Causes for Concern



Near Miss

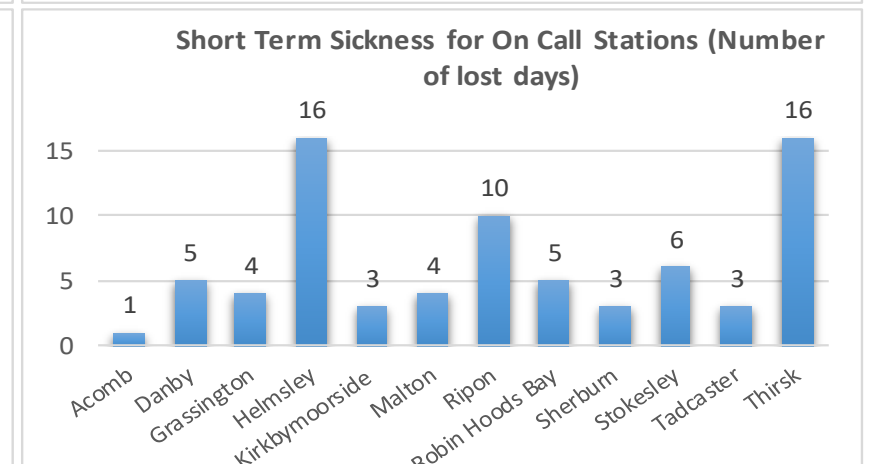
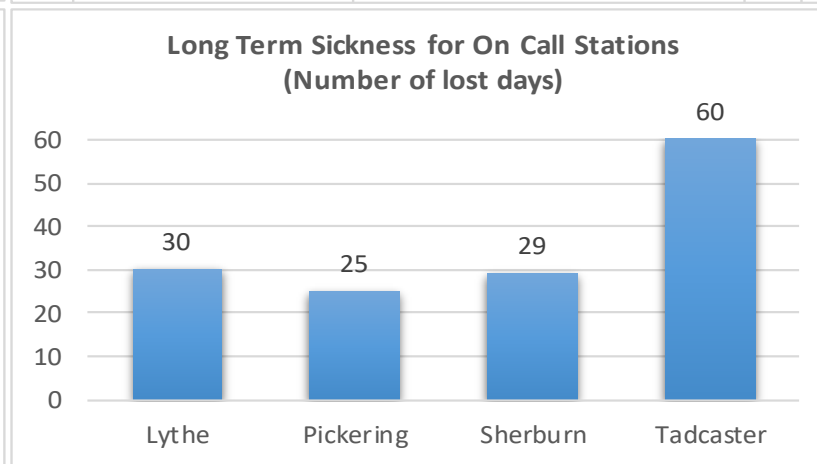
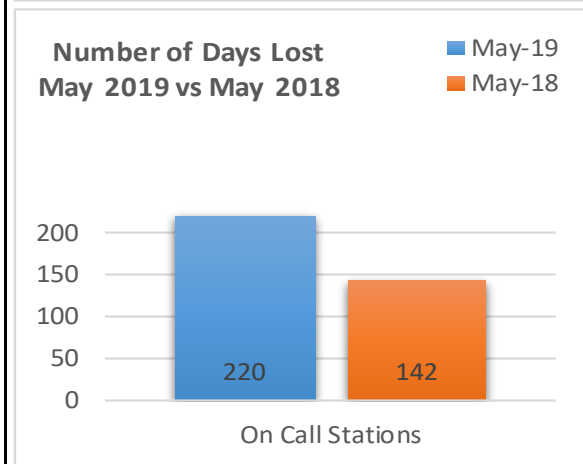
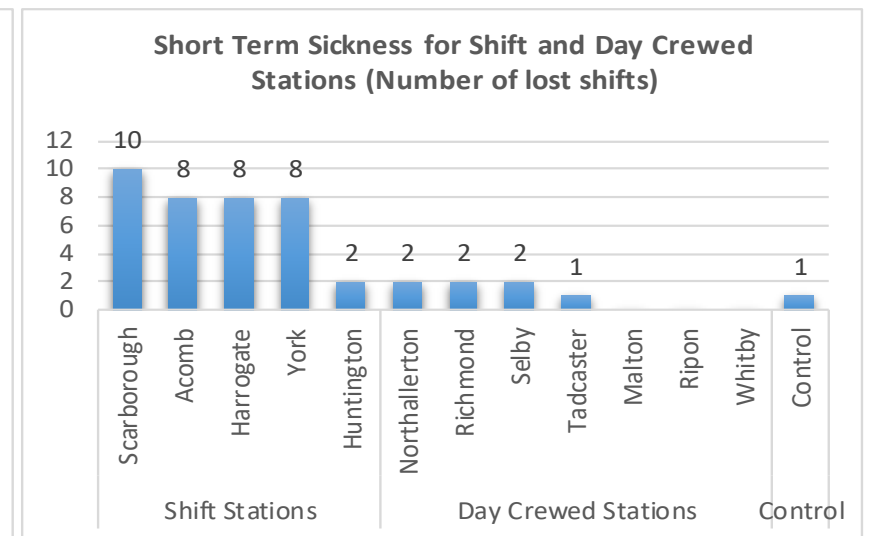
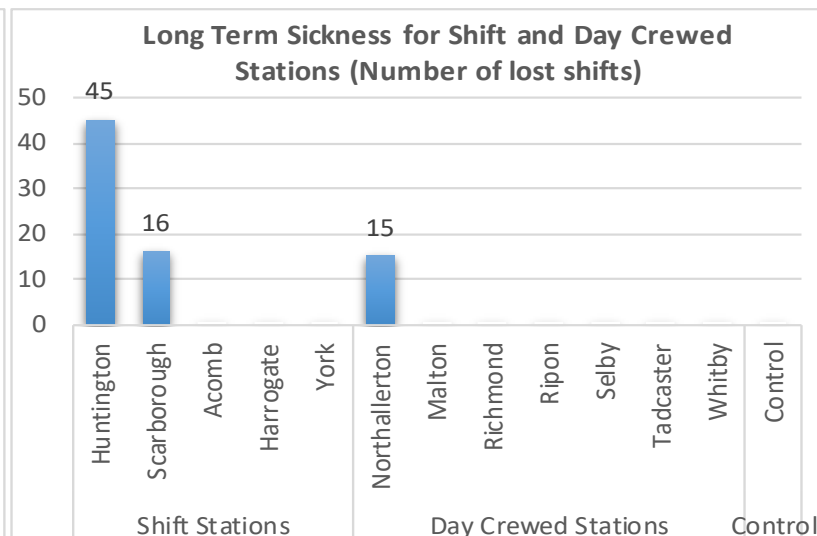
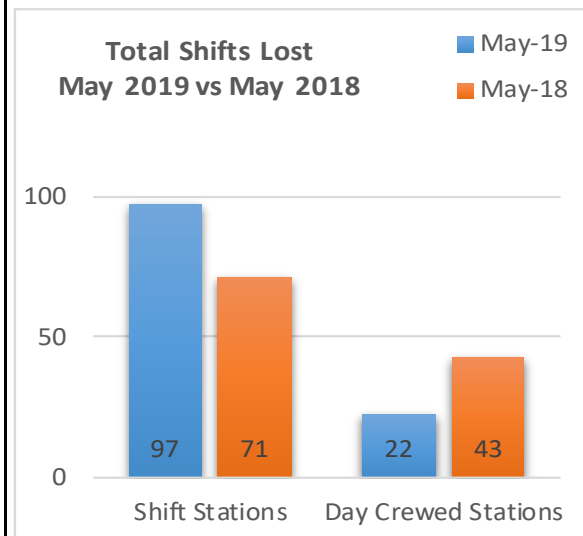


Violence To Staff

There has been 1 reported incident of violence to staff during May 2019



Absence Levels Overview - May 2019





Statutory Requests Received - May 2019

Statutory Requests Received

