



NORTH YORKSHIRE
FIRE & RESCUE SERVICE

Service Delivery Meeting

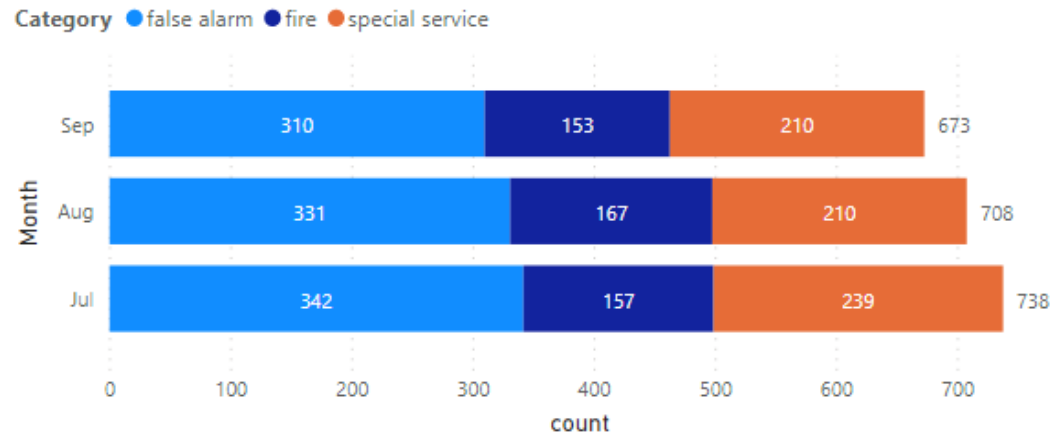
September 2021

Reporting (July – September 2021)

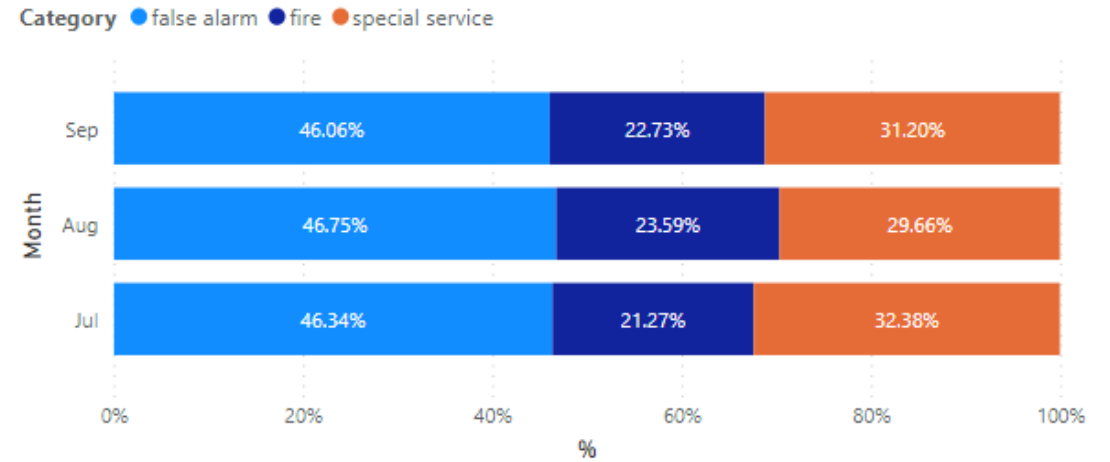


Incidents Overview

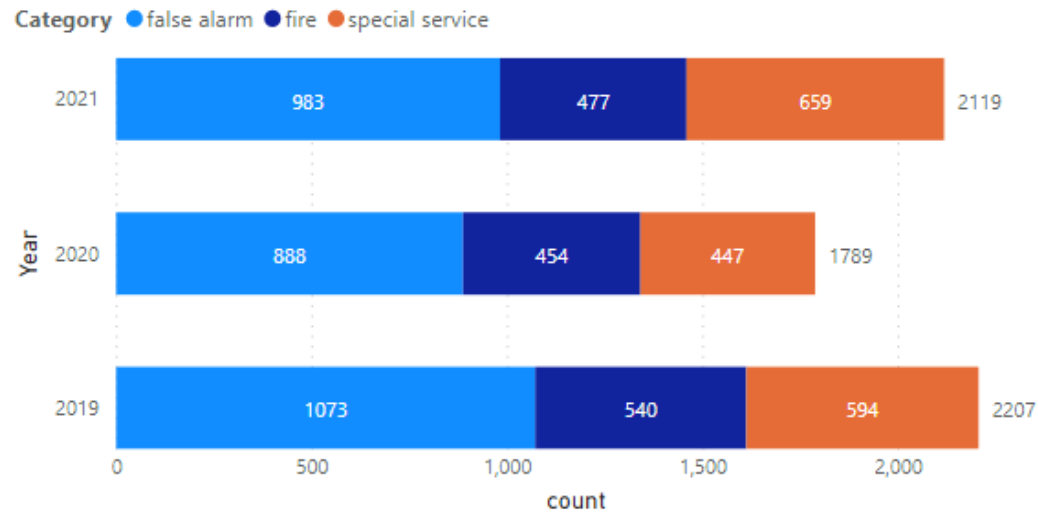
Total incidents by month



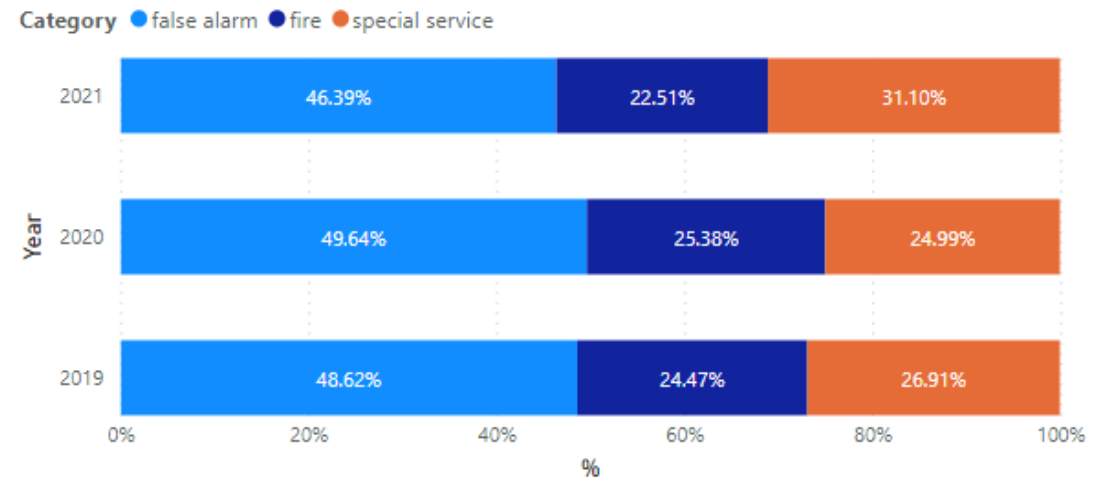
Total incidents by month %



Total incidents (July - September) by years



Total incidents (July - September) by years %



Data source: IRS (Incident reporting system)

Time Stamp: 20th October 2021



**NORTH YORKSHIRE
FIRE & RESCUE SERVICE**

Top 10 Incidents (July - September)

Incident Type	September	Sept - Aug % diff	August	Aug-July % diff	July	Sept-July % diff
Fire - In Open - Small	74	-3.90%	77	10.00%	70	5.71%
Fire - Residential	12	-29.41%	17	-32.00%	25	-52.00%
Fire - Vehicle Small	8	-52.94%	17	-15.00%	20	-60.00%
Misc - FAAP	241	-8.71%	264	3.13%	256	-5.86%
Misc - FAGI	60	-21.05%	76	-12.64%	87	-31.03%
Rescue - Persons Trapped Non Emergency	26	62.50%	16	-46.67%	30	-13.33%
SS - Assist Ambulance - Gain Entry	13	-13.33%	15	-11.76%	17	-23.53%
SS - Assist Other Agency - Non Emergency	21	16.67%	18	100.00%	9	133.33%
SS - Persons Locked Out/In	19	58.33%	12	-36.84%	19	0.00%
SS - RTC Scene Safety recorded as otb	26	136.36%	11	-38.89%	18	44.44%
recorded as otb	9	-57.14%	21	31.25%	16	-43.75%
Total	509	-6.43%	544	-4.06%	567	-10.23%

Top 10 incidents (July - September) by years

Incident Type	2021	2021 - 2020 % diff	2020	2020 - 2019 % diff	2019	% diff 2021- 2019
Misc - FAAP	761	11.42%	683	-18.79%	841	-9.51%
Misc - FAGI	223	12.63%	198	-12.00%	225	-0.89%
Fire - In Open - Small	221	12.76%	196	-19.34%	243	-9.05%
Rescue - Persons Trapped Non Emergency	72	53.19%	47	4.44%	45	60.00%
SS - RTC Scene Safety	55	25.00%	44	-32.31%	65	-15.38%
Fire - Residential	54	-22.86%	70	7.69%	65	-16.92%
SS - Persons Locked Out/In	50	72.41%	29	-9.38%	32	56.25%
recorded as otb	46	12.20%	41	-29.31%	58	-20.69%
Fire - Vehicle Small	45	-4.26%	47	-16.07%	56	-19.64%
SS - Flooding - Inside Premises	41	41.38%	29	-63.75%	80	-48.75%
Total	1568	13.29%	1384	-19.06%	1710	-8.30%

False Alarm From Automatic Fire alarm

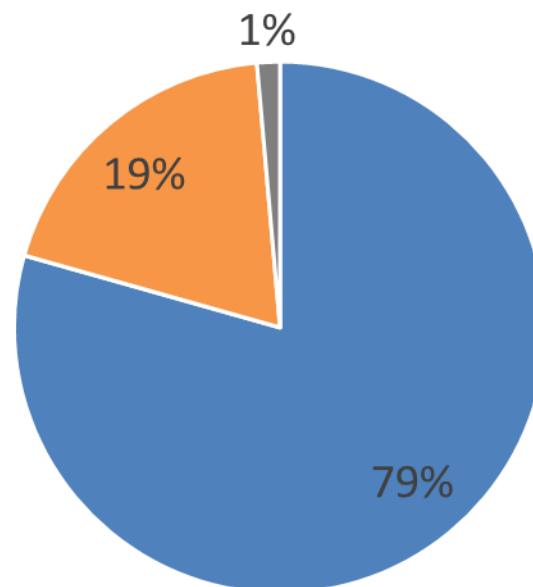


Total False Alarms From False Alarm Apparatus (Auto Fire Detection Systems)
1 October 2019 - 30 September 2021





Breakdown of False Alarms (1 October 2020 - 30 September 2021)



- FAAP -False Alarm Apparatus (Auto Fire Detection Systems)
- FAGI - False Alarm Good Intent
- FAM - False Alarm Malicious

FAAP -False Alarm Apparatus (Auto Fire Detection Systems)	2444
FAGI - False Alarm Good Intent	592
FAM - False Alarm Malicious	43
Total	3079

Data source: IRS (Incident reporting system)
Time Stamp: 20^h October 2021

(1 October 2020 - 30 September 2021)

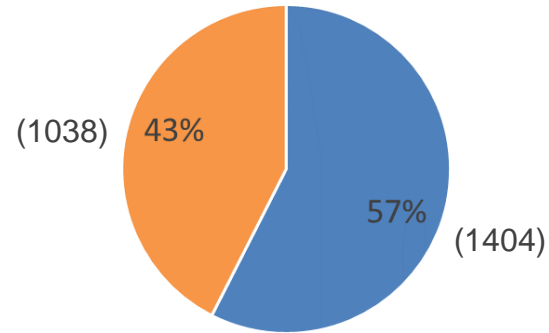


NORTH YORKSHIRE
FIRE & RESCUE SERVICE

■ Residential Premises - (Dwelling/Other Residential)

■ Non Residential Premises - (Non Residential)

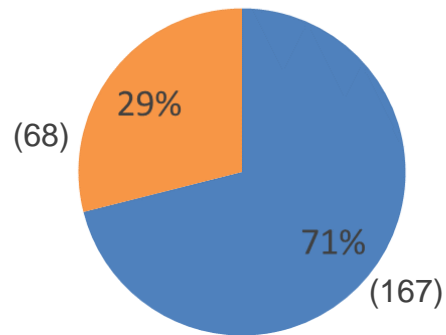
FAAP - False Alarm Apparatus (Auto Fire Detection Systems)



■ Residential Premises - (Dwelling/Other Residential)

■ Non Residential Premises - (Non Residential)

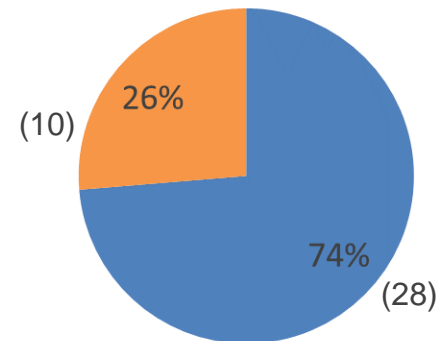
FAGI - False Alarm Good Intent



■ Residential Premises - (Dwelling/Other Residential)

■ Non Residential Premises - (Non Residential)

FAM - False Alarm Malicious



■ Residential Premises - (Dwelling/Other Residential)

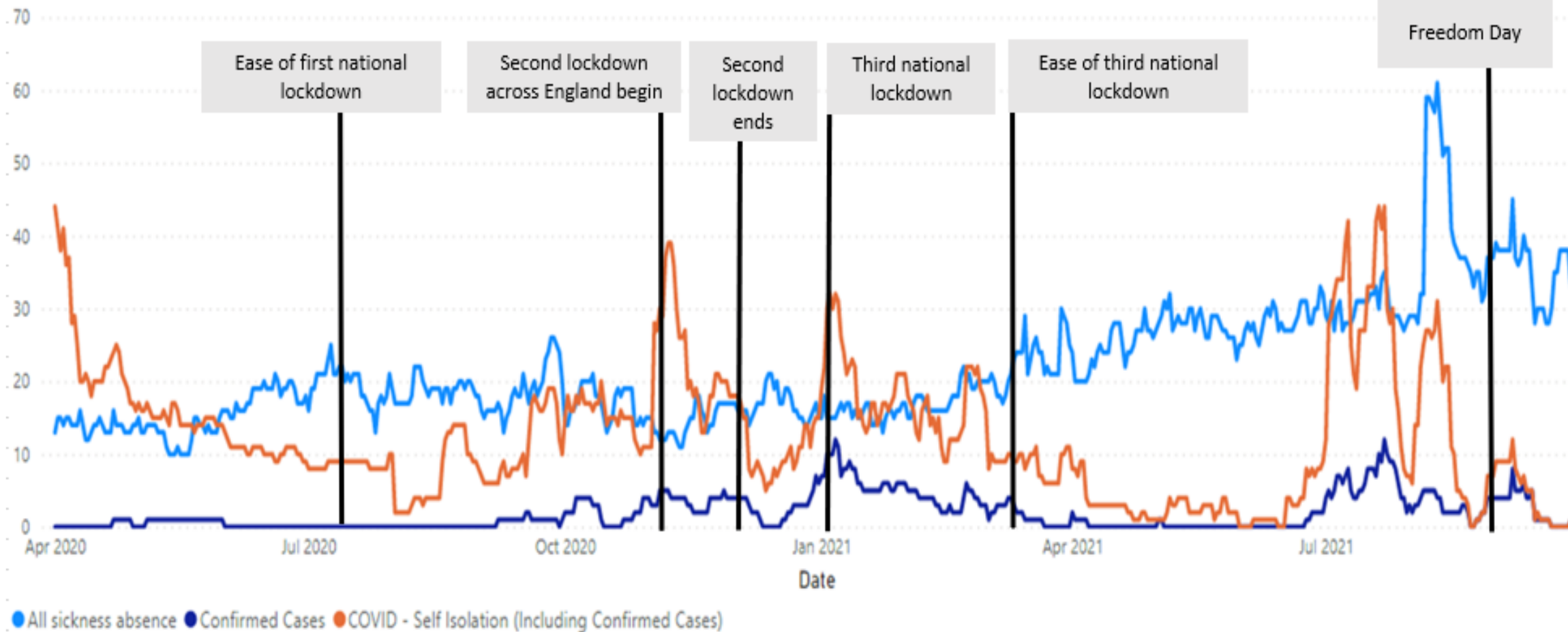
■ Non Residential Premises - (Non Residential)



Absence Levels Overview

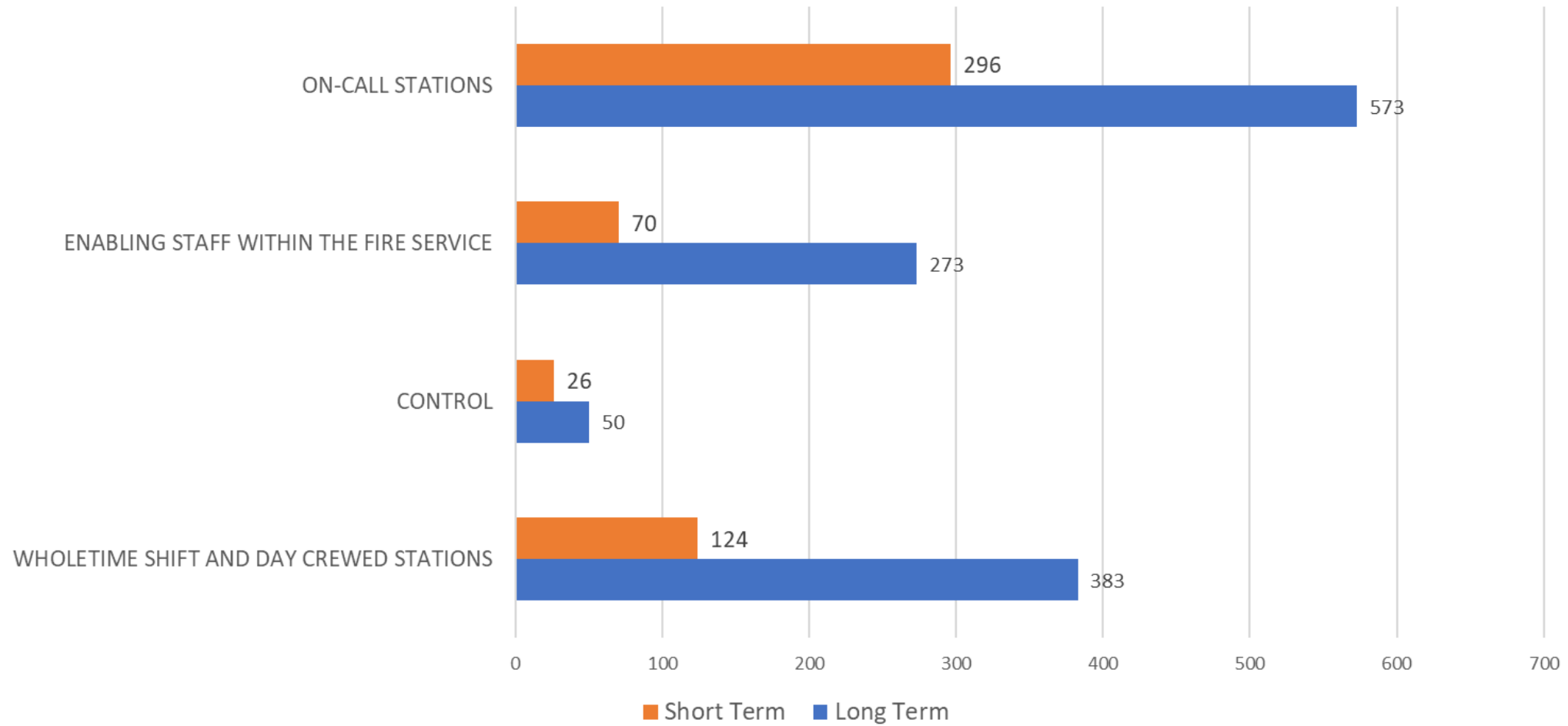
Date Range 1 April 2020 - 30 September 2021

All sickness absence, Confirmed Cases and COVID - Self Isolation (Including Confirmed Cases) by Date





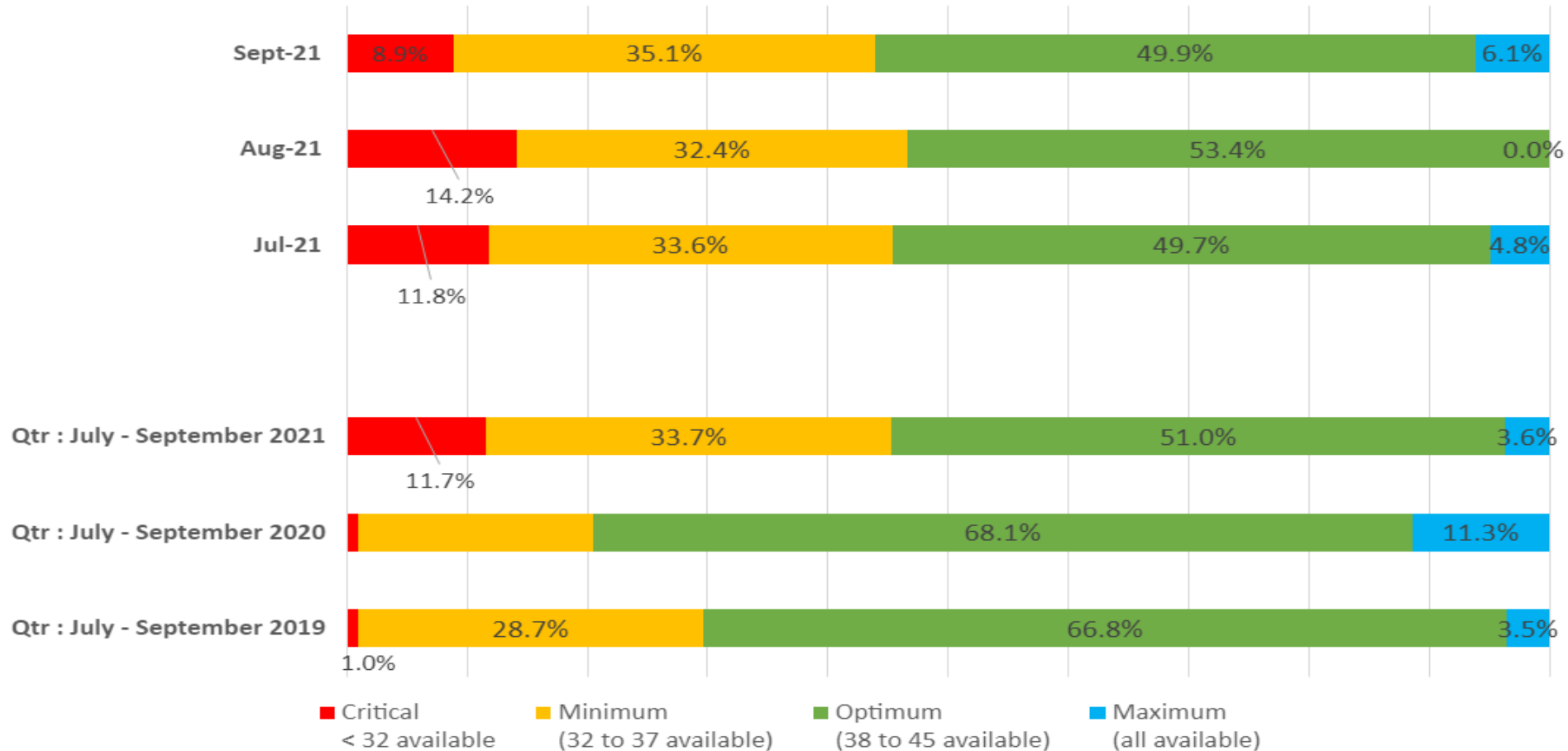
Absence 2021 - July - September





Overall Fire Cover

Overall Fire Cover - Number Of Fire Appliances Available



Overall Fire Engines
 Average Availability

September 2021
84%

August 2021
82%

July 2021
83%

Qtr July –
 September 2021
83%

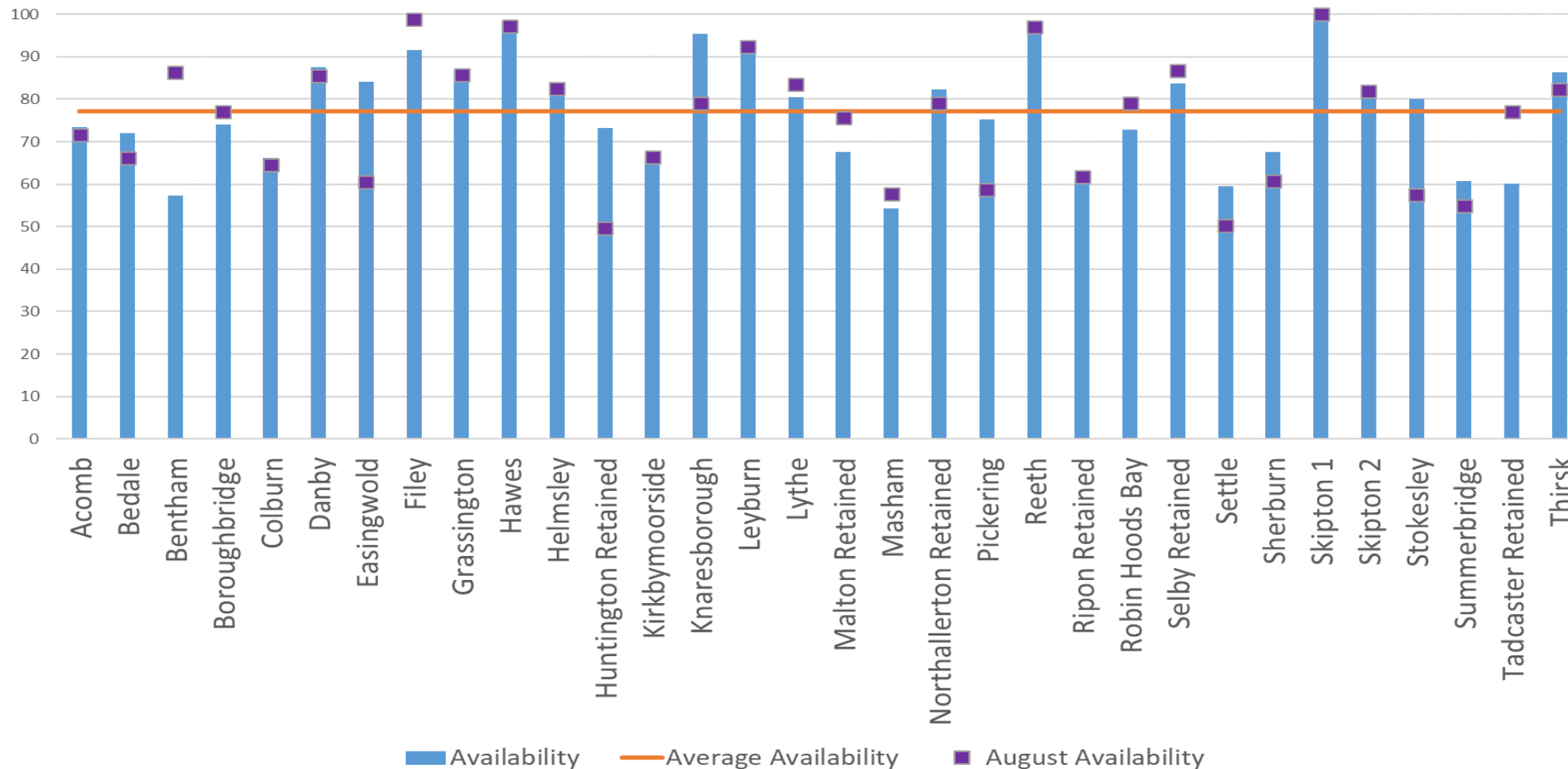
Qtr July –
 September 2020
89%

Qtr July –
 September 2019
86%



Availability Overview of On-call Stations – September 2021

September Availability



On Call Fire Engines
 Average Availability

September 2021

77%

August 2021

75%

July 2021

76%

Qtr July– September 2021

76%

Qtr July– September
 2020

84%

Qtr July– Septembe2019

82%

Data source: Cfrmis
 (Community Fire Risk Management Information System) database
 Time Stamp: 20th October 2021

Protection Activity Completed Jobs

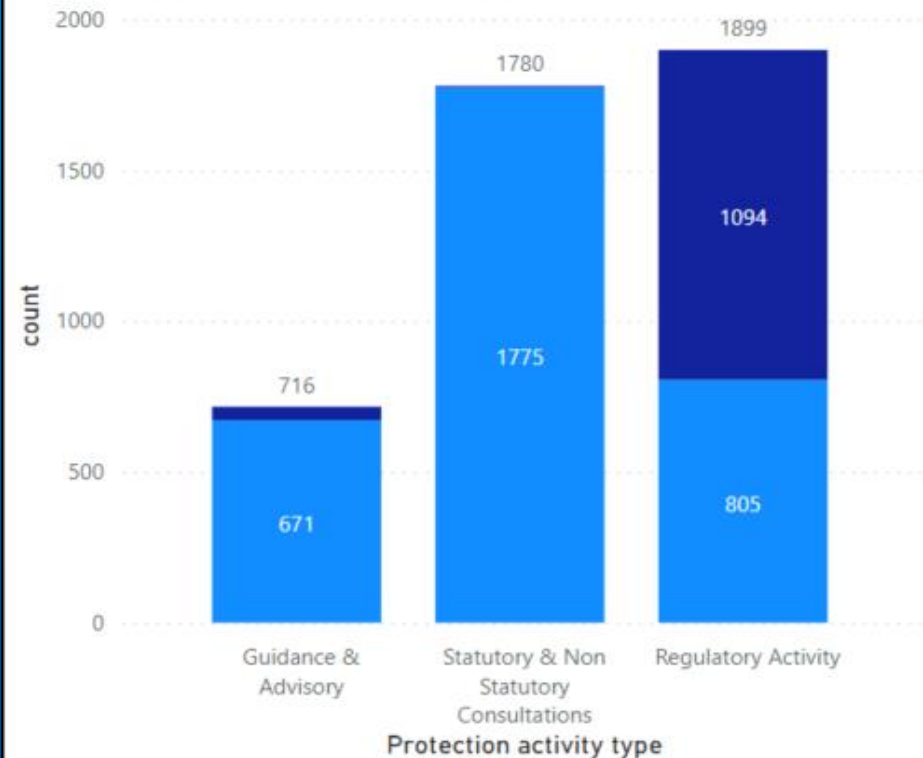


NORTH YORKSHIRE
FIRE & RESCUE SERVICE

Regulatory Activity twelve calendar months					
ProtectionGroup	Craven and Harrogate	Hambleton and Richmondshire	Scarborough and Ryedale	York and Selby	Total
Guidance & Advisory	299	119	190	108	716
Statutory & Non Statutory Consultations	678	80	592	430	1780
Regulatory Activity	485	199	576	639	1899
Total	1462	398	1358	1177	4395

Protection Activity in the last twelve calendar months

Staff Type ● Fire Safety Specialist Officer ● Operational Staff



Protection Activity two calendar months

Staff Type ● Fire Safety Specialist Officer ● Operational Staff



Guidance & Advisory two calendar month

Staff Type ● Fire Safety Specialist Officer ● Operational Staff



Statutory & Non Statutory two calendar months

Staff Type ● Fire Safety Specialist Officer



Regulatory Activity two calendar months

Staff Type ● Fire Safety Specialist Officer ● Operational Staff



Data source: Cfrmis
 (Community Fire Risk Management Information System) database
 Time Stamp: 20th October 2021

Prevention Activity Completed Jobs



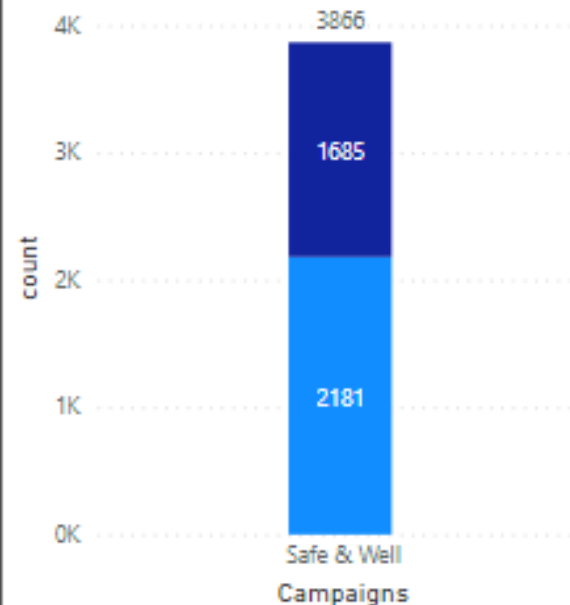
**NORTH YORKSHIRE
FIRE & RESCUE SERVICE**

Prevention Activity in the last twelve months

Campaign group	Craven and Harrogate	Hambleton and Richmondshire	Scarborough and Ryedale	York and Selby	Total
Electrical Safety	10		1	22	33
Home Safety	30	58	121	85	294
Road Safety	106	35	152	33	326
Safe & Well	1184	728	1314	640	3866
Water Safety	39	41	31	113	224
Youth	24	129	41	39	233
Total	1393	991	1660	932	4976

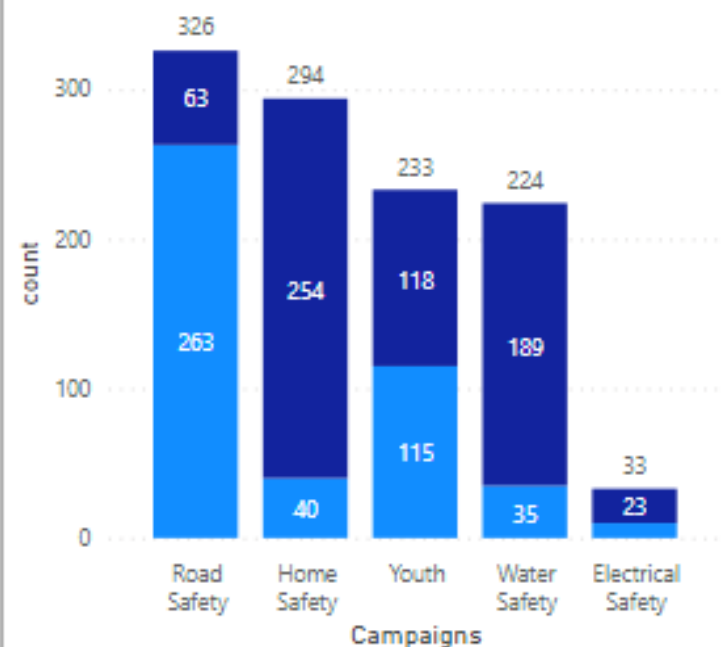
Safe & Well Activity in the last twelve months

Staff Type ● Community Safety Officers ● Operational Stations



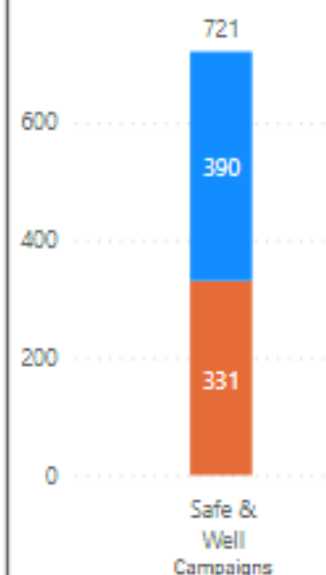
Prevention Activity in the last twelve months

Staff Type ● Community Safety Officers ● Operational Stations



Safe & Well Activity in the last two calendar months

month ● Aug ● Sep



Prevention Activity in the last two calendar months

month ● Aug ● Sep

