

Public Accountability Meeting

Serious Organised Crime

Detective Superintendent Naughton

7th December 2021



SOC - Key Crime Types

- Child Sexual Exploitation / Abuse
- Drug related Crime inc County Lines
- Firearms
- Fraud
- Modern Slavery / Human Trafficking
- Money Laundering
- Organised Acquisitive Crime
- Organised Immigration Crime

OCG definition

Individuals, normally working with others, with the intent and capability to commit serious crime on a continuing basis, which includes elements of planning, control, coordination, structure and group decision-making.

NCA – OCG Definitions & Standards Guidance – April 2021

Current OCG picture

- 23 scored and mapped OCGs
- 21 are drugs or County Lines focused, one relates to Fraud and one to burglary.
- Six are managed by specialist departments
- Eight managed by County Command
- Five by Coast Command
- Four by City Command

Performance Data

- All disruption activities undertaken against OCGs are recorded and monitored regionally and nationally.
- Disruptions fall under the four P headings:
 - **PURSUE**: Prosecuting and disrupting serious and organised crime
 - **PREVENT**: Preventing people from engaging in serious and organised crime
 - **PROTECT**: Increasing protection against serious and organised crime
 - **PREPARE**: Reducing the impact of serious and organised crime
- Moderating panels are held within NYP to ensure a robust process, avoid subjectivity and provide consistency of assessment.
- Disruptions are classified as Major, Moderate or Minor depending on the impact on the ability of the OCGs to continue its criminality.

Major - Op Network - Drug Dealing Telecommunications Restriction Order (DDTRO)

National / Regional /Local trends

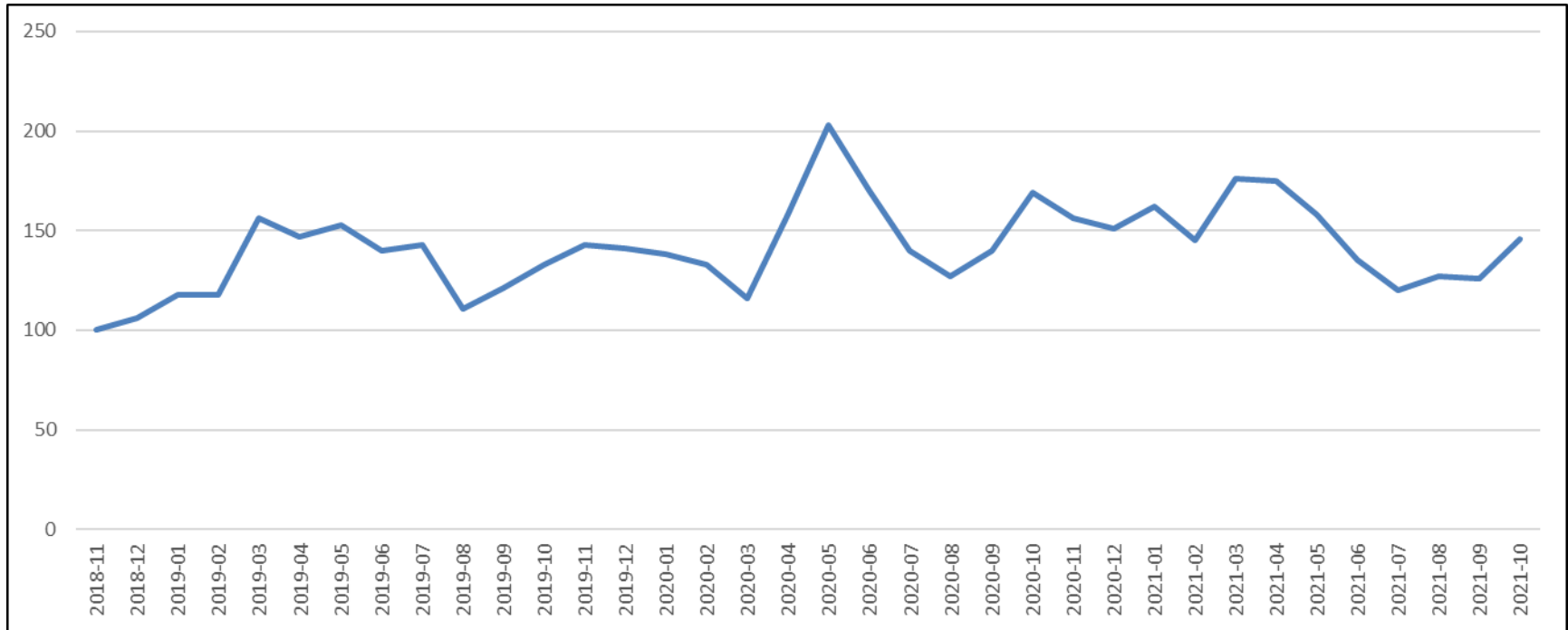
Drugs

- The focus of much of the activity against SOC relates to drugs
- This includes:
 - Proactive activity at Force and Command level against identified OCGs relating to drug trafficking – primarily Cocaine in NYP
 - Prevention activity / advice in association with schools in relation to children abusing drugs
 - Activity with partner agencies to safeguard vulnerable users and address underlying issues
- Little change year on year over the last three years, little long term impact from COVID on drug arrests, following initial spike. Drug offences tend to be linked to levels of proactivity.
- Cannabis is the most prevalent drug, followed by Cocaine, Heroin then Amphetamine.
- Over the last two years drugs deaths linked to Cocaine have been similar in number to those linked to Heroin.
- County Lines activity has a notable impact on the NYP drug market.

National / Regional / Local trends

Drugs

Drug Offences Crimes recorded between 01st November 2018 – 31st October 2021



2018-11	2018-12	2019-01	2019-02	2019-03	2019-04	2019-05	2019-06	2019-07	2019-08	2019-09	2019-10	2019-11	2019-12	2020-01	2020-02	2020-03	2020-04	2020-05	2020-06	2020-07	2020-08	2020-09	2020-10	2020-11	2020-12	2021-01	2021-02	2021-03	2021-04	2021-05	2021-06	2021-07	2021-08	2021-09	2021-10
100	106	118	118	156	147	153	140	143	111	121	133	143	141	138	133	116	158	203	170	140	127	140	169	156	151	162	145	176	175	158	135	120	127	126	146

National / Regional /Local trends

Firearms

National picture

- Firearms discharges against property remain the predominant type.
- Discharges against individuals and property have returned to the pre-pandemic baseline.
- Firearms thefts remain lower than before the pandemic, levels of recovered firearms are stable. Recent recoveries of converted firearms and modified ammunition show continue diversification of firearms supply.
- Nationally and within the region there is an increase in the availability and use of converted blank firing handguns which are fitted with a replacement barrel.
- Project Seagency has been set up by the NCA to address this issue.
- NYP have received 10 packages from the NCA, all of which are low risk.

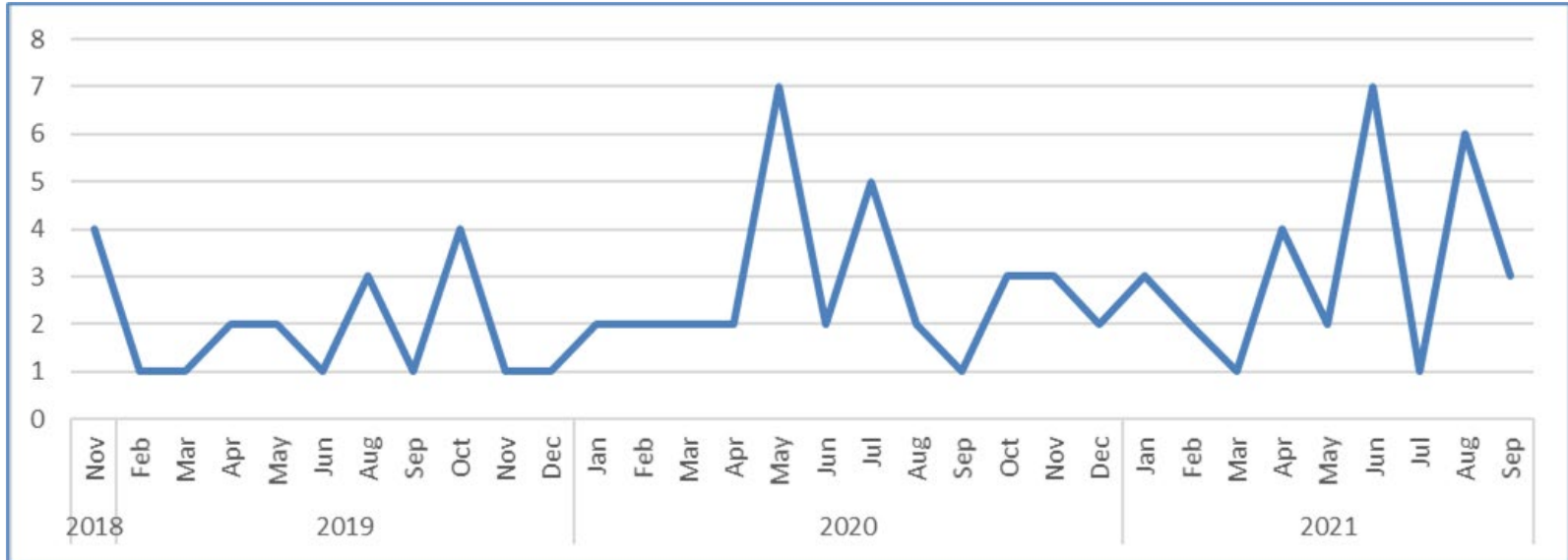
NYP picture

- Crimes that involve the use of a firearm are usually referring to BB / Air guns and are most closely linked to youth offenders.
- Most offences relate to possession of firearms in a public place, without licence or with intent to cause fear, rather than discharges.
- Where discharges do occur, the majority are aimed at property rather than people.

National / Regional / Local trends

Firearms

Crimes recorded between 01st November 2018 – 31st October 2021 linked to firearms



2018-11	2019-02	2019-03	2019-04	2019-05	2019-06	2019-08	2019-09	2019-10	2019-11	2019-12	2020-01	2020-02	2020-03	2020-04	2020-05	2020-06	2020-07	2020-08	2020-09	2020-10	2020-11	2020-12	2021-01	2021-02	2021-03	2021-04	2021-05	2021-06	2021-07	2021-08	2021-09
4	1	1	2	2	1	3	1	4	1	1	2	2	2	2	7	2	5	2	1	3	3	2	3	2	1	4	2	7	1	6	3

Organised Acquisitive Crime

National / regional picture

- Volumes remain lower than pre-pandemic levels, but have started to increase, and are predicted to increase over the next three months due to darker nights.
- Offences committed by foreign nationals are predicted to increase as travel restrictions ease.
- Regionally there have been recent increases in organised thefts of catalytic converters, thefts of transit vans, thefts of landrover/range rovers.
- There has been a reduction in ATM thefts and Cash & Valuables in Transit (CViT) offences.

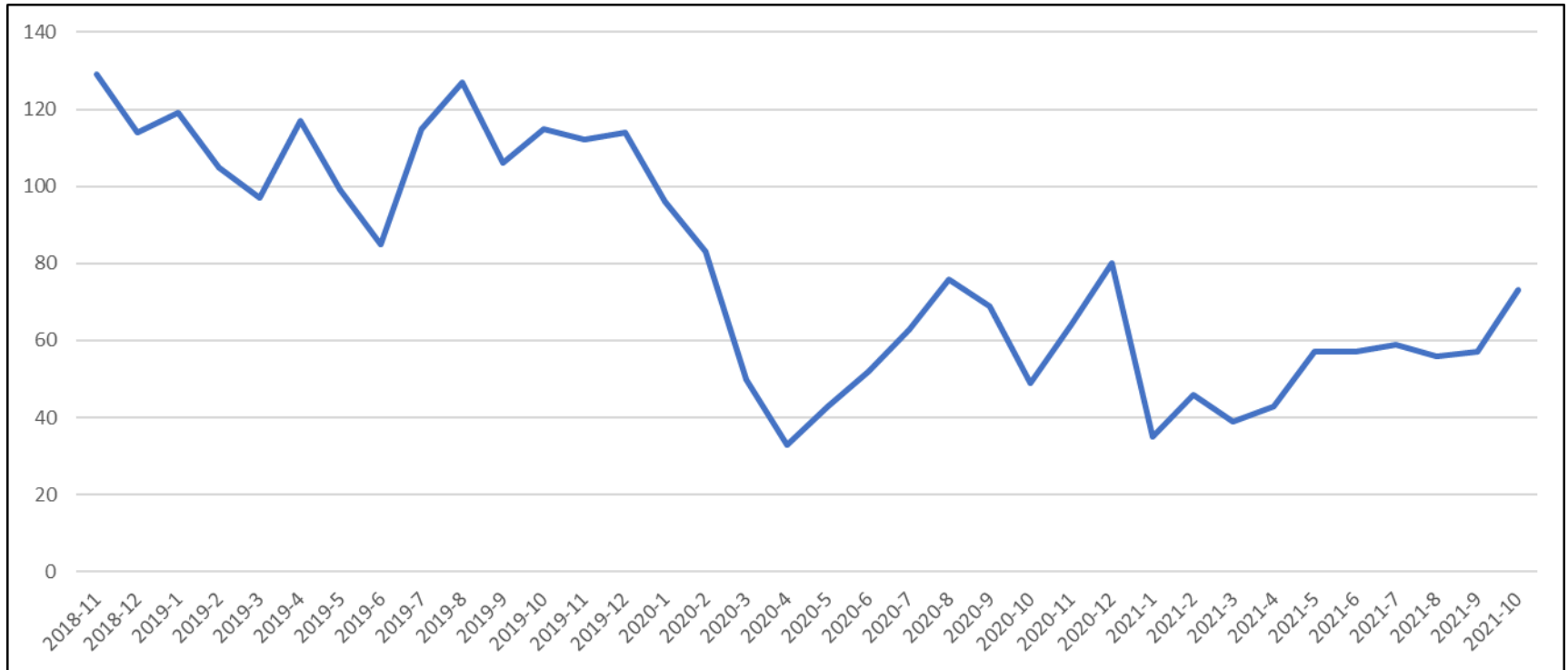
NYP picture

- Earlier in the year NYP saw increases in catalytic converter thefts, landrover thefts and thefts from construction sites. Arrests have been made in relation to these series.
- Burglary dwelling offences have reduced since restrictions commenced in March 2020 – levels remain lower than pre-pandemic levels, due in part to premises being occupied throughout the day.

National / Regional / Local trends

Burglary

Burglary Dwellings recorded between 01st November 2018 – 31st October 2021



2018-11	2018-12	2019-1	2019-2	2019-3	2019-4	2019-5	2019-6	2019-7	2019-8	2019-9	2019-10	2019-11	2019-12	2020-1	2020-2	2020-3	2020-4	2020-5	2020-6	2020-7	2020-8	2020-9	2020-10	2020-11	2020-12	2021-1	2021-2	2021-3	2021-4	2021-5	2021-6	2021-7	2021-8	2021-9	2021-10
129	114	119	105	97	117	99	85	115	127	106	115	112	114	96	83	50	33	43	52	63	76	69	49	64	80	35	46	39	43	57	57	59	56	57	73

National / Regional /Local trends

Modern Slavery & Human Trafficking

National /regional picture

- Demand across marketplaces impacted by MSHT (nail bars, car washes, restaurants etc) remain at pre-pandemic levels.
- Labour exploitation and criminal exploitation in the drugs market is likely to increase.

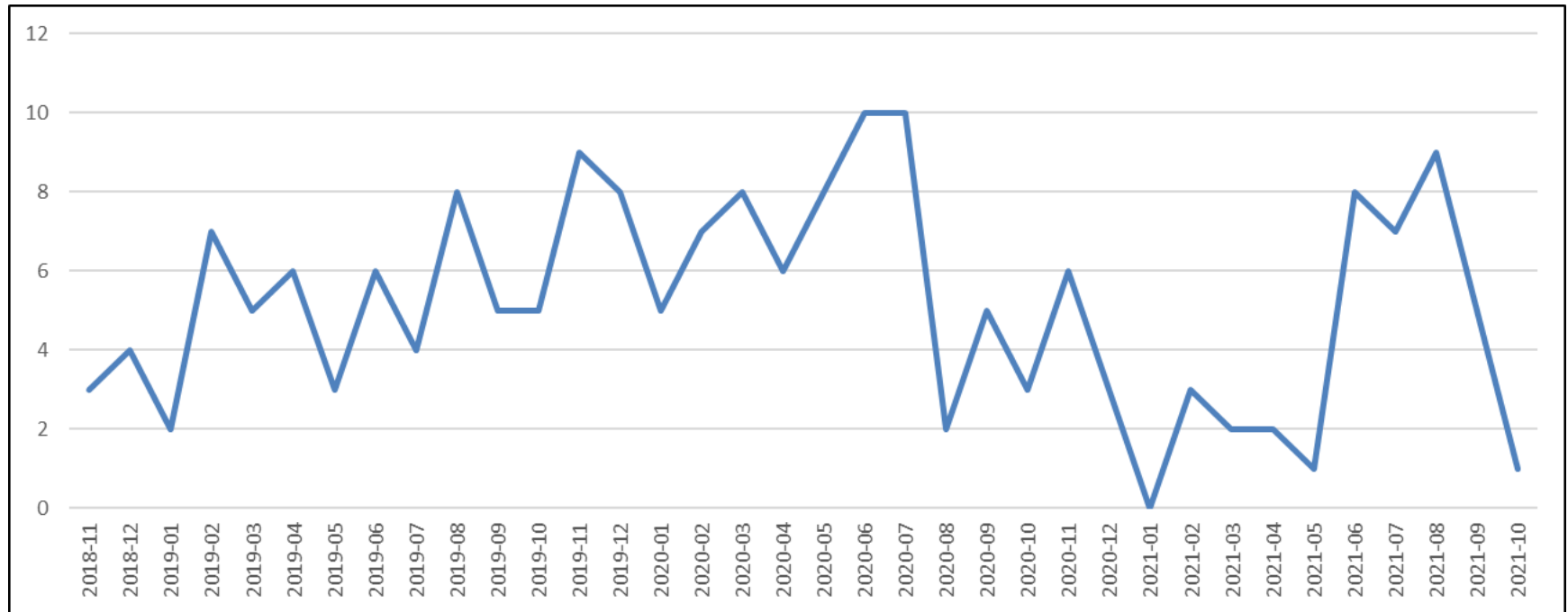
NYP picture

- Crime levels in 2019 and 2020 remained low and relatively stable. Scarborough, York and Harrogate have recorded the highest number of crimes.
- The most common type of exploitation was requiring a person to perform forced or compulsory labour. The majority of these offences relate to drug dealing.
- As restrictions ease intelligence concerning MSHT within the sex work industry and restaurant trade is increasing to pre-pandemic levels.

National / Regional / Local trends

Modern Slavery & Human Trafficking

All Modern Slavery Crimes recorded between 01st November 2018 – 31st October 2021



2018-11	2018-12	2019-01	2019-02	2019-03	2019-04	2019-05	2019-06	2019-07	2019-08	2019-09	2019-10	2019-11	2019-12	2020-01	2020-02	2020-03	2020-04	2020-05	2020-06	2020-07	2020-08	2020-09	2020-10	2020-11	2020-12	2021-01	2021-02	2021-03	2021-04	2021-05	2021-06	2021-07	2021-08	2021-09	2021-10
3	4	2	7	5	6	3	6	4	8	5	5	9	8	5	7	8	6	8	10	10	2	5	3	6	3	0	3	2	2	1	8	7	9	5	1

National / Regional /Local trends

Fraud

National / regional picture

- Romance and investment fraud reporting levels remain consistently high
- Offenders have exploited the move to online activity caused by the pandemic
- The return to normal economic activity following the pandemic is highly likely to re-attract offenders to seasonal and other lucrative frauds
- Lottery scams, online shopping and auction frauds, bogus tradespeople and money mules have been identified as areas of concern across the region

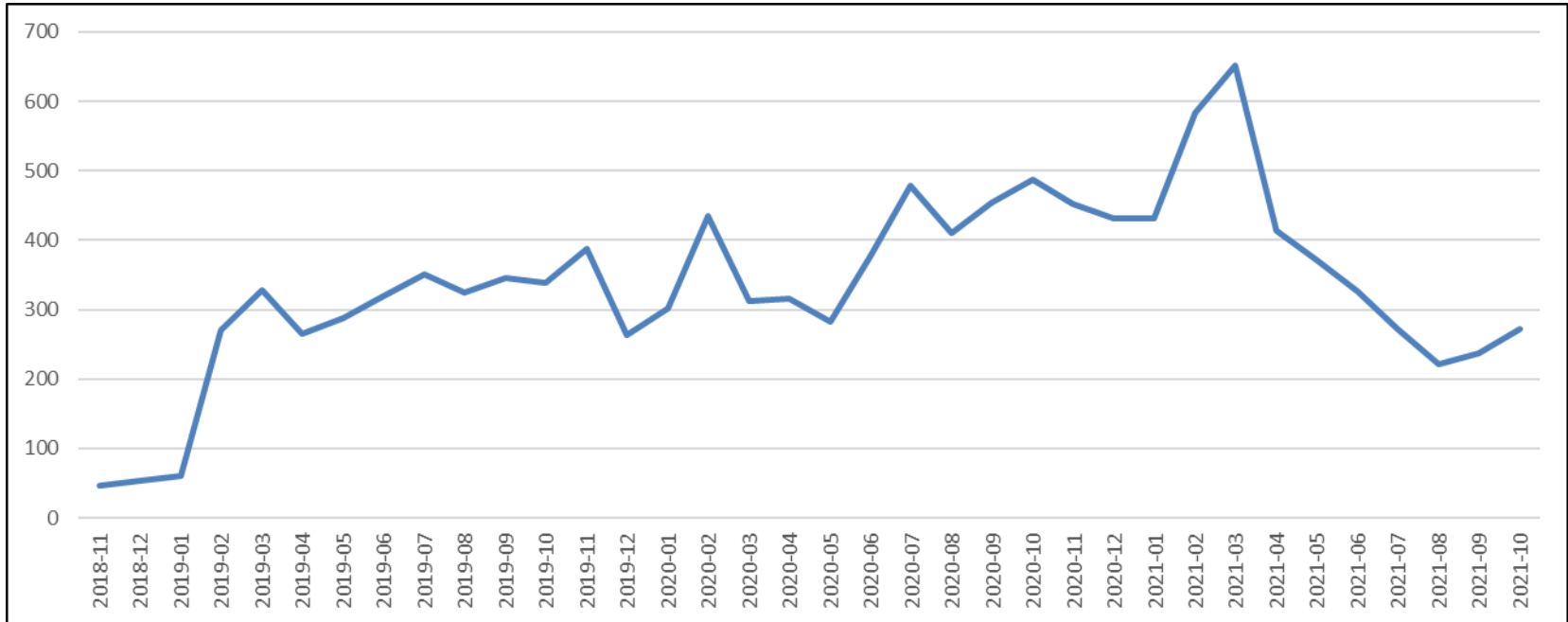
NYP Fraud picture

- Total loss 2021 (Jan-Oct) - £17.1million
- Reported fraud increased Jul 20 – Mar 21 but has now returned to expected levels
- Aug-Oct shows a 31% decrease in reported fraud compared to same period last year
- Authorised Push Payment, Courier & Investment fraud (Crypto) are of concern.
- Card not present frauds are of concern

National / Regional / Local trends

Fraud

All Fraud Crimes recorded between 01st November 2018 – 31st October 2021



2018-11	2018-12	2019-01	2019-02	2019-03	2019-04	2019-05	2019-06	2019-07	2019-08	2019-09	2019-10	2019-11	2019-12	2020-01	2020-02	2020-03	2020-04	2020-05	2020-06	2020-07	2020-08	2020-09	2020-10	2020-11	2020-12	2021-01	2021-02	2021-03	2021-04	2021-05	2021-06	2021-07	2021-08	2021-09	2021-10
47	53	61	271	328	265	288	320	350	324	345	338	387	264	301	435	313	315	283	377	479	410	454	488	453	432	431	583	652	413	372	327	272	222	237	273

National / Regional /Local trends

Extensive safeguarding activity in relation to fraud prevention takes place in NYP and is driven by the Financial Abuse Safeguarding Officer (FASO). This includes:

- Ask the Experts
- Facebook live events
- Action Fraud victim evenings
- Newsletters
- Social media and Community messaging
- Community Presentations (U3A, W.I., Round table, Rotary and numerous other community forums)
- Partnership events

In September 2021 the FASO delivered the first national FAO conference at Aviva Offices in York, which was a networking and training event for safeguarding officers nationally.

National Trading Standards have worked with NYP and Lincolnshire Police to develop a multi-agency toolkit to tackle fraud in partnership which was launched at the conference.

National / Regional /Local trends

Safeguarding is also undertaken with victims of fraud, including

- Face to face visits
- Telephone contact
- Safer Neighbourhood Teams
- Supporting Victims
- Banking Protocol
- Cyber Volunteers
- Truecall devices

This past year advice from FASO to victims has helped recover £1.16 million from banks on behalf of victims of fraud.

Training of officers and awareness raising is key to tackling fraud. Regular training is given by the FASO to front line staff in response and neighbourhoods as well as front desk and control room staff.

County Lines

NPCC definition of a County Line

“A term used to describe gangs and organised criminal networks involved in exporting illegal drugs into one or more importing areas [within the UK], using dedicated mobile phone lines or other form of “deal line”. They are likely to exploit children and vulnerable adults to move [and store] the drugs and money and they will often use coercion, intimidation, violence (including sexual violence) and weapons.”

Cuckooing

The term cuckooing is used to describe a County Line taking over a vulnerable persons address in order to deal drugs from. The same victims and premises are often repeatedly targeted by different lines over time. Proactive teams alongside partner agencies make safeguarding visits to these victims, providing advice and carrying out safeguarding activity.

NYP work closely with partner agencies to exchange information in relation to cuckooing locations, ensuring that safeguarding is co-ordinated across all partners.

National / Regional /Local trends

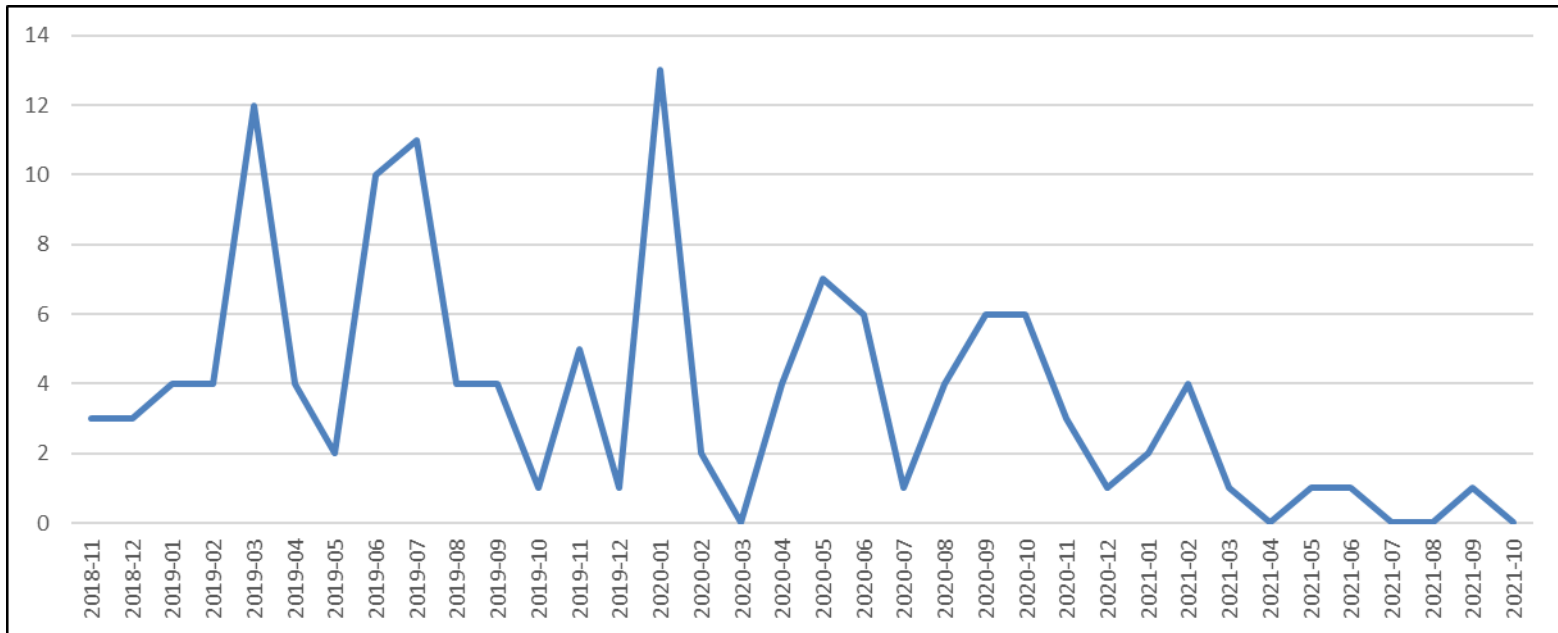
County Lines

- NYP are an importer Force. County Lines impacting on North Yorkshire primarily originate from Merseyside, GMP, South Yorkshire, MPS and West Yorkshire
- NYP have been successful in obtaining national funding and also funding from the impacting Forces
- Cuckooing of vulnerable victims is particularly prevalent within NYP.
- In 2020 we identified 36 named County Lines, using 94 different numbers, three of which are still active
- Some of the lines remained active and only changed their numbers, but most have been successfully disrupted
- So far in 2021 we have identified 20 different lines, using 22 numbers. Ten lines are currently active
- Some of these lines have been active for some time, making them difficult to disrupt but the majority are new lines

National / Regional /Local trends

County Lines

Drug Offences Crimes recorded between 01st November 2018 – 31st October 2021 which have a CL local qualifier



2018-11	2018-12	2019-01	2019-02	2019-03	2019-04	2019-05	2019-06	2019-07	2019-08	2019-09	2019-10	2019-11	2019-12	2020-01	2020-02	2020-03	2020-04	2020-05	2020-06	2020-07	2020-08	2020-09	2020-10	2020-11	2020-12	2021-01	2021-02	2021-03	2021-04	2021-05	2021-06	2021-07	2021-08	2021-09	2021-10
3	3	4	4	12	4	2	10	11	4	4	1	5	1	13	2	0	4	7	6	1	4	6	6	3	1	2	4	1	0	1	1	0	0	1	0

Capacity & Capability

- Technology – Op Venetic
- Organised Crime Unit
- Expedite teams
- Neighbourhoods

Case Study – Op Cell

- January 2020 - Identification of Avon line, being run by a violent drug trafficking gang from London
- NYP quickly identified a dealer and dealing location
- Further offenders from the gang identified - renting premises within York for the line to deal from
- Investigative work and ANPR analysis lead to an early arrest and seizure of the line
- Quickly followed by arrests in Scarborough for drug offences, phone seizure identified a new number for the line
- Ongoing investigations identified that the line was still active in York, further expeditious arrests and phones seized including second Avon line
- Third Avon line number identified, showing the line was active again in York
- Investigations identified two further males from London linked to the line -they were quickly arrested and a third line seized in February 2020
- Fast paced investigation - less than six weeks from identification of their presence in NYP, to three sets of arrests and remands
- Four members of a violent drug trafficking OCG from London received sentences of between 4 to 6 years for drug offences

Case Study – Op Glass

- In 2020 a series of ATM theft offences occurred across the Y&TH Region, Derbyshire, Leicestershire and Nottinghamshire area
- The gas blowout method in which gas is pumped into the front of an ATM causing a spark which ignites the gas and causes an explosion which allows access to the cash cassettes
- Inquiries identified an OCG from the Region. NYP OCU investigated the series
- NYP utilised tactics to identify routes and locate suspect vehicle. Vehicle identified on cloned plates A64e towards York. (10/03/2020)
- Vehicle although travelling in excess of 130mph was vacated and occupants detained after found hiding in a tree
- Three males were charged with a conspiracy to commit explosions and burglaries. The Principal Member was sentenced to 11 years in prison, with the second male being sentenced to 8.5 years
- A Serious Crime Prevention Order has been applied for
- Following the NYP Investigation ATM attacks have decreased significantly across the Y&TH Region

Project Alliance

SOC Board – 22 SOC prevention intervention activities are currently ongoing across Project Alliance partner agencies. Tom Thorp chairs a prevention sub group.

Disruption Panel – Monthly meeting, intelligence requirements on current OCGs are disseminated to partners to encourage information sharing

Local Tasking – via SOC Board and disruption panels

Other agencies – Community Safety departments, local councils, Home Office, GAIN, NYFRS, Trading Standards, Housing, Immigration dept, North Yorkshire Safeguarding Childrens partnership, Crimestoppers, YAS, Probation, NHS, OPFCC

Prevention Opportunities

Op Choice

A process designed for referring C&YP in North Yorkshire, who are found in possession of drugs: into a course of police led educational sessions. further consideration to refer into drug service providers and commissioned diversion services.

...emphasise education and harm reduction - providing a platform to prevent the criminalisation of young people, keeping them safe and prompting a culture change around using drugs...

Prevention Opportunities

Op Divan

The intervention, uses intelligence and incident management to identify C&YP, under 18 who are suspected and known to carry knives or other weapons.

The aim of the intervention is to educate young people at the earliest opportunity to reduce weapon carrying, raise awareness of risks and consequences, and to provide support to safeguard young people and reduce their likelihood of offending.

Prevention Opportunities

Stepping Up Project

Using the power of sport to engage with children 8 to 14 years, who have been identified at risk of permanent exclusion from school or entry into the criminal justice system

- delivered by North Yorkshire Sport
- funded by POCA fund

Prevention Opportunities

County Lines training in schools



Christine Gabbitas – No More Knives and County Lines

Questions ?