

Corporate Performance & Scrutiny Group





Meeting: 14th May 2014

Reporting Period: 1st Apr 14 → 30th Apr 14

NB: Statistics remain provisional and subject to change

BE SAFE
FEEL SAFE





INTRODUCTION



Reporting Period: 01/04/2014 → 30/04/2014

Contents:

- The Results: Current Performance levels
 1. Headline overview statistics
 2. Crimes & ASB statistics (including stats by District council area)
 3. Crimes resolved & outcomes at court
 4. Road Traffic Collision casualties
- The Money: Finance/budget information
- The People: HR/headcount information

Recommendations:

- The Group notes the contents and current position

Actions arising from this meeting in response to scrutiny:

- To report on operationally deployable front line officers to establish impact of absence and restrictions on productivity and operational readiness
- Performance in Scarborough and York areas to be reviewed by way of an additional performance seminar in each command in the coming month

Glossary of Terms


- Please see Appendix A

Time Periods

- Unless indicated otherwise statistics are presented by financial year (April to March)
- Please note because of internal reporting timescales the Finance and HR data have a one month lag.

Performance Monitoring/Management and Operational Priorities

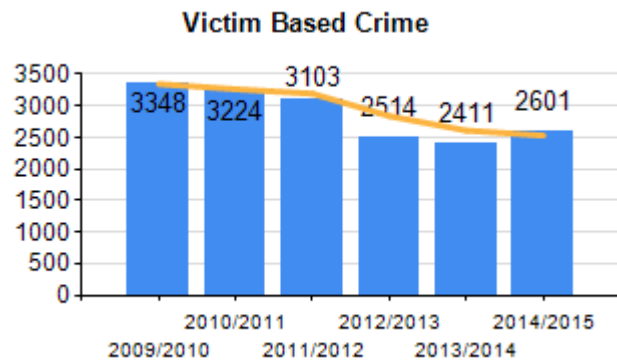
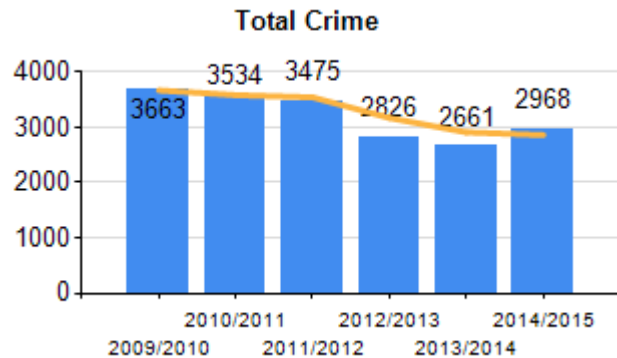
- At a strategic level this meeting (The Corporate Performance & Scrutiny Group) and Executive Board consider performance in the broader context of financial and people data and consider progress against the delivery of the Police and Crime Plan
- At a tactical level the force is piloting a single monthly meeting which now amalgamates the Performance Steering Group and the Tactical Tasking and Co-ordination Group.
- At a local level the Safer neighbourhood Command Tactical Tasking and Co-ordination Group prioritises the proposed tactical activity ensuring that it is aligned to the Control Strategy.



Crime Trends:



Long term trends in Total crime and Victim Based crime based on the month of April only for the last 6 financial years



- **The purpose of this slide is just to put some additional context on the crime statistics.**
- Firstly it is important to note that our 'performance year' runs 1st April to 31st March and therefore this pack considers only One month of data. As such the % change can appear large, as we progress through the year and more crime is recorded this % change will reduce. Put another way the crime 'rise' reported on last year is 316 crimes which equates to an increase of 12% on last year (from 2661 to 2977), however over a 12 month period this 316 equates to just 0.9%
- Secondly, (as the graphics on the left illustrate) the long term trend in crime is down. This trend is not perfectly linear and there will always be some fluctuations around this trend line. **Statistical modelling suggests crime and ASB levels in April were normal.**
- Thirdly, we are reminded that significant snow remained on the ground at that time which may have helped to suppress offending, and therefore comparisons against April 2012 maybe more appropriate.
- Fourthly, in terms of rise in total crime on last year approx 1/3 of the increase relates to "Crimes v Society" which is as much a measure of police activity / proactivity.

NOT PROTECTIVELY MARKED

EXECUTIVE SUMMARY

	Total Crimes Recorded	Total Victim Based Crime	ASB Incidents Recorded	Killed / Serious Injured casualties	% of victims satisfied with overall service	Number of (complaint) cases recorded	% public believe NYP/ councils are dealing with crime	% public who have confidence in NYP	Total working days lost to sickness per FTE
This Year	2,977	2,609	2,480	99	88.3%	47	65.4%	76.8%	0.6
v 13/14	11.9%	8.2%	6.5%	10.0%	1.6%	-4.1%	0.0%	-3.7%	-13.5%
v 12/13	5.1%	3.8%	-7.7%	-17.8%	3.2%	4.4%	3.9%	2.2%	-16.9%
Latest Month vs Linear Average	◆	◆	◆	◆	◆	◆	◆	◆	◆

Sig Increase

Above Avg

Average

Below Avg

Sig Decrease

- Considering the caveats noted on Page three around interpretation of the crime statistics there has been more crime recorded in April than the previous two Aprils, and a rise in ASB on last year. It must be stressed that volumes of crime and ASB recorded were within the normal range and whilst there are some challenges, especially around volume crime, long term both crime and ASB are down.
- There have been a number of positives in-terms of crime levels to report:
 - Burglary Dwelling and Rural Acquisitive Crime are down long term, as is Criminal Damage and Vehicle Crime
 - Sexual offences reported to the police continues to rise
- There have been a number of challenges though these remain around volume crime
 - Notably there has been a rise in theft from supermarkets (security policy and 'shop design' are dictated nationally and harder to influence locally).
 - The rise in Violence links to "non injury" offences, particularly harassment.
- Provisional figures for January to March 2014 show KSIs to be slightly up on the same period in 2013.
 - Driver/Rider error and inappropriate/excess speed remain common causation factors
- Almost 9 out of 10 victims of burglary, violent or vehicle crime are satisfied with service received
- The long term picture is an upward trend in complaint cases – likely to be driven by the greater accessibility to raise a complaint. The 'upheld' rate remains low.
- Confidence in police/partner working remains high and remains well above National and MSF averages
- Confidence in NYP has fallen 4% from its peak level 12 months ago to be more inline with National and MSF average. This is one of several survey measures which generally show improving trends. Indeed the % of public who thinks NYP do a Good / Excellent job has risen by 4%
- Overall Sickness (days lost per FTE) is down, particularly for Police Officers. Over the last 3 months an estimated 0.5 officer days per FTE was spent at work than the same period 12 months ago,

CRIMES BY TYPE & ASB IN 2014/15 (APRIL) v SAME PERIOD IN THE PREVIOUS TWO YEARS

	April →			2014/15 vs Historical Years			
	Crimes in 12/13	Crimes in 13/14	Crimes in 14/15	vs 13/14	%	vs 12/13	%
Burglary Dwelling	132	134	132	-2	-1%	0	0%
Burglary Non Dwelling	213	222	244	22	10%	31	15%
Robbery	9	12	8	-4	-33%	-1	-11%
Sexual Offences	36	43	74	31	72%	38	106%
Violence Against The Person	481	476	548	72	15%	67	14%
Arson & Criminal Damage	510	460	453	-7	-2%	-57	-11%
Theft: All Other Theft	458	457	447	-10	-2%	-11	-2%
Theft: Bicycle Theft	76	83	125	42	51%	49	64%
Theft: Shoplifting	310	306	337	31	10%	27	9%
Theft: Theft From Person	40	32	44	12	38%	4	10%
Vehicle Offences	249	186	197	11	6%	-52	-21%
Total Victim Based Crimes	2514	2411	2609	198	8%	95	4%

Total ASB incidents	2729	2384	2590	206	8.6%	-139	-5.1%
Victim Based Crime + ASB	5243	4795	5199	404	8.4%	-44	-0.8%

Drug Offences	162	131	200	69	53%	38	23%
Misc Crimes Against Society	45	30	42	12	40%	-3	-7%
Possession Of Weapons	14	13	27	14	108%	13	93%
Public Order Offences	91	76	99	23	30%	8	9%
Total Crimes v Society	312	250	368	118	47%	56	18%
Overall No of Crime	2826	2661	2977	316	12%	151	5%

- NYP has seen a rise in crime on April in the previous two years, however this must be seen in context noted on slide three:
 - In addition of the rise more than 30 additional Sexual Offences have been recorded which we would assess as being positive.
 - The rise in Violence relates to "non injury" offences such as harassment. It is volume crime (particularly Theft) where there is pressure which is expected to continue
- Of the above: For Those offences which have increased Threat Risk Harm:
 - Long Term (over at least two years): Rise in Sexual Offences (national trend & high number of historical offences), Fall in Burglary Dwelling
 - Developing Trend (over last 12 months): Increase in Harassment
 - Short-term Exceptions (over the last 3 months): Burglary Dwelling in Hamb/Rich and Scar/Ryed commands
- Those offences which are 'Volume'
 - Long Term: Rises in Shoplifting (national trend) and Violence Without Injury (common assault & harassment). Falls in Rural Acquisitive Crime, Vehicle Crime and Criminal Damage.
 - Developing Trend: Bike Theft
 - There are No Short-term Exceptions that do not form part of established trends other than the expected Seasonal rise in ASB.
- NYP current operational priorities: Op HAWK (Rural & Cross Border crime), Op HAVEN (Burglary), Op CONCEAL (Child Sexual Exploitation). Localised plans are in place to deal with issues or compliment forcewide plans.

VICTIM BASED CRIME RECORDED BY DISTRICT 2013/14 v SAME PERIOD IN THE PREVIOUS TWO YEARS

NO OF CRIMES:	2014/15
RICHMONDSHIRE	135
CHANGE v 13/14	19% (22)
CHANGE v 12/13	42% (40)

NO OF CRIMES:	2014/15
HAMBLETON	186
CHANGE v 13/14	-5% (-10)
CHANGE v 12/13	-11% (-22)

NO OF CRIMES:	2014/15
RYEDALE	97
CHANGE v 13/14	-1% (-1)
CHANGE v 12/13	-12% (-13)

NO OF CRIMES:	2014/15
CRAVEN	141
CHANGE v 13/14	14% (17)
CHANGE v 12/13	-6% (-9)

NO OF CRIMES:	2014/15
HARROGATE	406
CHANGE v 13/14	-17% (-84)
CHANGE v 12/13	0% (2)

NO OF CRIMES:	2014/15
SCARBOROUGH	546
CHANGE v 13/14	28% (120)
CHANGE v 12/13	30% (126)

NO OF CRIMES:	2014/15
YORK	816
CHANGE v 13/14	8% (61)
CHANGE v 12/13	-11% (-100)

NO OF CRIMES:	2014/15
SELBY	265
CHANGE v 13/14	28% (58)
CHANGE v 12/13	27% (56)

•It is difficult to compare performance for a single month and trends continue from previous reports

•**RICHMONDSHIRE** had a spate of burglaries and a number of arrests made of nominals from outside the force area. The focus continues on cross border crime, patrol strategies remain in place and use of joint patrols with rural watches

•**SCARBOROUGH** recent increases in burglary dwelling (most being sneak in's at insecure properties), burglary non dwelling (impact of one overnight series at Allotments in Whitby) cycle theft and shoplifting. A number of arrests have been made and investigations continue.

•The pinch points for **YORK** are in the city centre & Guildhall ward with rises in theft from person, cycle crime, shoplifting and crimes associated with the night time economy. Plans are in place along with the establishment of a dedicated city centre policing team. Op ERASE tackles the ASB & alcohol related issues that result from those using attending York on a Saturday afternoon to drink to excess. Op SPOKE is designed to tackle cycle crime with preventative work around the Tour de France with partners. Operation DIP is focussed on retail crime and theft from person.

•In **SELBY** the main rises are in Non Dwelling Burglary and Other Theft which is skewed by 10 thefts from tents at a campsite South Milford, and 6 thefts from changing rooms at a sports club. Op FEROCITY is in place to compliment Op HAWK

The above is a presentation of year on year statistics. For latest local data displayed on a map for your area go to www.police.uk and enter your postcode

ANTI-SOCIAL BEHAVIOUR BY DISTRICT 2014/15 v SAME PERIOD IN THE PREVIOUS TWO YEARS

NO OF ASB:	2014/15
RICHMONDSHIRE	88
CHANGE v 13/14	-24% (-28)
CHANGE v 12/13	-39% (-56)

NO OF ASB:	2014/15
HAMBLETON	188
CHANGE v 13/14	-6% (-12)
CHANGE v 12/13	-10% (-21)

NO OF ASB:	2014/15
RYEDALE	79
CHANGE v 13/14	-14% (-13)
CHANGE v 12/13	-22% (-22)

NO OF ASB:	2014/15
SCARBOROUGH	617
CHANGE v 13/14	22% (110)
CHANGE v 12/13	6% (34)

NO OF ASB:	2014/15
CRAVEN	127
CHANGE v 13/14	4% (5)
CHANGE v 12/13	11% (13)

NO OF ASB:	2014/15
HARROGATE	519
CHANGE v 13/14	32% (125)
CHANGE v 12/13	15% (67)

NO OF ASB:	2014/15
YORK	747
CHANGE v 13/14	6% (40)
CHANGE v 12/13	-14% (-118)

NO OF ASB:	2014/15
SELBY	215
CHANGE v 13/14	-9% (-20)
CHANGE v 12/13	-14% (-35)

Long term the trend in ASB is down. There is some notable change based on the one month of statistics presented here.

- HARROGATE** has seen an increase in ASB reported incidents 2014/2015. This is compared to a good reduction the previous year and was always going to be a further challenge. An initial assessment of the ASB to date has not revealed a specific location of concern or type of ASB. Ripon Minster and Harrogate Town Night Time Economy have previously been subject of Problem Solving Plans (PSP) and these are being reviewed. PSP for Harrogate Town is in draft form and will be provided to the community / Businesses shortly for a review. This will ensure that the plan is community inclusive and an effective reporting mechanism back
- SCARBOROUGH** area has seen a rise on last year however volumes remain well within expected monthly variations. Mainly nuisance ASB and a large proportion is alcohol related. Op ENGAGE continues to run in the central wards.
- An NYP analyst has been commissioned to undertake a quick time piece of work to look at the current trends to assess any underlying reasons or whether the impact is as a result of the fall of Easter, school holidays or internal processes around logging Youth Encounter forms.

% BREAKDOWN OF CRIME OUTCOMES IN 2014/15 (APRIL)

TOTAL FORCEWIDE RESOLVED CRIMES BY TYPE

		Volume	% Resolved	% Prosecution Based	% Victim Decline/Withdraw	% Closed Pending
VICTIM BASED CRIMES	Burglary Dwelling	117	21%	11%	3%	66%
	Burglary Non Dwelling	227	6%	5%	1%	88%
	Robbery	8	38%	13%	25%	25%
	Sexual Offences	60	28%	30%	32%	10%
	Violence Against The Person	482	45%	22%	27%	6%
	Arson & Criminal Damage	493	21%	5%	4%	70%
	Theft: All Other Theft	461	15%	8%	3%	74%
	Theft: Bicycle Theft	105	2%	1%	4%	93%
	Theft: Shoplifting	338	67%	6%	2%	25%
	Theft: Theft From Person	48	0%	2%	2%	96%
	Vehicle Offences	209	9%	2%	1%	88%
OTHER	Drug Offences	169	89%	11%	0%	0%
	Misc Crimes Against Society	38	79%	8%	3%	11%
	Possession Of Weapons	22	86%	9%	0%	5%
	Public Order Offences	89	76%	11%	9%	3%
	Grand Total	2866	34%	9%	7%	50%

- This is the first month where Crime Outcomes are presented. NB: There should be no attempt to make comparisons against historical Sanction detection rates.
- Approximately 34% of resolutions in April were 'Resolved', 50% have been closed Pending further investigative opportunities being available further down the line. The remainder of the Outcomes relate to Prosecution or Victim reasons.
- As expected the Outcome rates for Prosecution and Victim reasons are higher for Sexual Offences and Violence Offences

NOTABLE RESOLVED CRIME RESULTS IN APRIL - OUTCOMES AT COURT

- A York man (SMITH) was jailed for three years and nine months after pleading guilty to one charge of conspiracy to supply cannabis, one charge of conspiracy to supply heroin and one charge of money laundering. He also had vehicles worth £77,000 seized.
- A Leeds man (DYE) has been sentenced to eight years imprisonment and an indefinite Sexual Offences Prevention Order (SOPO) for sexual offences against seven boys. He was found guilty of 23 charges against the children who were aged between four and fifteen at the time, the offences were committed between 1979 and 1990.
- A man (GREEN) has been sentenced to 34 years imprisonment for murder, he pleaded guilty to the murder of Nicole WATERHOUSE and the attempted murder of Karen BROWNE.
- A York man (GIBBON) has been jailed for six years after he admitted stealing £1.2 million from Beneden Healthcare Society where he worked as head of finance.
- A man (SHELLARD) has been jailed after pleading guilty to a knife point robbery in Scarborough. He was sentenced to five years imprisonment for the robbery and a separate offence of wounding.

CASUALTIES KILLED OR SERIOUSLY INJURED (KSI) FROM ROAD TRAFFIC COLLISIONS (RTCs)

	YTD	+/- Change
Key Performance Indicator	2014	on 2013
Killed or Seriously Injured casualties from RTCs:	99	9 (10%)
Motorcyclist KSI casualties from RTCs:	11	-1 (-8%)
Child (= <16) KSI casualties from RTCs:	10	3 (43%)

Statistics presented by Calendar Year

- Please note 2014 data are based on calendar year and are provisional.
- The latest KSI figures show that there have been 10 fatal casualties and 89 serious casualties compared to the same period in the previous year when there were 7 fatal and 84 serious casualties.
- For Motorcycle KSIs there have been 3 fatal and 8 serious casualties and in the same period in 2013 there were 1 fatal and 12 serious casualties.
- Driver/Rider error and inappropriate/excess speed remain common causation factors

NOT PROTECTIVELY MARKED

FINANCE OVERVIEW

- The finance team have advised that there will be no summary for this months report as they are currently working on the final accounts for 2013/14

NOT PROTECTIVELY MARKED

HR OVERVIEW**Police Officers**

	01/04/ 13	01/05/ 13	01/06/ 13	01/07/ 13	01/08/ 13	01/09/ 13	01/10/ 13	01/11/ 13	01/12/ 13	01/01/ 14	01/02/ 14	01/03/ 14	01/04/ 14
Officer Budget FTE Target	1369.9	1369.9	1369.9	1369.9	1392.0	1392.0	1392.0	1392.0	1392.0	1392.0	1392.0	1392.0	1392.0
Actual/ Projected Num inc recr'ment	1377.4	1369.4	1360.5	1362.6	1372.5	1372.3	1368.9	1362.9	1,399.3	1393.7	1389.1	1381.0	1401.7

The actual number of Officers has increased in April 2014 by 20.7 officers however this is still in line with leaver projections and includes the recent student officer intake.

Student Officer Recruitment

28 new Student Officers commenced on 31 March 2014 and recruitment and selection activity is currently underway facilitating our next intake of 14 scheduled for 04 August 2014.

Transferee Recruitment

Following the launch of the transferee campaign in March 2014 there were 20 officers who were successful (2 AFO, 3 DC's and 15 PC's) and are currently being progressed through the final selection processes to facilitate an intake scheduled for 09 June 2014.

PCSO

	01/04/ 13	01/05/ 13	01/06/ 13	01/07/ 13	01/08/ 13	01/09/ 13	01/10/ 13	01/11/ 13	01/12/ 13	01/01/ 14	01/02/ 14	01/03/ 14	01/04/ 14
PCSO Budget FTE	183.0	183.0	183.0	183.0	183.0	183.0	183.0	183.0	183.0	183.0	183.0	183.0	183.0
Actual/ Projected Num inc recr'ment	172.2	172.3	185.7	184.8	176.0	174.9	172.9	171.9	177.09	177.09	177.09	176.09	184.09

The actual number of PCSO's has increased in April 2014 by 8 FTE.

PCSO Recruitment

8 PCSO commenced with NYP on 31 March 2014.

Final pre employment checks are being undertaken on the remaining applicants in preparation for the next intake scheduled for 09 June 2014.

NOT PROTECTIVELY MARKED

HR OVERVIEW

Staff

	01/04/ 13	01/05/ 13	01/06/ 13	01/07/ 13	01/08/ 13	01/09/ 13	01/10/ 13	01/11/ 13	01/12/ 13	01/01/ 14	01/02/ 14	01/03/ 14	01/04/ 14
Staff Budget FTE	945.00	945.00	945.00	945.00	945.00	945.00	945.00	945.00	945.00	945.00	945.00	945.00	945.00
Actual Staff FTE	935.86	932.86	930.94	942.24	936.80	930.43	939.43	943.20	940.50	941.41	949.47	959.01	946.42

The actual number of Staff has decreased by 12.59 FTE. Work is currently being undertaken with the Finance Department to determine the budgeted numbers for the next financial year and will be confirmed in the next MI.

Force Control Room There are still a number of applicants who remain on the holding list who will fulfil further intakes provisionally planned for June and October 2014. Plans are currently underway to agree a further recruitment campaign which will replenish the numbers of applicants on the holding list.

Specials

	01/04/ 13	01/05/ 13	01/06/ 13	01/07/ 13	01/08/ 13	01/09/ 13	01/10/ 13	01/11/ 13	01/12/ 13	01/01/ 14	01/02/ 14	01/03/ 14	01/04/ 14
Specials Budget FTE	260.00	260.00	260.00	260.00	260.00	260.00	260.00	260.00	260.00	260.00	260.00	260.00	260.0
Actual Specials FTE	158.00	153.00	144.00	139.00	133.00	145.00	152.00	148.00	149.00	148.00	154.00	149.00	154.0

The actual number of Special Constable's increased by 5.

Specials

8 Special Constables commenced 22 March 2014.

The recent campaign launched in January 2014 has now closed, with a total of 204 applications received. Successful applicants from this campaign will aim to fill projected intakes in the next financial year with the first intake scheduled for 17 May 2014.

NOT PROTECTIVELY MARKED

NOT PROTECTIVELY MARKED

HR OVERVIEW

Volunteers

	01/04/ 13	01/05/ 13	01/06/ 13	01/07/ 13	01/08/ 13	01/09/ 13	01/10/ 13	01/11/ 13	01/12/ 13	01/01/ 14	01/02/ 14	01/03/ 14	01/04 /14
Volun- teers	111.0	111.0	116.0	118.0	120.0	119.0	119.0	116.0	115.00	115.00	119.00	118.00	111.0

All 111 volunteers are within the Response & Reassurance Directorate
 52 of the 111 volunteers are Front Counter Support
 52 of the 111 volunteers are Safer Neighbourhood Support
 1 of the 111 is Head of Volunteering
 1 of the 111 is Deputy Head of Volunteering.
 5 of the 111 are Volunteer Advisors'.

The Task Force HRM and Supt Richard Anderson are progressing the Volunteer and Specials Workstream, with specific focus on establishing a plan for the further recruitment and deployment of Special Constables and Volunteers, facilitating the increase in numbers as set out in the Police and Crime Plan. It is anticipated that once this is complete projections for volunteer and specials will be developed.

Agency

	01/04/ 13	01/05/1 3	01/06/ 13	01/07/ 13	01/08/ 13	01/09/ 13	01/10/ 13	01/11/ 13	01/12/ 13	01/01/ 14	01/02/ 14	01/03/ 14	01/04/ 14
Agency Staff	15.48	17.48	16.48	23.36	30.26	33.26	33.01	37.01	44.01	45.51	47.01	48.01	38.95

The number of agency staff has decreased by 9.06 since the previous month.
 12 x agency staff are additional resources but have funded posts to support projects.
 15.95 x agency staff are backfill or interim postings against established posts (includes part time agency staff).
 11 x agency staff are in unfunded posts.

Please note:

That the above figures include Secondments Out of Force but exclude Career Break Staff.

NOT PROTECTIVELY MARKED

NOT PROTECTIVELY MARKED

APPENDIX A

READING THE PERFORMANCE DATA

- The numbers shows performance against the previous year
- The graphic is an assessment of the latest month against an “average month” based on the 2012/13 reporting period. The position of the ♦ icon describes the month results relative to a linear average. This allows for factors such as seasonal trends or the impact of single one off events to be explained. As the desired direction of travel can be up or down (e.g. increasing crime is negative but an increasing resolution % positive) the graphics alternate the red/green colouring accordingly.

GLOSSARY

- ASB = Anti-Social Behaviour
- Crimes Against Society = These are crimes which do not have a “named victim” i.e. the offence is against The Crown. These are usually (but not always) are as the direct result of police intervention/proactivity e.g a drugs operation. In North Yorkshire & City of York approx 10% of crimes are “Against Society” therefore it is important to make the clear distinction from Victim Based Crime.
- Fraud Offences = These are not included in the crime statistics as they are not reported by forces to the Home Office. Instead these crimes are passed to Action Fraud and statistics are collated by that agency
- I Grade = priority assigned by control room for an incident requiring ImmEDIATE police response
- KSI = A casualty Killed or Seriously Injured as a result of a Road Traffic Collision on a public road
- MCU = Major Crime Unit
- OPL = Over Prescribed Limit typically the term used to describe failing a breath test
- P&CP = Police & Crime Plan document setting out the Police & Crime Commissioner’s priorities
- PCC = Police & Crime Commissioner
- PCSO = Police Community Support Officer
- PSG = Performance Steering Group is an internal meeting chaired by a Chief Officer monitoring statistics & trends
- Resolved crime = A crime where an offender has been dealt with through sanction or restorative justice.
- TIC = Taken Into Consideration is typically where an offender admits to further offences to avoid potentially being pursued for these at a later date.
- TTCG = Tactical Tasking & Co-ordination Group is an internal meeting which directs resources to tackle specific problems

NOT PROTECTIVELY MARKED