

NOT PROTECTIVELY MARKED



# Corporate Performance & Scrutiny Group



Meeting: Tuesday 23<sup>rd</sup> June


Reporting Period: 1<sup>st</sup> Apr 15 → 31<sup>st</sup> May 15

NB: Statistics remain provisional and subject to change



**BE SAFE**  
**FEEL SAFE**

NOT PROTECTIVELY MARKED



# INTRODUCTION



Reporting Period: 01/04/2015 → 31/05/2015

Contents:

- **The Results: Current Performance levels**
  1. Headline overview statistics
  2. Crimes & ASB statistics (including stats by District council area)
  3. Road Traffic Collision casualties
- **The People: HR/headcount information**
- **Finance: draft accounts to be circulated during the meeting.**

Recommendations:

- The Group notes the contents and current position

Actions arising from this meeting in response to scrutiny:



Glossary of Terms

- Please final page in document

Time Periods

- Unless indicated otherwise statistics are presented by financial year

Performance Monitoring/Management and Operational Priorities

- At a strategic level this meeting (The Corporate Performance & Scrutiny Group) and Executive Board consider performance in the broader context of financial and people data and consider progress against the delivery of the Police and Crime Plan
- The force runs its Tactical Tasking & Co-ordination Group (TTCG) meeting on a 3 month cycle rather than monthly. This meeting looks predicted operational matters some 3 to 6 months in the future. Local TTCG meetings also run quarterly
- The Performance Steering Group now sits with the Operational Delivery Board meeting which also monitors progress against business plans and activity around HMIC inspections

## EXECUTIVE SUMMARY



### Commentary on current position

- Crime & ASB:** Crime and Victim Based crime shown to be outside normal range in May. In general most types of crime were within tolerance though "above average" - and it is the aggregation of all these smaller increases which has led to the month being outside tolerance.
  - Criminal Damage remains higher than normal for the second month in a row.
  - Violence With Injury was higher than normal in May linked to increased demand across the 5 weekends including 2 x bank holidays and a rise in domestic reporting
  - A spike in Burglary in Scarborough (many insecure premises) was linked one offender subsequently arrested, charged and remanded.
  - ASB remains in line with last year with reductions seen in previous years showing continued signs of 'levelling' out
  - Ongoing progress with major and serious crime investigation including the Claudia Lawrence investigation and the serious investigation of illicit drug supply.
- Killed Seriously Injured (KSI) casualties:** shows a reduction and the number recorded in May to be within normal range
- Satisfaction:** Satisfaction remains high and trends for victims of Violence and Burglary are stable. A negative trend has been identified for victims of auto crime which is linked to THRIVE. This fall should be offset against the gains in officer time through crimes being dealt with over the phone.
  - Based on new national data to March 2015 NYP ranks 16<sup>th</sup> overall and for burglary 9<sup>th</sup>, for vehicle = 25<sup>th</sup>, for violent = 14<sup>th</sup>.
  - Expectation management by FCR staff remains important and this has been reiterated to staff. In addition the force is looking at utilising volunteers to conduct additional research into satisfaction of auto crime victims.
  - Other forces which have implemented THRIVE have seen a similar drop and levels have recovered.
- Public Confidence:** In police & partners remains high based on last national dataset. NYP has not run a local community perception/confidence survey since 2010 following reductions in its budget. The next update is in July.

NOT PROTECTIVELY MARKED

# CRIME / ASB / PSW V PREVIOUS YEARS

## Commentary

This slide shows the volume change across the last 3 years.

North Yorkshire has the lowest level of crime per 1000 population in England for the 12 months to the end of April 2015

Of those crimes sitting outside monthly tolerance:

Criminal Damage remains higher than normal for the second month in a row. Mix of damage to dwelling and vehicles. Relationship/domestic & unknown offender being the predominant Modus Operandi (MO).

Violence With Injury is higher than normal in May. Spikes in demand in York and Scarborough and demand is highest on a weekend (NB: There were 5 weekends in May including 2 x bank holidays).

Trend wise there has been an increase in persons reporting domestic offences with these accounting for 1/3 of the increase this year.

Analysis of MO shows a rise in percentage of violent offences being committed within a dwelling and a downward trend in percentage being committed in public/open spaces or hospitality. Problem solving plans exist around the Night Time Economy and in particular York is continuing to run Op ERASE and Op SAFARI and a Draft Alcohol Strategy has been produced

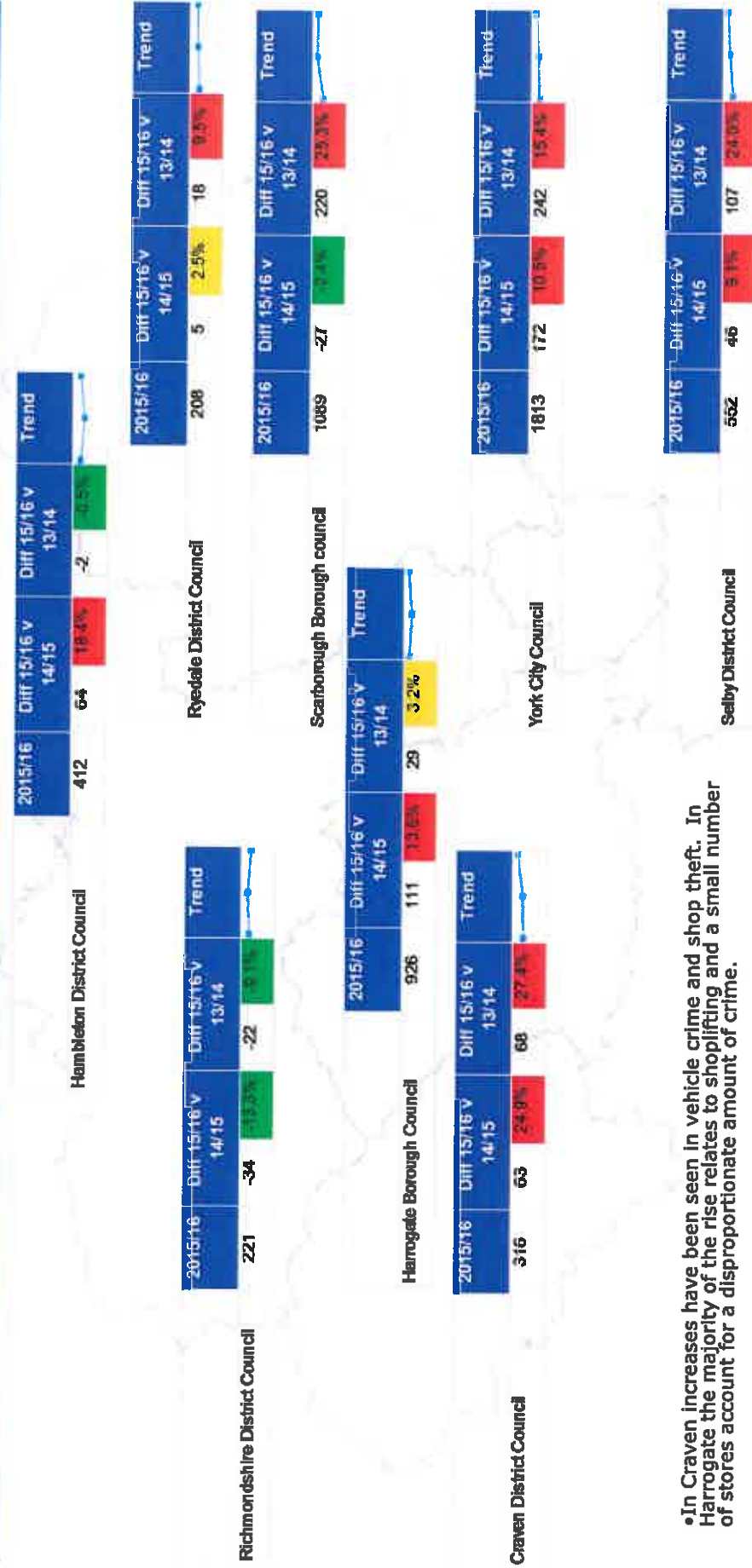
ASB remains in line with last year with reductions seen in previous years showing continued signs of 'levelling' out

PSW volume trend is still rising year on year. The main volume of demand being Concern for Safety or reports of suspicious incidents

RECORDED CRIME STATISTICS	2013/14	2014/15	2015/16	Diff 15/16 V 14/15	Diff 15/16 V 13/14	Trend
<b>Victim Based</b>						
Assault & Criminal Damage	562	694	594	11.2%	32	3.3%
Burglary: Burglary Dwelling	238	232	254	9.5%	16	6.7%
Burglary: Burglary Non Dwelling	410	439	470	7.1%	60	14.6%
Robbery	19	15	21	40.0%	2	10.5%
Sexual Offences: Other	67	112	149	33.0%	82	122.4%
Sexual Offences: Rape	34	53	57	7.5%	23	67.6%
Theft: All Other Theft	916	865	849	-1.8%	-67	-7.3%
Theft: Bicycle Theft	176	243	212	-12.3%	36	20.5%
Theft: Shoplifting	618	693	714	3.0%	96	15.5%
Theft: Theft From Person	66	82	73	-11.0%	7	10.6%
Vehicle Offences	399	379	386	4.5%	-3	-0.8%
Violence: Violence With Injury	627	624	763	22.3%	136	21.7%
Violence: Violence Without Injury	346	515	598	16.1%	252	72.8%
<b>Total</b>	<b>4678</b>	<b>5146</b>	<b>5550</b>	<b>7.9%</b>	<b>672</b>	<b>13.8%</b>
<b>Crimes Against Society</b>						
Drugs: Possession Of Drugs	255	329	252	-23.4%	-3	-1.2%
Drugs: Trafficking Of Drugs	38	47	49	4.3%	11	28.9%
Misc Crimes Against Society	71	73	74	1.4%	3	4.2%
Possession Of Weapons	31	47	26	-44.7%	-5	-16.1%
Public Order Offences	172	205	229	11.7%	57	33.1%
<b>Total</b>	<b>567</b>	<b>701</b>	<b>630</b>	<b>-10.1%</b>	<b>63</b>	<b>11.1%</b>
<b>Total</b>	<b>5445</b>	<b>5847</b>	<b>6180</b>	<b>5.7%</b>	<b>735</b>	<b>13.5%</b>
<b>NON CRIME STATISTICS</b>						
ASB	5216	5221	5168	-0.9%	-30	-0.5%
PSW	12152	12398	12717	2.7%	565	4.8%

NOT PROTECTIVELY MARKED

# VICTIM BASED CRIME BY DISTRICT V PREVIOUS YEARS



- In Craven increases have been seen in vehicle crime and shop theft. In Harrogate the majority of the rise relates to shoplifting and a small number of stores account for a disproportionate amount of crime.
- In Scarborough a spike in Burglary has led to one nominal being arrested, charged and remanded for 13 offences, whilst another nominal has been charged and remanded with 3 x arson.
- In York Op ERASE and Op SAFARI remain in place. NYP are working closely with British Transport Police and other partners around the Night Time Economy and the impact of day visitors to York

The above is a presentation of year on year statistics. For latest local data displayed on a map for your area go to [www.police.uk](http://www.police.uk) and enter your postcode

NOT PROTECTIVELY MARKED

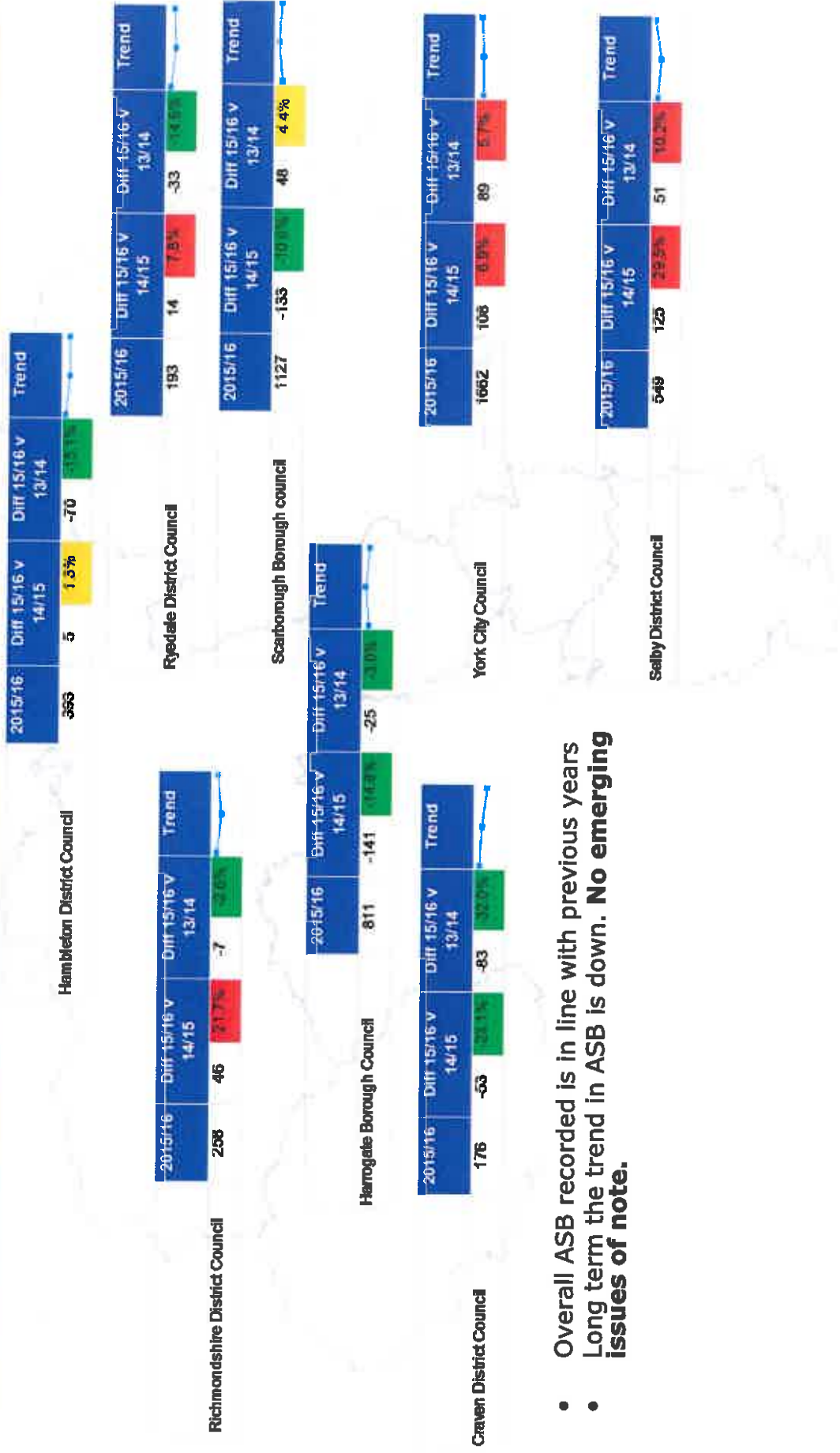


## NOTABLE INVESTIGATIONS

- **Op Hydrus** - conviction of ALEXANDER, McHALE & SMITH for manslaughter who received between 5.5 and 7 years imprisonment. SIO DCI Sweeting, resourced by MCU and area.
- **Op Hypphen** – Oktay KILIC convicted of murder of Mark Bernay, 27 yrs imprisonment, resourced mainly from MCU including SIO D/Supt Malyn.
- **Op Hoe** – peanut allergy case – Mohammed ZAMAN charged with manslaughter – specialist support from MCU – run by DI Page with area resources.
- **Op Maple** – Heather DAVIDSON murder of David PATERSON. Guilty plea at court & life imprisonment sentence. Resourced from MCU, SIO DCI Ellis.
- **Op Browser** – murder of Steven EASTWOOD by Amanda MORAN and Andrew FOWLER – SIO DCI Harder resourced from MCU.
- **Op Wain** – death of Robert Pride MacLeod in 2007 - investigation re-opened with SIO as DI Pearson and resourced from within MCU.
- **Op Hurley** – murder of Andrew Jackson by Cohnor COLEMAN – SIO DCI Harder resourced by MCU.
- **Op Neutron** – robbery / aggravated burglary in Knaresborough 14th May – SIO DCI Ellis and resourced from MCU / OCU and SCT
- **Op Kori** – the investigation team and key individuals are to receive an award at a Safeguarding event on July 2<sup>nd</sup>. This was in response to a baby found dead in a bin at Richmond in December 2014.

NOT PROTECTIVELY MARKED

# ASB BY DISTRICT v PREVIOUS YEARS



- Overall ASB recorded is in line with previous years
- Long term the trend in ASB is down. **No emerging issues of note.**

NOT PROTECTIVELY MARKED

## CASUALTIES KILLED OR SERIOUSLY INJURED FROM ROAD TRAFFIC COLLISIONS

Key Performance Indicator	YTD		+/- Change		Rolling Qtr	
	2015	on 2014	on 2014	on 2013	Qtr	+/-
<b>Killed or Seriously Injured casualties from RTCs:</b>	<b>151</b>	<b>-33 (-18%)</b>			<b>97</b>	<b>-11 (-10%)</b>
<b>Motorcyclist KSI casualties from RTCs:</b>	<b>28</b>	<b>2 (8%)</b>			<b>25</b>	<b>6 (32%)</b>
<b>Child (= &lt;16) KSI casualties from RTCs:</b>	<b>5</b>	<b>-9 (-64%)</b>			<b>1</b>	<b>-5 (-83%)</b>
<b>Cyclist KSI casualties from RTCs:</b>	<b>24</b>	<b>-6 (-20%)</b>			<b>11</b>	<b>-4 (-27%)</b>

- Please note the above are provisional data for the period 1<sup>st</sup> January to 28<sup>th</sup> May 15 .
- Long term the trend in KSIs is down. **No emerging issues of note.**
- The provisional stats show a reduction on the previous years:
  - All KSI = 10 fatal and 141 serious against 14 fatal and 170 serious in same period in 2014.
  - Motorcycle = 1 fatal and 27 serious against 4 fatal and 22 serious in same period in 2014.
  - Pedal cyclist = 1 fatal and 23 serious against 0 fatal and 30 serious in same period in 2014.
- In addition the latest 3 month period (March to May) also presents a positive picture



# HR OVERVIEW

## Police Officers

	Apr 15	May 15	Jun 15	Jul 15	Aug 15	Sep 15	Oct 15	Nov 15	Dec 15	Jan 16	Feb 16	Mar 16	Apr 16
<b>Officer Budget FTE Target</b>	<b>1393.0</b>	<b>1393.0</b>	<b>1393.0</b>	<b>1393.0</b>	<b>1393.0</b>	<b>1393.0</b>	<b>1393.0</b>	<b>1393.0</b>	<b>1393.0</b>	<b>1393.0</b>	<b>1393.0</b>	<b>1393.0</b>	<b>1393.0</b>
<b>Actual/Projected Num inc recruitment</b>	<b>1382.37</b>	<b>1387.02</b>											

The actual number of Officers has increased in May 2015 by 4.65 FTE officers.

## Transferee Recruitment

14 transferees (6 DC's and 8 PC's) commenced with NYP on 27 April 2015.

## PCSO

	Apr 15	May 15	Jun 15	Jul 15	Aug 15	Sep 15	Oct 15	Nov 15	Dec 15	Jan 16	Feb 16	Mar 16	Apr 16
<b>PCSO Budget FTE</b>	<b>183.0</b>	<b>183.0</b>	<b>183.0</b>	<b>183.0</b>	<b>183.0</b>	<b>183.0</b>	<b>183.0</b>	<b>183.0</b>	<b>183.0</b>	<b>183.0</b>	<b>183.0</b>	<b>183.0</b>	<b>183.0</b>
<b>Actual/Projected Num inc recruitment</b>	<b>197.98</b>	<b>197.52</b>											

The actual number of PCSO's has slightly decreased in May 2015.

NOT PROTECTIVELY MARKED

# HR OVERVIEW

## Specialists

	Apr 15	May 15	Jun 15	Jul 15	Aug 15	Sep 15	Oct 15	Nov 15	Dec 15	Jan 16	Feb 16	Mar 16	Apr 16
Specials Budget FTE	260.00	260.00	260.00	260.00	286.00	286.00	286.00	286.00	286.00	286.00	286.00	286.00	286.00
Actual Specials FTE	185.00	177.00											

The actual number of Special Constables has decreased in May 2015 by 8.

A recruitment campaign for Special Constables was launched in January 2015. A total of 428 expressions of interest have been recorded, with 162 applications received. Of the 162 applications received, 143 applicants successfully passed shortlisting. 11 new Special Constables are due to commence 18 April 2015, with a further 10 projected to commence August 2015.

A targeted increase in the numbers of Special Constables continues throughout 2014/15/16 to achieve the 286 desired target.

## Staff

	Apr 15	May 15	Jun 15	Jul 15	Aug 15	Sep 15	Oct 15	Nov 15	Dec 15	Jan 16	Feb 16	Mar 16	Apr 16
Staff Budget	1034.4	1035.2	1034.4	1028.4	1028.4	1027.4	1019.4	1018.4	1018.4	1018.4	1018.4	1017.4	1034.4
Permanent Staff FTE	912.98	913.93											
Temporary Staff FTE (not including agency)	65.07	69.62											
Agency Staff FTE	33.50	30.00											
Total Staff against budget FTE	1011.55	1013.55											

NOT PROTECTIVELY MARKED

## HR OVERVIEW

The Staff Budget has been adjusted for 2015/2016. Police staff roles fluctuate in accordance with organisational priorities and requirements. The approach to police staff workforce profiling is to explore opportunities where flexible resources can be utilised specifically to deliver key pieces of work.

The total number of actual Staff has increased by 2 FTE from the previous month.

The number of agency staff has decreased by 3.5 FTE since the previous month:  
16 x agency staff are in supernumerary posts.

14 x agency staff are backfill or interim postings against established posts (includes part time agency staff).

The current number of Staff vacancies is 19.

### **Volunteers**

	Apr 15	May 15	Jun 15	Jul 15	Aug 15	Sep 15	Oct 15	Nov 15	Dec 15	Jan 16	Feb 16	Mar 16	Apr 16
Volunteers	176.00	177.00											

#### Deployment of volunteers:-

The 177 volunteers are broken down into the following roles

- 1 Chief Officer – Citizens in Policing
- 1 - Head of Volunteering
- 1 - Deputy Head of Volunteering
- 6 - Volunteer Advisors'
- 40 - Front Counter Support
- 128 - volunteers are Safer Neighbourhood Support

The number of volunteers is linked to the work around the use and deployment of Special Constables, the extended use of Volunteers is being progressed through the Citizens in policing framework.

#### Please note:

That the above figures include Secondments Out of Force but exclude Career Break Staff.

**NOT PROTECTIVELY MARKED**

## GLOSSARY

### READING THE PERFORMANCE DATA

- The numbers shows performance against the previous year
- The dashboard graphic for operational crime, ASB and KSI data is an assessment of the latest month against a normal month based on the 2014/15 reporting period. The position of the needle describes the month results relative to a linear average. This allows for factors such as seasonal trends or the impact of single one off events to be explained. As the desired direction of travel can be up or down (e.g. increasing crime is negative but an increasing resolution % positive) the graphics alternate the red/green colouring accordingly.

### GLOSSARY

- ASB = Anti-Social Behaviour
- Crimes Against Society = These are crimes which do not have a "named victim" i.e.. the offence is against The Crown. These are usually (but not always) are as the direct result of police intervention/proactivity e.g a drugs operation. In North Yorkshire & City of York approx 10% of crimes are "Against Society" therefore it is important to make the clear distinction from Victim Based Crime.
- Fraud Offences = These are not included in the crime statistics as they are not reported by forces to the Home Office. Instead these crimes are passed to Action Fraud and statistics are collated by that agency
- I Grade = priority assigned by control room for an incident requiring Immediate police response
- KSI = A casualty Killed or Seriously Injured as a result of a Road Traffic Collision on a public road
- MCU = Major Crime Unit
- MO = Modus Operandi
- OPL = Over Prescribed Limit typically the term used to describe failing a breath test
- P&CP = Police & Crime Plan document setting out the Police & Crime Commissioner's priorities
- PCC = Police & Crime Commissioner
- PCSO = Police Community Support Officer
- PSG = Performance Steering Group is an internal meeting chaired by a Chief Officer monitoring statistics & trends
- Resolved Outcome = A crime where an offender has been dealt with through sanction or restorative justice.
- Sanction Detection = A historical method of looking at how crimes were resolved. A sanction detection includes where an offender is Charged, Cautioned, given a Penalty Notices for Disorder or Cannabis Warning or Fixed Penalty Notices, and where an offender has crimes Taken Into Consideration (TIC - see below).
- TIC = Taken Into Consideration is typically where an offender admits to further offences to avoid potentially being pursued for these at a later date.
- TTCCG = Tactical Tasking & Co-ordination Group is an internal meeting which directs resources to tackle specific problems

NOT PROTECTIVELY MARKED