



Corporate Performance & Scrutiny Group



Meeting: **XX** May 17

Reporting Period: April 2017 ONLY

NB: Statistics remain provisional and subject to change



EXECUTIVE SUMMARY

April 2017 Dashboard

Total Crime Recorded

Victim Based Crimes recorded

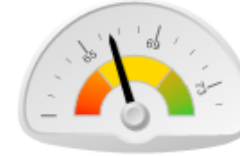
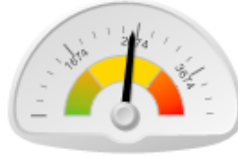
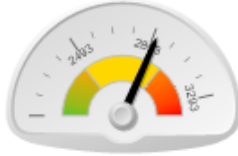
Anti-Social Behaviour Incidents Reported

Killed Seriously Injured Casualties

% Victims Satisfied

% public w ho believe NYP/Councils deal w ith Crime & ASB

% public w ho are Confident in NYP



2017/2018	3218	2017/2018	2911	2017/2018	2605	2017	83	2017	82.2%	2016	66.9%	2016	83.9%
v 16/17	7.7%	v 16/17	8.7%	v 16/17	11.1%	v 2016	-38.5%	v 2016	-1.4%	v 2015	-0.6%	v 2015	1.4%
v 15/16	8.0%	v 15/16	9.1%	v 15/16	3.9%	v 2015	-38.1%	v 2015	-2.5%	v 2014	-1.6%	v 2014	2.8%

Summarised commentary on current trends

NB: The report has been “reset” for the new financial year . Comparisons with previous years for crime, ASB & PSW data is based on April only, large variances should be seen in context of Easter holidays and most of the May day bank holiday weekend falling within April 2017.

Crime & ASB

- NYP has the lowest crime rates per 1000 population in England.
- NYP has seen some volume increases in damage & some theft offences particularly shop theft,
- NYP have two long standing crime trends of note – an increase in recording of “Other” (non rape) Sexual offences, and Violence without Injury.

Killed Seriously Injured (KSI) casualties

- Long term downward trend. Provisional figures for this calendar year show a reduction in casualties on the previous two years

Call Handling

- April saw small improvements on March position across all indicators.
- A peer review has recently been completed by Police Service Northern Ireland (PSNI) and NYP are looking to adopt the recommendations.

Satisfaction

- Satisfaction remains high with more than 8 in 10 victims satisfied with service.
- Data from the new survey of Victims of Domestic Violence is positive

Public Confidence

- The latest data show 83.9% of the public are confident in NYP
- For public confidence measures NYP performs well compared to similar forces and national averages.

CRIME VOLUME CHANGE v PREVIOUS YEARS

RECORDED CRIME STATISTICS		2015/16	2016/17	2017/18	Diff 17/18 v 16/17		Diff 17/18 v 15/16		Trend
Victim Based	Arson & Criminal Damage	493	454	547	93	20.5%	54	11.0%	
	Burglary	341	282	267	-15	-5.3%	-74	-21.7%	
	Robbery	12	9	14	5	55.6%	2	16.7%	
	Sexual Offences: Other	73	88	85	-3	-3.4%	12	16.4%	
	Sexual Offences: Rape	26	28	51	23	82.1%	25	96.2%	
	Theft: All Other Theft	411	354	386	32	9.0%	-25	-6.1%	
	Theft: Bicycle Theft	88	130	76	-54	-41.5%	-12	-13.6%	
	Theft: Shoplifting	361	337	447	110	32.6%	86	23.8%	
	Theft: Theft From Person	27	30	31	1	3.3%	4	14.8%	
	Vehicle Offences	184	207	175	-32	-15.5%	-9	-4.9%	
	Violence: Violence With Injury	344	356	386	30	8.4%	42	12.2%	
	Violence: Violence Without Injury	308	403	446	43	10.7%	138	44.8%	
	Total	2668	2678	2911	233	8.7%	243	9.1%	
Crimes Against Society	Drugs: Possession Of Drugs	129	116	87	-29	-25.0%	-42	-32.6%	
	Drugs: Trafficking Of Drugs	22	19	16	-3	-15.8%	-6	-27.3%	
	Misc Crimes Against Society	33	64	61	-3	-4.7%	28	84.8%	
	Possession Of Weapons	9	11	15	4	36.4%	6	66.7%	
	Public Order Offences	118	100	128	28	28.0%	10	8.5%	
	Total	311	310	307	-3	-1.0%	-4	-1.3%	
Total	2979	2988	3218	230	7.7%	239	8.0%		

Victim Based Crime

- The increases around property crime are not statistically significant and do not feature within force exception reporting at Ops Board.
- The two long standing crime trends of note – an increase in recording of “Other” (non rape) Sexual offences, and Violence without Injury.
- The trends are reflected nationally
- These have been reported on and discussed in previous meetings. The rises should not be seen as a negative but rather victims have confidence to come forward.

ANTI SOCIAL BEHAVIOUR, PUBLIC SAFETY & WELFARE AND CASUALTIES FROM ROAD TRAFFIC COLLISIONS THAT ARE KILLED & SERIOUSLY INJURED

NON CRIME STATISTICS		2015/16	2016/17	2017/18	Diff 17/18 v 16/17		Diff 17/18 v 15/16		Trend
ASB	Total	2508	2345	2605	260	11.1%	97	3.9%	
PSW	Total	6358	6269	6556	287	4.6%	198	3.1%	

KSI		2015	2016	2017	Diff 2017 v 2016		Diff 2017 v 2015		Trend
<i>Of Which:</i>	KSI Casualties	134	135	83	-52	-38.5%	-51	-38.1%	
	KSI Casualties Cyclists	22	16	7	-9	-56.3%	-15	-68.2%	
	KSI Casualties Motorcyclists	16	21	7	-14	-66.7%	-9	-56.3%	

Anti-Social Behaviour

- The report reflects volumes for the month of April only.
- Long term trend is down.

Public Safety & Welfare

- Long term trend is upwards this is linked to the recording of Safeguarding and Info sharing data as a PSW incident .

Killed & Seriously Injured (KSI)

- Please note these are provisional data for the period 1st January to 30th April 17 .
- Long term the trend in KSIs is down. **No emerging issues of note**

OP SPARTAN



Op Spartan Seeks to identify vulnerable road users and intervene with a programme of education

A technical solution exists whereby owners of “Dash cams” can submit footage to NYP.

The above footage resulted in a prosecution whereby the driver was given:

- 12 weeks imprisonment- suspended one year
- 20 month disqualification
- £170 costs
- 250 hours unpaid work

NYP'S TACTICAL RESPONSE

	Property Crime (theft & damage)	Crimes against the Person
Cra Hmb Rich Hgt	<ul style="list-style-type: none"> • Op HAVEN – County focus on the Southern borders of Harrogate & Craven • Op HAWK – Ongoing proactivity across Harrogate regarding thefts from quarries, quad bike thefts & burglary other. They have also been patrolling rural areas with regard to livestock theft, especially Richmond and Thirsk and in the vicinity of the A1 corridor around plant theft. • Op FEROX and Op CHECKPOINT – rural crime in Hamb/Rich. Days of action & integrated activity between NYP and Cleveland, Durham, Northumbria, Cumbria and Lancashire regarding cross-border criminality. Local Officers also carry out proactive work in relation to Checkpoint/Ferox throughout the year. 	<ul style="list-style-type: none"> • Op Client – Drugs supply to vulnerable persons. Community Safety PARTNERSHIP Hub working with schools on project with passive drugs dogs into schools. • Op Cyclone – potential CSE/drugs
Scar Rye	<ul style="list-style-type: none"> • Op SHUDDER . Targets x border criminality for burglary & theft in rural areas. Support from specialist units. Tactics include proactive stop checks . Op HAWK – regular deployments. • Op AMBIENCE in Castle & North Bay. Multi agency op targeting areas of town where vulnerable children & adults have been identified & supported. Homeless people located & supported, street drinking addressed & drug dealing identified & subsequently targeted by police • Operation YAHOO - problem solving plan to focus upon locations within the Scarborough Command that are known for "street dealing" drug related activity. This involves the deployment of a passive drugs dog. 	<ul style="list-style-type: none"> • Op VARIETY an operation targeting OCG's from metropolitan areas who are supplying drugs. This has led to disputes between these groups with a rise in violent incidents.
Yor Sel	<ul style="list-style-type: none"> • OP WOOLEN/WOODCHIP – continues promoting property marking & community messaging to educate industrial estates & individuals who may be vulnerable. • OP CLOVER commenced – York outer has had 2 burglaries where by property that has been dot peened security marked has been stolen. Officers have attended local car boot sales looking to see if any of the stolen property was being sold and as part two volunteers have been undertaking research on on line 2nd hand dealers. This will continue throughout the summer months • OP LANCELOT – York races commence in May 2017 and the NPT will be in the surrounding areas to provide reassurance and support. 	<ul style="list-style-type: none"> • Op ERASE Multi agency meeting held and actions agreed for the year (action days, Dry Trains, rail revenue team deployed, Media plans, licensee's code of conduct refresh, urination van & prosecutions). OP SAFARI the first multi-agency meeting has taken place. Many tactics were agreed with all partners contributing. Plans are being put in place for events over the summer period under the headline “Less drinking more thinking” The first Keeping York City Safe Board meets in early May. Partnership working Improved working with York's two Universities focusing on the reporting of HATE crime and student involvement in the sex industry. • OP TANSU will continue throughout 2017 whereby the local NPT are utilising data from MOSAIC to undertake proactive multi agency crime prevention & reassurance patrols. The op will target areas where there is either a real fear of crime or there has been a crime trend.

NYP'S TACTICAL RESPONSE

Rural Crime Task Force (RTF)

- **Pursue** - – Identification of further cross border criminals who are potentially suitable for OCG scoring, and process. Deployment of tracked assets has led to several arrests, and this is being expanded with use of plant equipment loaned from PANIU. Ongoing Op Hawk and Op Checkpoint proactive patrols with other Proactive Policing resources working from ANPR. Support for Rogue Trader week of action through intelligence work and targeted enforcement of known vehicles / offenders. Project ongoing to develop use of ANPR in rural locations. Significant wildlife prosecutions ongoing in respect of Raptor persecution and fox hunting.
- **Prevent** – Visits and letters to those involved in suspect incidents, and those suspected of committing wildlife crime offences, such as poaching. Community reassurance work with partner agencies, including Volunteers from North York Moors, Yorkshire Dales and Angling Trust utilised for prevention message.
- **Protect** - Op Woollen continues, offering proactive prevention advice, CMS sign up, and preventative marking to North Yorkshire's 9000 farms, with 2000 sent to date and around a 15% response rate. This will soon be expanded to include rural businesses. Follow up visits to victims of crime, and those in surrounding area with view to prevent. Rural Watch patrols have continued throughout period, supported by RTF and NPT officers.. Pilot ongoing with five other forces to work on livestock worrying prevention, and potential legislative improvements.
- **Prepare** - Summer show programme planned out for coming months, with Ripon Farm Services again providing a tractor which will be liveried. Officers have continued to attend auction marts, machinery sales, livery yards, etc. to engage with the public. Continued social media presence on Facebook and Twitter, with messages regularly achieving 5,000+ views. Various partners have been identified who can assist with addressing wellbeing of rural communities, and literature produced to be distributed with Op Woollen roll out. Recruitment campaign for Special Constables ongoing.

NYP'S TACTICAL RESPONSE

Operation Hawk

- Op Hawk is an NYP initiative to tackle travelling criminality and rural crime with the emphasis on the patrolling of our borders. In April the RCT have arrested 5 offenders recovered 4 stolen vehicles and seized 4 vehicles, the team has seized property to the value of £60,610 (Inc. Drugs, cash and stolen vehicles). The NARCT have arrested 11 offenders, recovered stolen vehicles and seized 20 vehicles. Together the teams have seized property including Cash, Drugs and vehicles to over the value of £86,000 Of note:
 - RCT deploy in response to 3 x males seen to be acting suspiciously. ANPR then notes a Mercedes reported stolen from SYP on the A19. Units deploy and see the Mercedes leave the area followed in convoy by a Vauxhall Insignia also stolen. Both vehicles were pre-emptively stung, 3 suspects make off but are located and arrested in nearby fields.
 - The NARCT receive information regards a high value shop theft at the Apple store, Meadowhall, Sheffield. The vehicle is sighted on the A1 at Boroughbridge, pre-emptive tactics were used and 2 Eastern Europeans were arrested. Stolen items were recovered
 - The NARCT respond to a report of an female in distress in a vehicle being driven by an aggressive male. The vehicle is located and stopped. Information received that the male driver is dealing drugs and a search is carried out were £7000 cash was found. The male is arrested for suspicion of money laundering. After enquiries carried out the arrested male is suspected of being a drug runner linked to OCG's.
- While not committed to their primary roles Proactive Policing deploy onto Op Hawk as well as supporting local policing, successes include:
 - RPG attend a report of an vehicle on the A19 with its light out and the driver appeared very drunk. RPG respond and locate a black Passat which is driving erratically with no light on. The vehicle is stopped and the male driver failed the road side breath test. Within the vehicle were his 3 children aged 10hrs, 6yrs and 4yrs. The male was also arrested for child neglect.
 - RPG see a SMV in the Knaresborough area. RPG locate the vehicle on the Broadacres estate in the Harrogate area and the vehicle is confirmed stolen after not being returned after hire, both male occupants arrested.
 - RPG attend a report of an distressed male at Barton Lorry park, at the location a 16 year old male from Iraq was detained for being unlawfully at large in the UK and taken to a place of safety. Immigration were contacted.
 - FSU respond to an ANPR hit for a vehicle and possible occupant being wanted for Domestic Violence related threats to kill. The wanted male was arrested and a search was carried out within the vehicle due to a smell of cannabis resulting in a large Machete, a large kitchen knife, 2 x balaclavas and suspected Class A and B drugs being found. The female passenger was also arrested.

Operation Checkpoint

- Op Checkpoint is a Multi Force Operation whereby local officers along with Farm watch and NYP officers from all the Proactive teams carry out cross border patrols along NYP's Northern Border. There will be 4 Op Checkpoints carried out this financial year the next date 18th May

Other Operations

- **Multi-Agency Op** – Joint police/DVSA carry out a dangerous goods check on the A19 Exelby. 13 CDG vehicles checked and 4 CDG LGV's resulting in 2 x Advisory notices issued, 1 x delayed prohibition for safety equipment, 1 x prohibition Con and Use, 1 x prohibition Tachograph, and 1 x TOR.
- **Op Symbol** – NST carry out 3 x section 8 PACE warrants in relation to drug supply and the Rape of an vulnerable female. The operation resulted on 3 x arrests and cash and drugs recovered.

NOTABLE INVESTIGATIONS

- **Op Corkscrew** Scarborough. Murder investigation. 27/12/16. Two charged and currently on remand awaiting trial.
- **Op Clue** York. Murder investigation. 15 year old female charged and currently remanded.
- **Op Essence** Claudia LAWRENCE
- **Op Woodcutter** Attempt murder investigation. York. 4 persons charged with conspiracy to murder.
- **Gross negligence manslaughter investigation.** Craven area. Male Sentenced to 49 months in total for cannabis cultivation, possession of indecent images and the wilful neglect.
- **Op Curve** fatal agricultural incident at Tadcaster. Investigation jointly with HSE.
- **Op Conifer.** Murder investigation. York. 06/03/17. 19 year old male charged with murder and currently on remand.
- **Op Concise.** Murder investigation commencing 13/04/17 at Catterick. 51 year old male charged and currently remanded in custody.

VICTIM BASED CRIME BY DISTRICT v PREVIOUS YEARS

NO OF CRIMES	2017/18	
HAMBLETON	235	
CHANGE 17/18 v 16/17	23	10.8%
CHANGE 17/18 v 15/16	34	16.9%

NO OF CRIMES	2017/18	
RICHMONDSHIRE	121	
CHANGE 17/18 v 16/17	7	6.1%
CHANGE 17/18 v 15/16	1	0.8%

NO OF CRIMES	2017/18	
RYEDALE	101	
CHANGE 17/18 v 16/17	-16	-13.7%
CHANGE 17/18 v 15/16	13	14.8%

NO OF CRIMES	2017/18	
SCARBOROUGH	573	
CHANGE 17/18 v 16/17	51	9.8%
CHANGE 17/18 v 15/16	51	9.8%

NO OF CRIMES	2017/18	
HARROGATE	505	
CHANGE 17/18 v 16/17	57	12.7%
CHANGE 17/18 v 15/16	58	13.0%

NO OF CRIMES	2017/18	
CRAVEN	126	
CHANGE 17/18 v 16/17	-5	-3.8%
CHANGE 17/18 v 15/16	-43	-25.4%

NO OF CRIMES	2017/18	
YORK	931	
CHANGE 17/18 v 16/17	42	4.7%
CHANGE 17/18 v 15/16	91	10.8%

NO OF CRIMES	2017/18	
SELBY	310	
CHANGE 17/18 v 16/17	65	26.5%
CHANGE 17/18 v 15/16	34	12.3%

Localised exceptions of note :

- **Shop theft** – small rises in York, Harrogate & Scarborough – Tends to be a mix of convenience and larger supermarket/department stores. With foodstuffs and alcohol being taken
- **Criminal Damage** – small increases forcewide. No specific patterns. In the main a look at the MO data shows much of the crime is reported to NYP whereby “unknown” offenders have cause damage before “making off unseen/unheard”.

The above is a presentation of year on year statistics. For latest local data displayed on a map for your area go to www.police.uk and enter your postcode

ASB BY DISTRICT v PREVIOUS YEARS

NO OF ASB	2017/18	
HAMBLETON	206	
CHANGE 17/18 v 16/17	-4	-1.9%
CHANGE 17/18 v 15/16	10	5.1%

NO OF ASB	2017/18	
RYEDALE	118	
CHANGE 17/18 v 16/17	16	15.7%
CHANGE 17/18 v 15/16	32	37.2%

NO OF ASB	2017/18	
RICHMONDSHIRE	124	
CHANGE 17/18 v 16/17	37	42.5%
CHANGE 17/18 v 15/16	-8	-6.1%

NO OF ASB	2017/18	
SCARBOROUGH	554	
CHANGE 17/18 v 16/17	47	9.3%
CHANGE 17/18 v 15/16	31	5.9%

NO OF ASB	2017/18	
HARROGATE	502	
CHANGE 17/18 v 16/17	109	27.7%
CHANGE 17/18 v 15/16	110	28.1%





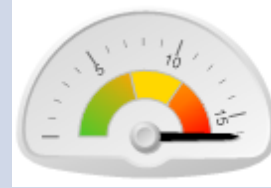
NO OF ASB	2017/18	
CRAVEN	113	
CHANGE 17/18 v 16/17	0	0.0%
CHANGE 17/18 v 15/16	18	18.9%

NO OF ASB	2017/18	
YORK	691	
CHANGE 17/18 v 16/17	-16	-2.3%
CHANGE 17/18 v 15/16	-114	-14.2%

- **Op Yeehaw** - Crime / ASB /street drinking in Harrogate town centre. High visibility partnership operation targeting a particular area of the town. Utilising Dispersal and Public Space Protection Order

NO OF ASB	2017/18	
SELBY	272	
CHANGE 17/18 v 16/17	62	29.5%
CHANGE 17/18 v 15/16	5	1.9%

FORCE CONTROL ROOM

999 EMERGENCY CALLS			NON EMERGENCY CALLS	
Avg Ans Speed	% Ans in 10sec	% to 2nd Line	Avg Ans Speed	% Abandoned
10 Sec	76.0%	0.8%	113 Sec	16.2%
				
Trend Stable	Trend Stable	Trend Stable	Trend Stable National Avg 48 Sec (15/16)	Trend Stable National Avg 6.3% (15/16)

Background:

- Current FCR performance indicators have been outside normal range since July 2016.
- NYP has seen an increase in demand into the FCR
- A more in-depth update on FCR performance was presented to this meeting in February, the below is an updated position:

April update:

- Small improvements on March position across all indicators.
- A peer review has recently been completed by Police Service Northern Ireland (PSNI) and NYP are looking to adopt the recommendations.

In context:

- NYP remains one of the best performing forces for 999s according to BT Performance remains on a par with the 10 second measurement, with very few calls being transferred to the secondary line.
- Nationally forces are reporting increases in demand and longer wait times.
- Nationally there has been a 13% increase in 999 demand across all emergency services

HR OVERVIEW

Police Officers

	Apr 17	May 17	Jun 17	Jul 17	Aug 17	Sep 17	Oct 17	Nov 17	Dec 17	Jan 18	Feb 18	Mar 18	Mar 19
Officer Long Term FTE Target	1400.0	1400.0	1400.0	1400.0	1400.0	1400.0	1400.0	1400.0	1400.0	1400.0	1400.0	1400.0	1400.0
Officer FTE Budget for the month after vacancy factor	1379.30	1371.30	1380.30	1369.30	1363.30	1360.30	1353.30	1363.30	1357.30	1373.30	1367.30	1363.30	1371.00
Actual/ Projected Officer Numbers (includes recruitment)	1355.11	1,354.10	1,363.10	1,352.10	1,346.10	1,371.10	1,365.10	1,361.10	1,355.10	1,380.10	1,377.10	1,373.10	1,394.10

The above figures have been amended to include the Officer FTE Budget for the month after vacancy factor and also what the projected numbers are for the rest of the financial year (figures in shaded boxes).

The actual number of Officers has decreased by 12.99 FTE from the previous month.

Further intakes of officers are planned in the next financial year in order to meet the figure of 1400. This takes into account officers leaving the service to retire or for other reasons as well as current gaps.

PCSO

	Apr 17	May 17	Jun 17	Jul 17	Aug 17	Sep 17	Oct 17	Nov 17	Dec 17	Jan 18	Feb 18	Mar 18	Mar 19
PCSO Long Term FTE Target	214.0	214.0	214.0	214.0	214.0	214.0	214.0	214.0	214.0	214.0	214.0	214.0	214.0
PCSO FTE Budget for the month after vacancy factor	200.00	200.00	200.00	200.00	200.00	200.00	214.00	214.00	214.00	214.00	214.00	214.00	214.00
Actual/ Projected PCSO Numbers (includes recruitment)	181.58	180.86	179.86	177.86	177.86	200.86	200.86	199.86	197.86	225.86	224.86	222.86	212.86

The actual number of PCSO's has decreased by 0.28 FTE from the previous month.

The next intake of PCSO's is September 2017.

HR OVERVIEW

Staff

	Apr 17	May 17	Jun 17	Jul 17	Aug 17	Sep 17	Oct 17	Nov 17	Dec 17	Jan 18	Feb 18	Mar 18	Mar 19
OPCC	9.0	9.0	9.0	9.0	9.0	9.0	9.0	9.0	9.0	9.0	9.0	9.0	9.0
Project Staff (incl Agency)	81.0	81.0	81.0	79.5	74.0	72.9	20.9	20.5	20.5	20.5	20.5	19.5	0.0
Corporate Services (including Commissioned Services)	196.3	196.3	196.3	217.3	217.3	217.3	217.3	217.3	217.3	217.3	217.3	217.3	220.0
Chief Constable	900.5	900.5	900.5	897.5	896.5	896.1	898.6	900.1	899.1	899.1	897.1	897.1	851.4
Total Staff FTE Budget for the month	1,176.8	1,186.8	1,186.8	1,203.3	1,196.8	1,195.3	1,145.8	1,146.9	1,145.9	1,145.9	1,143.9	1,142.9	1,080.4
Permanent Staff FTE	970.43												
Temporary Staff FTE (not including agency)	84.60												
Agency Staff FTE	42.53												
Total Staff against budget FTE	1097.56												

The Staff Budget has been adjusted for 2017/ 18. The budget is managed on a monthly basis depending upon business requirements and therefore is likely to change during the financial year.

OPCC figures do not include the PCC or the Deputy PCC.

The total number of actual Staff has decreased by 0.59 FTE from the previous month.

The number of agency staff has decreased by 7.86 from the previous month:

20.00 x agency staff are in supernumerary posts.

22.53 x agency staff are backfill or interim postings against established posts (includes part time agency staff).

GLOSSARY

Reading the performance data

- The numbers shows performance against the previous year
- The dashboard graphic for operational crime, ASB and KSI data is an assessment of the latest month against a normal month based on the 2015/16 reporting period. The position of the needle describes the month results relative to a linear average. This allows for factors such as seasonal trends or the impact of single one off events to be explained. As the desired direction of travel can be up or down (e.g. increasing crime is negative but an increasing resolution % positive) the graphics alternate the red/green colouring accordingly.

Glossary

- ASB = Anti-Social Behaviour
- CMS = Community Messaging System
- Crimes Against Society = These are crimes which do not have a “named victim” i.e.. the offence is against The Crown. These are usually (but not always) are as the direct result of police intervention/proactivity e.g a drugs operation. In North Yorkshire & City of York approx 10% of crimes are “Against Society” therefore it is important to make the clear distinction from Victim Based Crime.
- Fraud Offences = These are not included in the crime statistics as they are not reported by forces to the Home Office. Instead these crimes are passed to Action Fraud and statistics are collated by that agency
- I Grade = priority assigned by control room for an incident requiring ImmEDIATE police response
- KSI = A casualty Killed or Seriously Injured as a result of a Road Traffic Collision on a public road
- MCU = Major Crime Unit
- MO = Modus Operandi
- NPS = New PsychoaSive Substances is the official term for Legal Highs
- NTE = Night Time Economy
- NRCT = Northern Roads Crime Team – Roads Policing with some firearms capability
- NST = Neighbourhood Support Team – a specialist unit which is deployed around the force through tactical bidding process
- OPL = Over Prescribed Limit typically the term used to describe failing a breath test
- P&CP = Police & Crime Plan document setting out the Police & Crime Commissioner’s priorities
- PCC = Police & Crime Commissioner
- PCSO = Police Community Support Officer
- PSG = Performance Steering Group is an internal meeting chaired by a Chief Officer monitoring statistics & trends
- Resolved Outcome = A crime where an offender has been dealt with through sanction or restorative justice.
- RPG = Roads Policing Team
- Sanction Detection = A historical method of looking at how crimes were resolved. A sanction detection includes where an offender is Charged, Cautioned, given a Penalty Notices for Disorder or Cannabis Warning or Fixed Penalty Notices, and where an offender has crimes Taken Into Consideration (TIC - see below).
- TIC = Taken Into Consideration is typically where an offender admits to further offences to avoid potentially being pursued for these at a later date.
- TTCG = Tactical Tasking & Co-ordination Group is an internal meeting which directs resources to tackle specific problems