

Report on Public Consultation on Fire and Rescue Service and Police Collaboration

August 2016

Background & Need for this Project

The Policing and Crime Bill that is currently progressing through Parliament will provide a legal duty for emergency services to collaborate. As such it also provides the opportunity for Police and Crime Commissioners (PCC) to replace Fire Authorities and take responsibility for Fire and Rescue Services in their area. This has led the PCC for North Yorkshire to consider the potential of enhanced collaboration with North Yorkshire Fire and Rescue Service.

Various options are available for North Yorkshire Fire and Rescue Service to align either with North Yorkshire Police, or to align with a neighbouring Fire and Rescue Service, such as Humberside. Both options are viable and represent a clear choice to the people of North Yorkshire. With a decision of such magnitude for the future safeguarding of the people who live in North Yorkshire it is deemed appropriate that a careful and complete consultation is undertaken.

At this earliest stage it is important to obtain an initial sounding from the people of North Yorkshire to assess where the current consensus in opinion lies, and to input into the scope for a more detailed and complete consultation process which may have to follow.

Survey Design

At the heart of this preliminary consultation is a need to understand what the public's appetite and immediate and instinctive response is to collaboration in both suggested forms – between North Yorkshire Police and North Yorkshire Fire and Rescue Service or between Fire and Rescue Services in North Yorkshire and Humberside.

The survey was designed to measure the initial response to the concept or idea of greater collaboration or integration – **are our public in favour of any collaboration?** Subsequently the survey went on to test the public reaction to the two options on the table and then whether the inclusion of additional information about the rationale, the potential initial budget savings and the future of a more collaborative service would significantly change the initial reaction measured in the absence of any such information. This line of questioning is summarised in Figure 1 below:

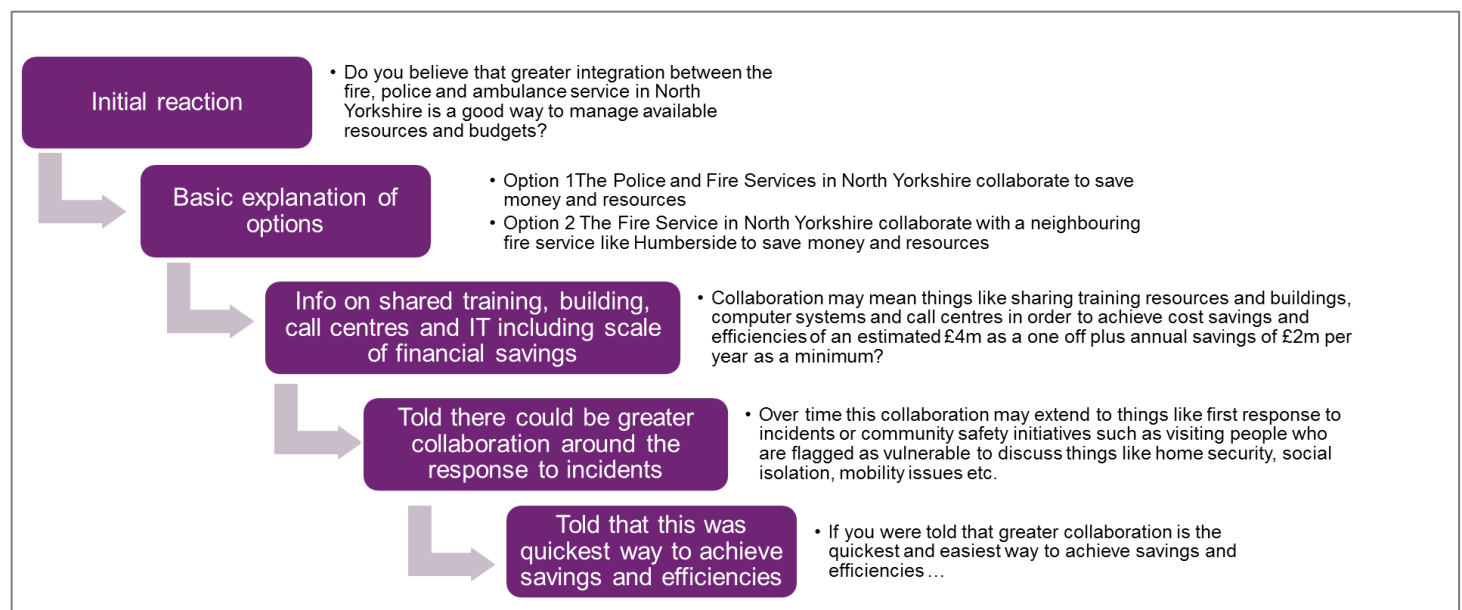


Figure 1. Design overview

The survey took just under 5 minutes to conduct, a copy of the questionnaire can be found attached in the Appendix.

Sample and Data Collection

1050 North Yorkshire residents aged 18-75 were surveyed using a combination of telephone and face to face in street interviews. This is 50 more than proposed as we asked for an additional 50 as insurance against interviewers not being able to complete their shifts.

The telephone and face to face interviewers were given a quota to work to which was based upon population statistics for North Yorkshire sourced from The Office of National Statistics (ONS). The quota specified responses by district, age group, gender, and socio-economic group (SEG). The resulting data has been weighted to correct for any deviations from this specification. The final unweighted achieved sample is in the table below. (See questionnaire section in Appendix for target sample).

n	NET	Male	Female	18-29 years	30 - 44 years	45 - 59 years	60+ years	AB	CI	C2	DE	Refused	Council tax Payer
Craven	70	34	36	8	18	23	21	12	21	22	15	0	61
Hambleton	112	52	60	15	31	31	35	23	38	23	25	3	97
Harrogate	200	97	103	33	56	56	55	44	63	42	51	0	174
Richmondshire	62	31	31	12	13	18	19	9	16	18	19	0	53
Ryedale	91	45	46	15	20	31	25	17	26	13	35	0	83
Scarborough	168	77	91	18	36	51	63	30	40	31	63	4	153
Selby	100	50	50	15	31	28	26	16	35	20	28	1	93
York	247	118	129	56	66	58	67	56	69	59	63	0	207
NET	1050	504	546	172	271	296	311	207	308	228	299	8	921

Figure 2. Achieved sample profile

The sample of n=1050 provides estimates of proportions with a maximum confidence of +/- 3 % using the 95% significance level. Any statistically significant differences in the data by sub groups (District or Demographics) have been flagged in this report. Further details on confidence intervals at a District level can be found in the Appendix.

Findings

From across North Yorkshire

Before we get into any differences by different Districts or population segments we shall focus on the findings for the population of North Yorkshire as a whole.

The first question we asked the public was whether they believe that greater integration between the fire, police and ambulance service in North Yorkshire is a good way to manage available resources and budgets. Over half of people (62%) believe this and only a fifth (22%) rejected this idea (See Figure 3 below).

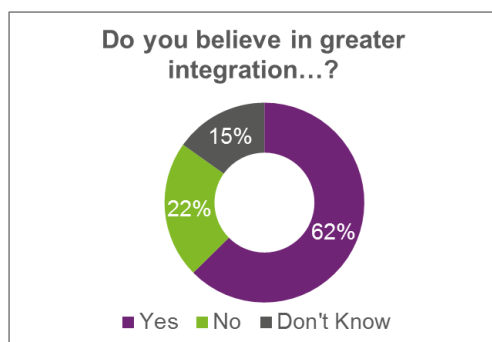


Figure 3. Initial response to idea of integration. Base: All respondents n=1000

The concerns raised fall under 3 main areas:

- A suspected fall in service levels through poorer coverage and less well trained staff

- Further Job and funding cuts
- A reduction in efficiency due to an increased organisation size and associated leadership issues

Figure 4. below shows that the majority of the population is in favour of greater integration and in favour of that integration being one of the two options on the table. The additional information provided does not significantly impact the overall proportion of people in favour of a change although different pieces of information do encourage support from different people, the result being that **73%** of people were in favour of one of the options on the table at some point during the questioning.

Figure 4 also shows how there is an overwhelming preference for Option I (Greater collaboration between the Police and Fire Service in North Yorkshire) over Option 2 (Cross border collaboration between Fire Services involving North Yorkshire and Humberside). This preference is underpinned by a higher average rating of Option I compared to Option 2 (Maximum average score given being 7.6 out of 10 for Option I compared to 5.8 out of 10 for Option 2).

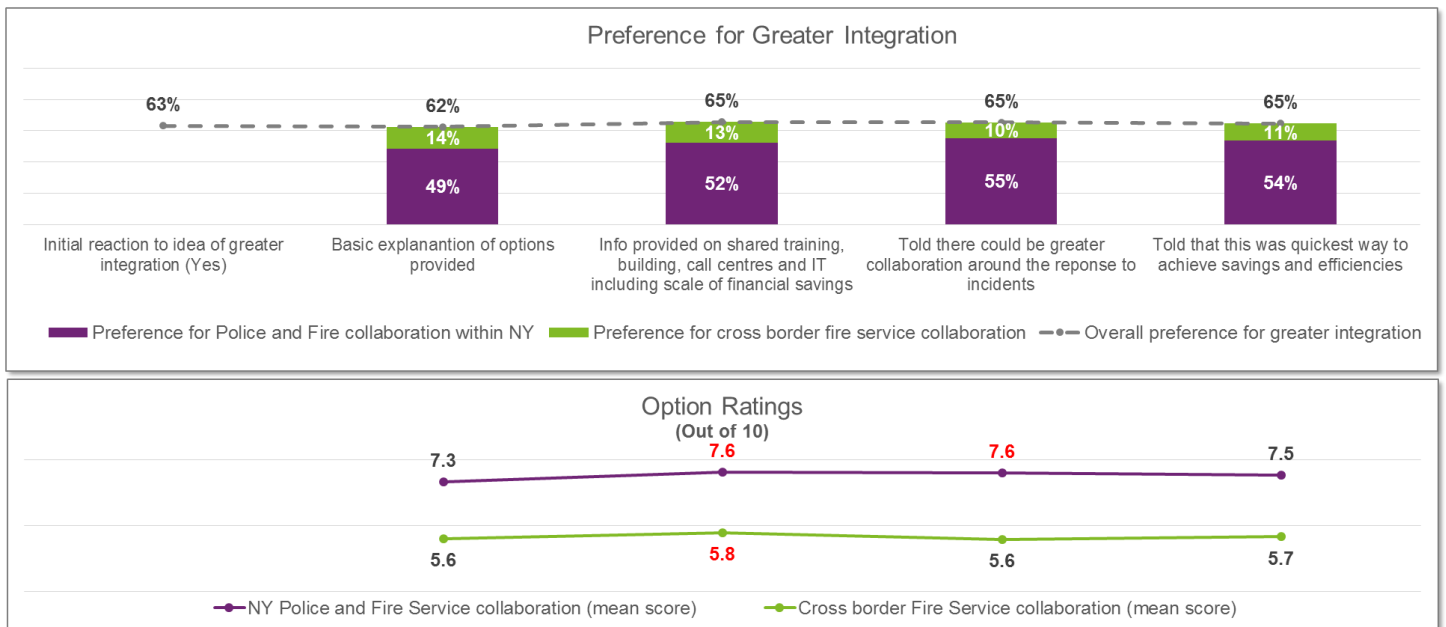


Figure 4. Preferences and Option Ratings. **Base:** All respondents n=1050

We went on to ask whether, if the respondent had to choose between the two options, which would they prefer. The results of this are in Figure 5 and again show an overwhelming preference for Option I (Greater collaboration between the Police and Fire Service in North Yorkshire). When asked whom should manage the collaboration, over half of people preferred it to be the Police & Crime Commissioner. Preference for the Police & Crime Commissioner was in the order of 2:1 in favour versus a committee of elected councillors. The largest proportion expressed a strong preference (30%).

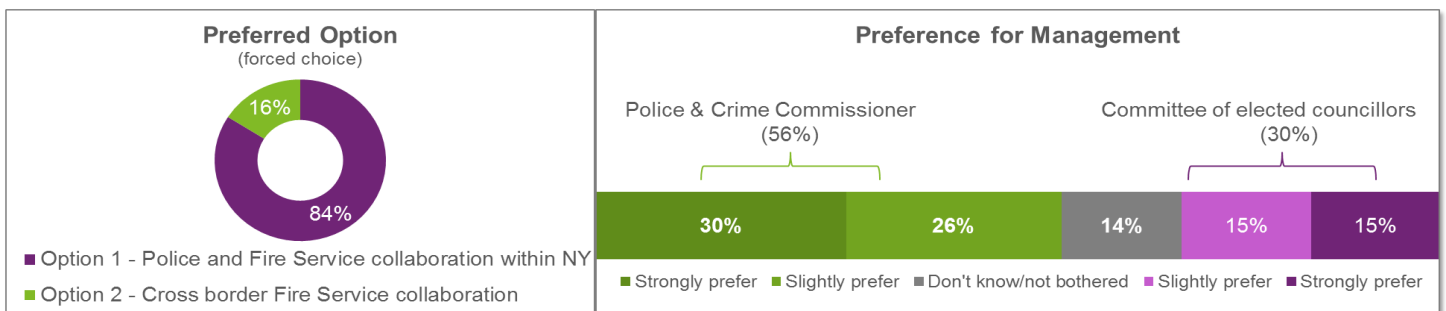


Figure 5. Forced choice preference and management preferences. **Base:** All respondents n=1050

Findings by District

We found some variations by District which are displayed on the map below (Figure 6). Whilst we did find some statistically significant differences (notably Scarborough and Selby), the main picture is the same, i.e. a majority preference for greater integration/collaboration and for Option 1 (Greater collaboration between the Police and Fire Service in North Yorkshire). Selby in particular has an adjacency and perhaps a sense of affinity with Humberside but the overall preference there remained overwhelmingly in favour of a North Yorkshire focused collaboration.

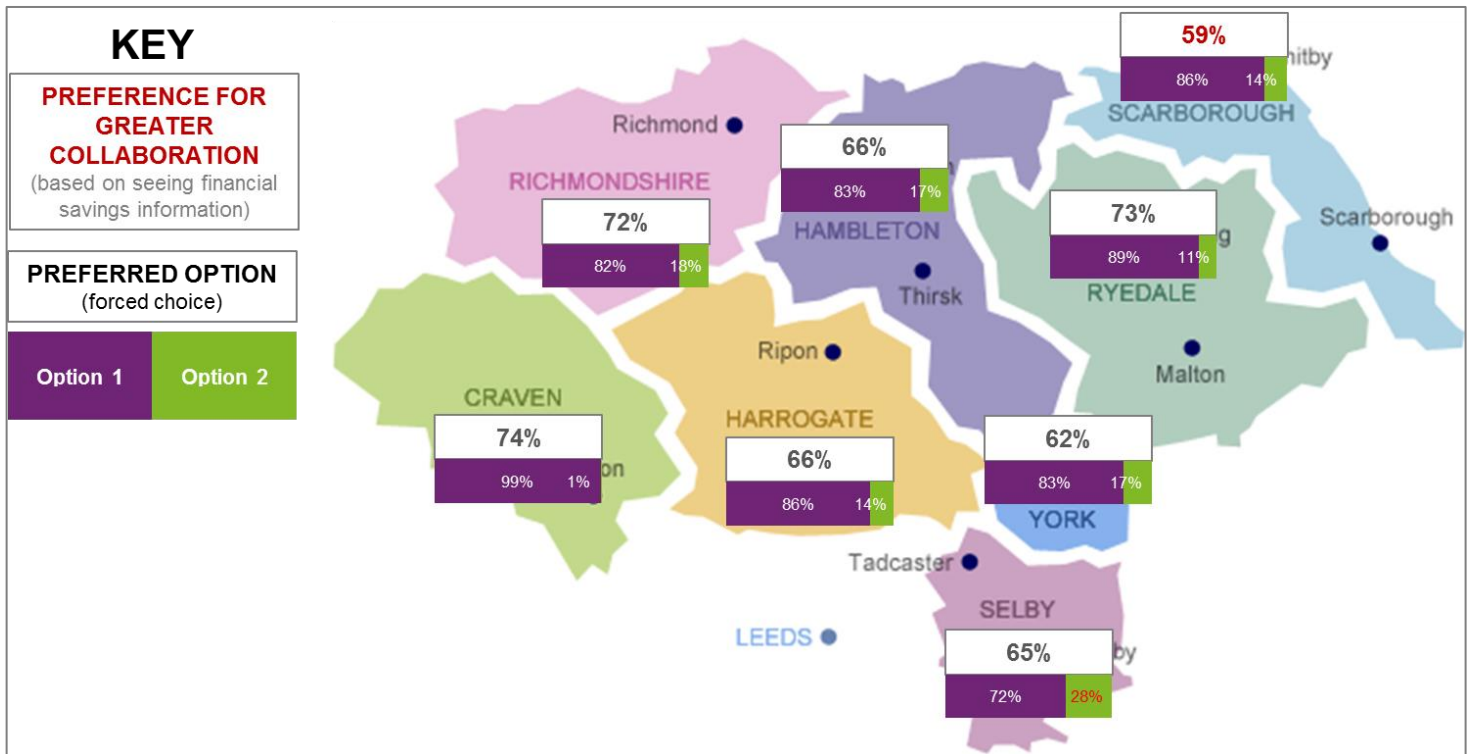


Figure 6. Key data by District. **Base:** All Respondents

Variations by other sub groups

Statistically speaking, women are more likely to be supportive of more integration across all questions asked (68% versus 62% for support based on financial savings) however it is still supported by the majority of both genders. There's no strong evidence of differences by gender with regards to what is the preferred option for further integration.

There's no strong evidence of a variation in support for more integration by different age groups, SEGs or whether the respondent was a Council Tax payer. Nor is there with what the preferred option would be – Option 1 is the preferred option for the majority (Greater collaboration between the Police and Fire Service in North Yorkshire).

Conclusions

The results from this representative and robust sample of North Yorkshire residents is clear. When asked to choose only between the two options, the preference for a North Yorkshire collaboration model outweighs a service based collaboration by 5:1. It also underlines that this is an immediate and instinctive response. The revelation around more details related to the level of potential savings did little to sway the majority opinion.

However it is important in developing plans around a closer collaboration or more integrated fire and police service to be aware of the publics' main areas of concern which seem to focus on falls in service levels, funding cuts and issues around leadership and specifically what that means in terms of response and efficiency. This research makes it clear that most people understand the benefits of change but are cautious about the motives behind change.

Appendix

Minimum confidence intervals by District at 95% significance level

	n	Maximum CI (+/-%)
Craven	70	11.7
Hambleton	112	9.3
Harrogate	200	6.9
Richmondshire	62	12.5
Ryedale	91	10.3
Scarborough	168	7.6
Selby	100	9.8
York	247	6.3

Note: The figures quoted above are the maximum confidence intervals and relates to an answer proportion of 50%. The more extreme the answer proportion (e.g. 10% or 90%) the lower the confidence interval will be. The significance level refers to how sure we can be that the total population result (i.e. if we'd spoken to everyone) would fall within the confidence interval.

Weighting

The data was weighted to the following profile.

	Total	18-29	30-44	45-59	60-75	AB	C1	C2	DE	Male	Female
Craven	70	8	19	20	24	15	22	14	19	34	36
Hambleton	112	15	32	31	33	26	35	22	29	52	60
Harrogate	200	31	59	52	58	45	62	40	52	100	100
Richmondshire	62	13	17	15	16	14	19	12	16	28	34
Ryedale	68	9	17	19	23	16	21	14	18	34	34
Scarborough	142	20	35	38	50	32	44	29	37	66	76
Selby	100	15	31	28	26	23	31	20	27	50	50
York	246	54	68	57	67	57	76	49	64	120	126
	1000	165	277	260	297	227	310	200	261	484	516

Questionnaire

Project:	Police & Fire Service Collaboration Survey
Fieldwork Starts	August 2016
Sample Size:	N=1000 Council Tax Payers
Data Collection:	Telephone and face to face
Job Number	11697

Sample

Council Tax Payers / Residents in North Yorkshire mixed by age, gender and SEG

	Total	18-29	30-44	45-59	60-75	AB	C1	C2	DE	Male	Female
Craven	70	8	19	20	24	15	22	14	19	34	36
Hambleton	112	15	32	31	33	26	35	22	29	52	60
Harrogate	200	31	59	52	58	45	62	40	52	100	100
Richmondshire	62	13	17	15	16	14	19	12	16	28	34
Ryedale	68	9	17	19	23	16	21	14	18	34	34
Scarborough	142	20	35	38	50	32	44	29	37	66	76
Selby	100	15	31	28	26	23	31	20	27	50	50
York	246	54	68	57	67	57	76	49	64	120	126
	1000	165	277	260	297	227	310	200	261	484	516

Interviewer Name:

Date of interview:

District:

Craven	1
Hambleton	2
Harrogate	3
Richmondshire	4
Ryedale	5
Scarborough	6
Selby	7
York	8



SECTION I INTRODUCTION AND SCREENING

Good morning/afternoon/evening. My name is xxxx and I'm from Feedback Market Research. We are conducting a very short survey on behalf of North Yorkshire's Police and Crime Commissioner to get your views on the way our police and fire services could work in the future.

I will take no more than 4-5 minutes of your time.

SC

SI Are you a resident of (MENTION DISTRICT) and responsible for, or jointly responsible for, paying the Council Tax in your household

- Resident only..... 1
- Resident and Council Tax payer 2
- No..... 3 **CLOSE**

COLLECT ACTUAL AGE AND CODE

S2 Before we start, please could you confirm your age?

- Under 18 years 1 **CLOSE**
- 18-29 years 2
- 30 - 44 years..... 3
- 45 – 59 years..... 4
- 60 – 75 years..... 5
- Over 75 8 **CLOSE**

SC

S3 DO NOT ASK

- Male..... 1
- Female..... 2

SC

S4 What is the occupation of the Chief Wage Earner in your household? Write in and Code Below:

-
- AB..... 1
 - CI 2
 - C2..... 3
 - DE..... 4

SECTION 2 MAIN SURVEY

READ OUT: Today our Emergency Services like fire, police and ambulance remain under pressure to cut costs while trying to retain as much of the front line service as possible.

SC

Q1 Do you believe that greater integration between the fire, police and ambulance service in North Yorkshire is a good way to manage available resources and budgets?

- Yes..... 1
- No..... 2
- Don't know 3

OE ASK ALL

Q2 Do you have any specific concerns about this idea?

Q3a Using a score between 0 and 10 where 0 is 'very bad' and 10 is very good, how good an idea do you think each of the following options are?

**READ OUT OPTIONS & WRITE IN SCORE NEXT TO EACH OPTION BOX
ROTATE ORDER FOR EACH SUBSEQUENT RESPONDENT**

0	1	2	3	4	5	6	7	8	9	10
Very bad					Neutral					Very good

OPTION 1 - The Police and Fire Services in North Yorkshire collaborate to save money and resources	
OPTION 2 - The Fire Service in North Yorkshire collaborate with a neighbouring fire service like Humberside to save money and resources	

ONLY ASK THEM TO ASSESS HIGHEST SCORING OPTION FROM Q3a VERSUS 'KEEP AS IS' UNLESS SCORE SAME – THEN INCLUDE BOTH OPTIONS

Q3b What would your preferred option be?

OPTION 1 - The Police and Fire Services in North Yorkshire collaborate to save money and resources	1
OPTION 2 - The Fire Service in North Yorkshire collaborate with a neighbouring fire service like Humberside to save money and resources	2
Keep it as it is and make no changes	3

Q4a Collaboration may mean things like sharing training resources and buildings, computer systems and call centres in order to achieve cost savings and efficiencies of an estimated £4m as a one off plus annual savings of £2m per year as a minimum?

Using the same scale: can you give me a score for ... ?

**READ OUT OPTIONS & WRITE IN SCORE NEXT TO EACH OPTION BOX
MAINTAIN SAME ORDER AS Q3**

0	1	2	3	4	5	6	7	8	9	10
Very bad					Neutral					Very good

OPTION 1 - The Police and Fire Services in North Yorkshire collaborate to save money and resources	
OPTION 2 - The Fire Service in North Yorkshire collaborate with a neighbouring fire service like Humberside to save money and resources	

ONLY ASK THEM TO ASSESS HIGHEST SCORING OPTION FROM Q4a VERSUS 'KEEP AS IS' UNLESS SCORE SAME – THEN INCLUDE BOTH OPTIONS

Q4b What would your preferred option be now?

OPTION 1 - The Police and Fire Services in North Yorkshire collaborate to save money and resources	1
OPTION 2 - The Fire Service in North Yorkshire collaborate with a neighbouring fire service like Humberside to save money and resources	2
Keep it as it is and make no changes	3

Q5a Over time this collaboration may extend to things like first response to incidents or community safety initiatives such as visiting people who are flagged as vulnerable to discuss things like home security, social isolation, mobility issues etc.

Using the same scale: can you give me a score for ... ?

READ OUT OPTIONS & WRITE IN SCORE NEXT TO EACH OPTION BOX MAINTAIN SAME ORDER AS Q3

0	1	2	3	4	5	6	7	8	9	10
Very bad					Neutral					Very good

OPTION 1 - The Police and Fire Services in North Yorkshire collaborate to save money and resources	
OPTION 2 - The Fire Service in North Yorkshire collaborate with a neighbouring fire service like Humberside to save money and resources	

ONLY ASK THEM TO ASSESS HIGHEST SCORING OPTION FROM Q5a VERSUS 'KEEP AS IS' UNLESS SCORE SAME – THEN INCLUDE BOTH OPTIONS

Q5b What would your preferred option be now?

OPTION 1 - The Police and Fire Services in North Yorkshire collaborate to save money and resources	1
OPTION 2 - The Fire Service in North Yorkshire collaborate with a neighbouring fire service like Humberside to save money and resources	2
Keep it as it is and make no changes	3

Q6a If you were told that greater collaboration is the quickest and easiest way to achieve savings and efficiencies ...

Using the same scale: can you give me a score for ... ?

READ OUT OPTIONS & WRITE IN SCORE NEXT TO EACH OPTION BOX MAINTAIN SAME ORDER AS Q3

0	1	2	3	4	5	6	7	8	9	10
Very bad					Neutral					Very good



OPTION 1 - The Police and Fire Services in North Yorkshire collaborate to save money and resources	
OPTION 2 - The Fire Service in North Yorkshire collaborate with a neighbouring fire service like Humberside to save money and resources	

ONLY ASK THEM TO ASSESS HIGHEST SCORING OPTION FROM Q6a VERSUS ‘KEEP AS IS’ UNLESS SCORE SAME – THEN INCLUDE BOTH OPTIONS

Q6b Which of these is now your preferred option?

OPTION 1 - The Police and Fire Services in North Yorkshire collaborate to save money and resources	1
OPTION 2 - The Fire Service in North Yorkshire collaborate with a neighbouring fire service like Humberside to save money and resources	2
Keep it as it is and make no changes	3

ASK ALL SC

Q7 If you were told that a collaboration between North Yorkshire and Humberside Fire services could lead to an additional increase in the Council Tax contribution for Fire Services for residents of North Yorkshire, because currently residents in Humberside pay more than residents in North Yorkshire ...

Which of these is now your preferred option?

OPTION 1 - The Police and Fire Services in North Yorkshire collaborate to save money and resources	1
OPTION 2 - The Fire Service in North Yorkshire collaborate with a neighbouring fire service like Humberside to save money and resources	2

ASK ALL READ OUT

Q8 Looking to the future; **IF** the Police and Fire Services were to collaborate more closely within North Yorkshire - two options exist in terms of the way the responsibility to the public of North Yorkshire for a more integrated Fire Service is managed.

Option 1: is to bring the Fire Service under the responsibility of a single elected officer – the current Police & Crime Commissioner OR

Option 2: as a committee of elected councillors

Can you tell me which of these options you prefer as a way of managing a more integrated service across the County?

- Strongly prefer Option 1 1
- Slightly prefer Option 1 2
- Slightly prefer Option 2 3
- Strongly prefer Option 2 4
- Don't know / Not bothered 5

Thank you for your time. There may follow a fuller consultation on these changes early next year. Would you be willing to be re-contacted to get your views on more detailed proposals then? (IF YES: Record details below:



Name:	
Contact Telephone Number:	
Address Number	
Address Street	
Address Town	
Postcode	