



Domestic Abuse



T/ACC Phil Cain
D/Supt Nigel Costello

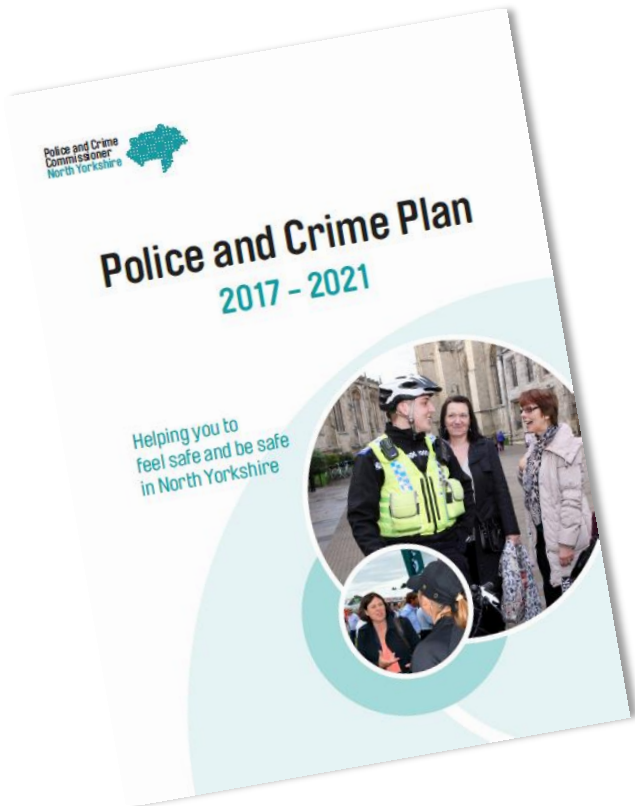


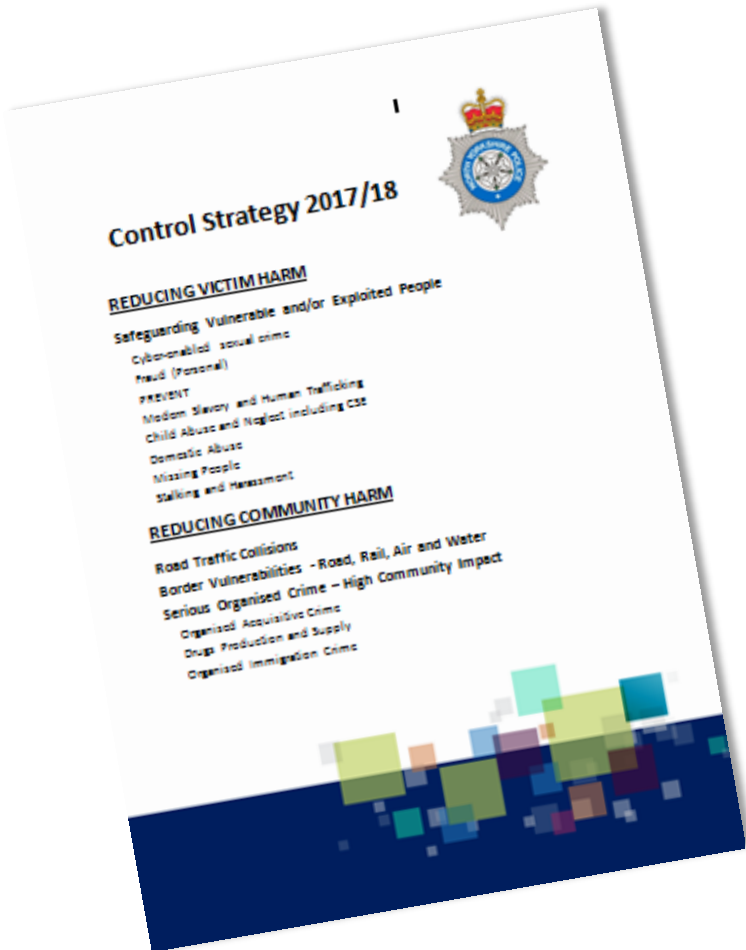


Police and Crime Plan (2017 – 2021)

Objective 2: An improved response and reduced harm to people at greater risk.

Increased confidence amongst the public, especially women and girls, that domestic abuse and violence will be dealt with effectively and compassionately will lead to an increase in reporting.

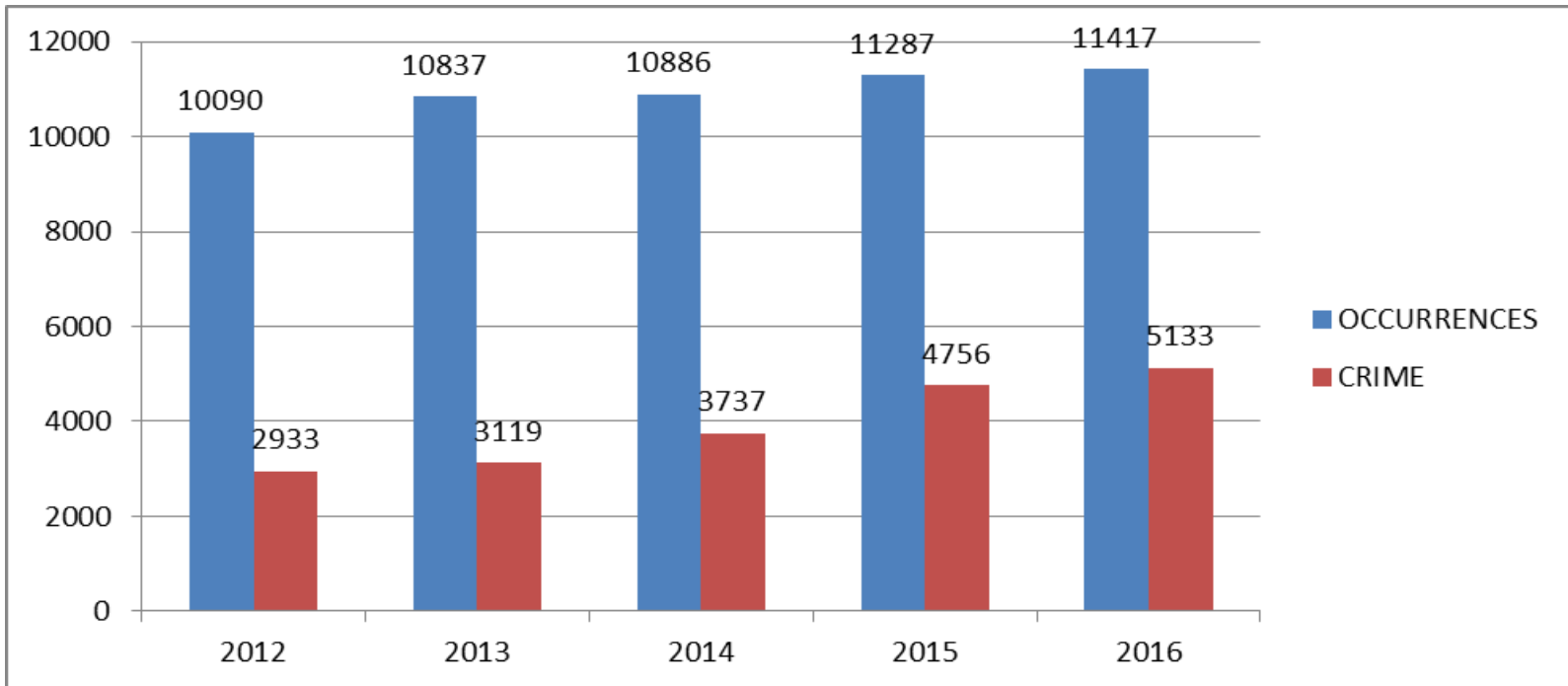





- **Control Strategy (2017-2018) -** Domestic Abuse is a priority under Safeguarding Vulnerable and/or Exploited People
- A revised Domestic Abuse problem profile was published in July 2017



Domestic Abuse occurrences and crime – 5 year trend data





Repeat Victims

Indicator	Trend	13/14	14/15	15/16	16/17	17/18
Rolling 12 month Repeat Victim rate for Domestic Abuse (Crimes)	<p>A bar chart showing the rolling 12-month repeat victim rate for domestic abuse crimes from 2013/14 to 2017/18. The y-axis ranges from 0 to 35. The x-axis shows the years 13/14, 14/15, 15/16, 16/17, and 17/18. The bars show an increasing trend, with an orange trend line overlaid. The values are 24.3%, 27%, 28.3%, 32.9%, and 34.4% respectively.</p>	24.3%	27%	28.3%	32.9%	34.4%
Rolling 12 month Repeat Victim rate for Domestic Abuse (Victims)	<p>A bar chart showing the rolling 12-month repeat victim rate for domestic abuse victims from 2013/14 to 2017/18. The y-axis ranges from 0 to 30. The x-axis shows the years 13/14, 14/15, 15/16, 16/17, and 17/18. The bars show an increasing trend, with an orange trend line overlaid. The values are 18.3%, 19.4%, 21.4%, 24.5%, and 25.4% respectively.</p>	18.3%	19.4%	21.4%	24.5%	25.4%



Repeat Perpetrators


Indicator	Trend	13/14	14/15	15/16	16/17	17/18												
Rolling 12 month Repeat Offender rate for Domestic Abuse	<table border="1"> <caption>Rolling 12 month Repeat Offender rate for Domestic Abuse</caption> <thead> <tr> <th>Year</th> <th>Rate (%)</th> </tr> </thead> <tbody> <tr> <td>13/14</td> <td>11.7%</td> </tr> <tr> <td>14/15</td> <td>10.2%</td> </tr> <tr> <td>15/16</td> <td>9.9%</td> </tr> <tr> <td>16/17</td> <td>7.3%</td> </tr> <tr> <td>17/18</td> <td>7.1%</td> </tr> </tbody> </table>	Year	Rate (%)	13/14	11.7%	14/15	10.2%	15/16	9.9%	16/17	7.3%	17/18	7.1%	11.7%	10.2%	9.9%	7.3%	7.1%
Year	Rate (%)																	
13/14	11.7%																	
14/15	10.2%																	
15/16	9.9%																	
16/17	7.3%																	
17/18	7.1%																	
			-1.5	-0.3	-2.6	-0.2												



Arrest Rates

Indicator	Trend	13/14	14/15	15/16	16/17	17/18
Arrest rate for DomAbuse: Violence with Injury		86.2%	85.1%	78.5%	82.1%	76.1%
			-1.1	-6.6	3.6	-6.1

Indicator	Trend	13/14	14/15	15/16	16/17	17/18
Arrest rate for DomAbuse: Violence without Injury		75.2%	67.6%	52.2%	59.6%	58.3%
			-7.6	-15.4	7.4	-1.3



Coercive / Controlling offences

Indicator	Trend	13/14	14/15	15/16	16/17	17/18
DomAbuse: Crimes of Controlling/ coercive behaviour					13	29
					0 (0%)	16 (123%)

Indicator	Trend	13/14	14/15	15/16	16/17	17/18
Arrest rate for DomAbuse: Controlling/coerci ve behaviour					60.4%	77%
					0	16.6



Prosecutions

- CPS data shows that the current number of convictions (668), in York and North Yorkshire, is the highest since 2011/12.
- Similarly, the number of defendants prosecuted (842) together with Guilty Pleas (631) has also increased.
- The York and North Yorkshire Conviction Rate for 2016/17 is higher than both National and Regional Conviction Rates.
- Discontinuance levels have however also increased and are at their highest since 2011/12.



Strengths

- Implementation of Operation Encompass
- Amendment of the DASH to include “In the eyes of the child”
- DASP process / perpetrator management
- DA survey – Leicestershire
- The creation of two Safeguarding Manager posts
- Implementation of the MAST and the national partnership award
- All DA incidents involving children are screened with partners
- DA prosecutions





Challenges

- HMIC Stalking and Harassment report (all forces)
- Coercion and control factors in suicides means they may now fit the criteria for the domestic homicide review
- Training
- Data quality
- Victimless Prosecutions
- Hard to reach / hidden communities



Opportunities

- Born Worn Video
- Daily MARAC
- A new Domestic Violence and Abuse Bill - announced in May 2017 and included within the Queen's Speech in June 2017
- A Domestic Violence and Abuse Commissioner will also be created
- Creates a consolidated new domestic abuse civil prevention and protection order regime.
- Campaigns
- N8 Collaboration – VAWG funding - Cambridge University research