




Public Accountability Board



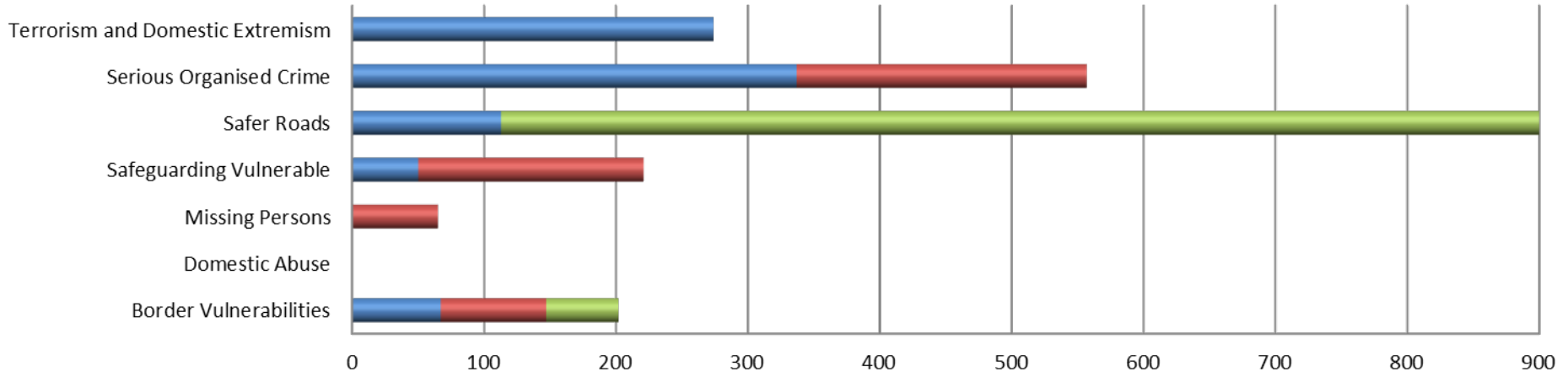
Meeting: April 2018

Reporting Period: March 2018



Proactivity – Proactive Policing

Proactive Tasking (hrs)

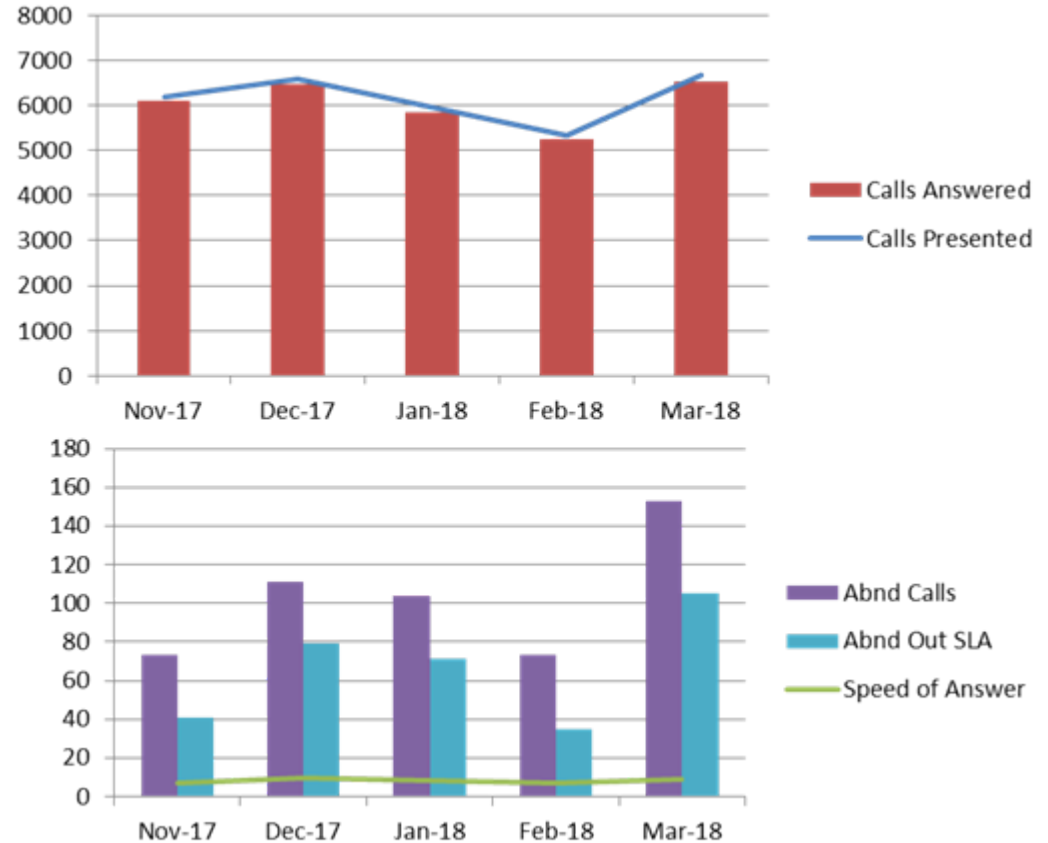


	Border Vulnerabilities	Domestic Abuse	Missing Persons	Safeguarding Vulnerable	Safer Roads	Serious Organised Crime	Terrorism and Domestic Extremism
■ FSU	67	0	0	50	113	337	274
■ OSU	80	0	65	171	0	220	0
■ RPG	55	0	0	0	787	0	0

Initial Contact – 999

Performance in the FCR continues to consolidate after the improvements made in Summer 2017.

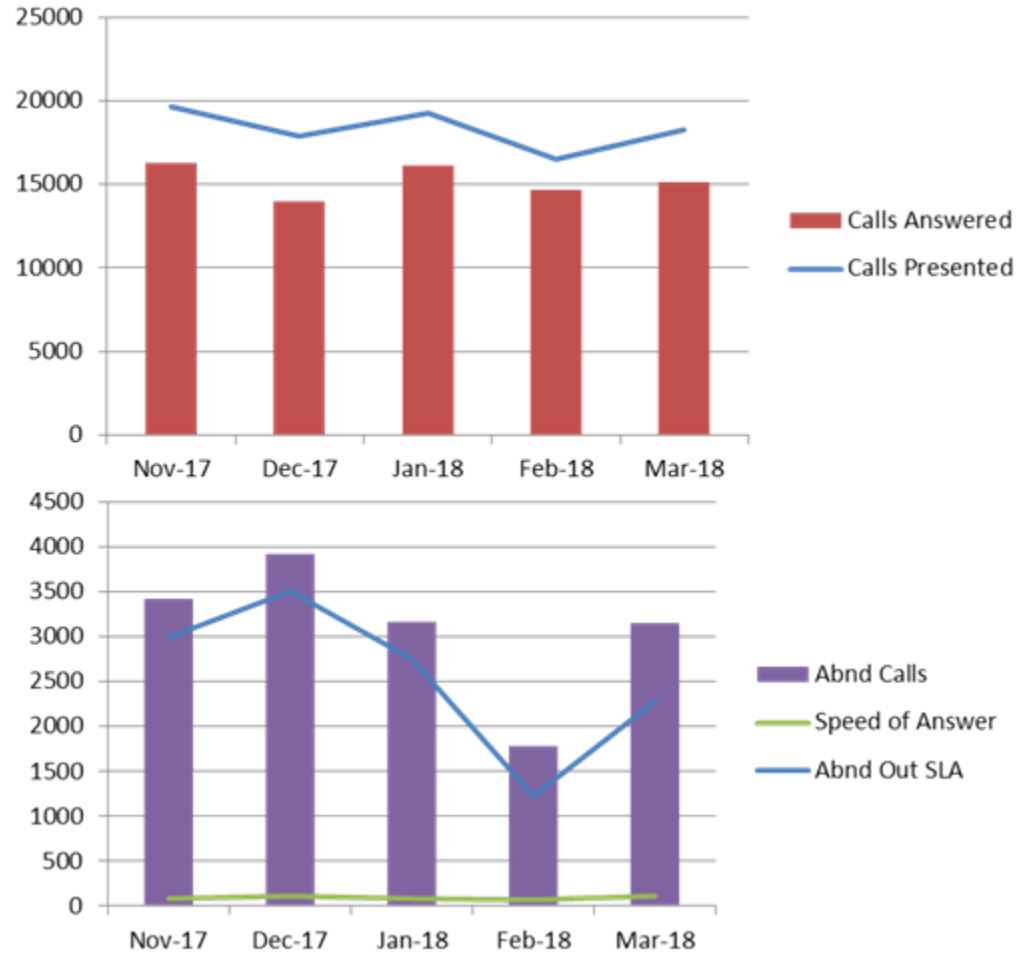
Month	Calls Presented	Calls Answered	Speed of Answer	Abnd Calls	Abnd Out SLA	% Abn (SLA)
Nov-17	6170	6097	7.3	73	41	0.70%
Dec-17	6585	6474	9.5	111	79	1.20%
Jan-18	5955	5851	8.6	104	71	1.20%
Feb-18	5318	5245	7	73	35	0.70%
Mar-18	6667	6514	9.3	153	105	1.60%



- Volumes continue to increase. There has been an increase of 1081 calls in March 2018 compared to March 2017.
- There has been an increase of 1348 999 calls during March 2018 compared to February 2018 (Although there are only 28 days in February this increase presents more than 3 days' normal volume)
- Calls to secondary and alternate lines should be under national guideline of 2%

Initial Contact - 101

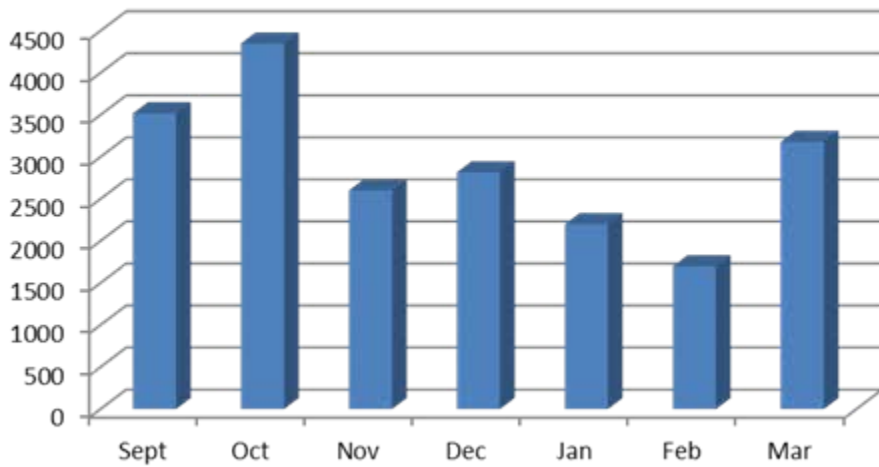
Month	Calls Presented	Calls Answered	Speed of Answer	Abnd Calls	Abnd Out SLA	% Abn (SLA)
Nov-17	19654	16241	91.7	3413	2997	15.20%
Dec-17	17904	13990	111.5	3914	3502	19.60%
Jan-18	19259	16097	82.5	3162	2751	14.30%
Feb-18	16482	14697	65.8	1785	1228	7.50%
Mar-18	18256	15107	107.4	3149	2281	12.50%



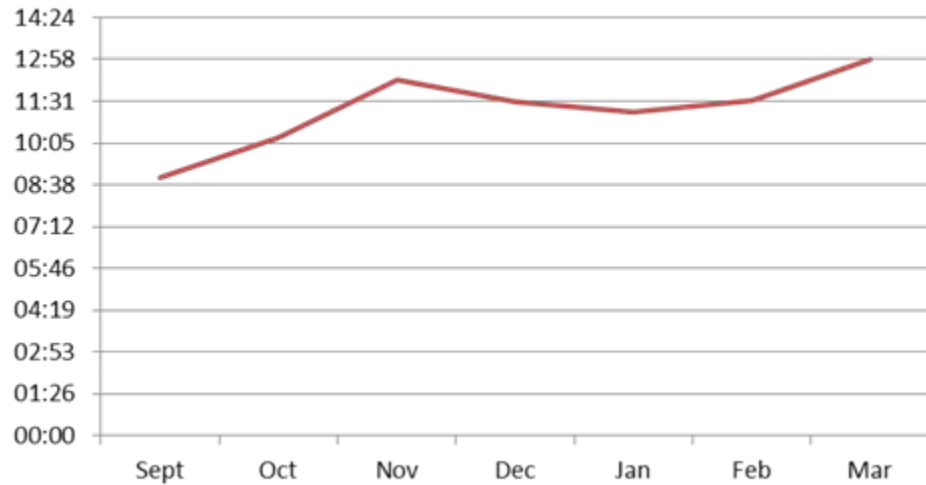
- An increase of 1776 calls in March 2018 than in February 2018, although this volume is similar to 3 days' normal volume.
- In comparison to March 2017, 24463 calls were received on the option 1 line, but this was before Operator and Queue Buster were introduced. Average call duration has increased by 1 minute compared to March 2017

Initial Contact – Q Buster

Requests for Call back



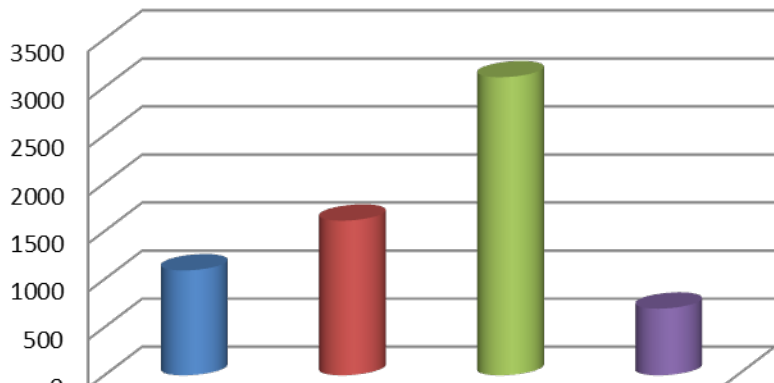
Average Call Back time



- Increased numbers of call backs have arisen from longer waiting time on Option 1
- Fewest number in any day has been 9 call backs on 2nd March when Option 1 calls were being answered in 14 seconds.
- The highest number in any day has been 215 call backs on 7th March when the average time to answer Option 1 calls was 4 mins 36 seconds.

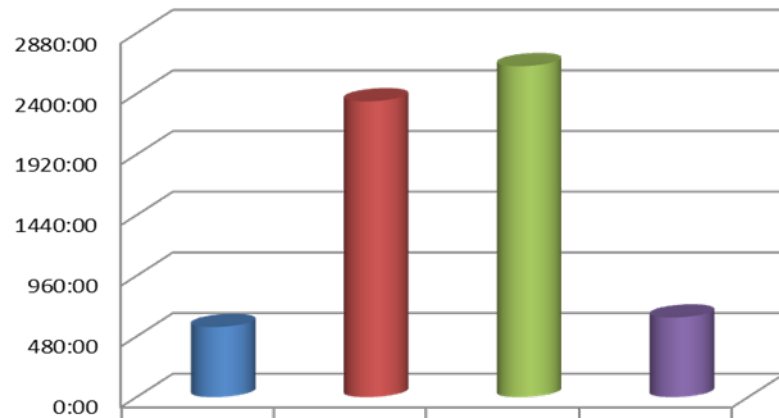
City Response (Calls for Service when an officer is dispatched – York and Selby)

Total Calls for Service



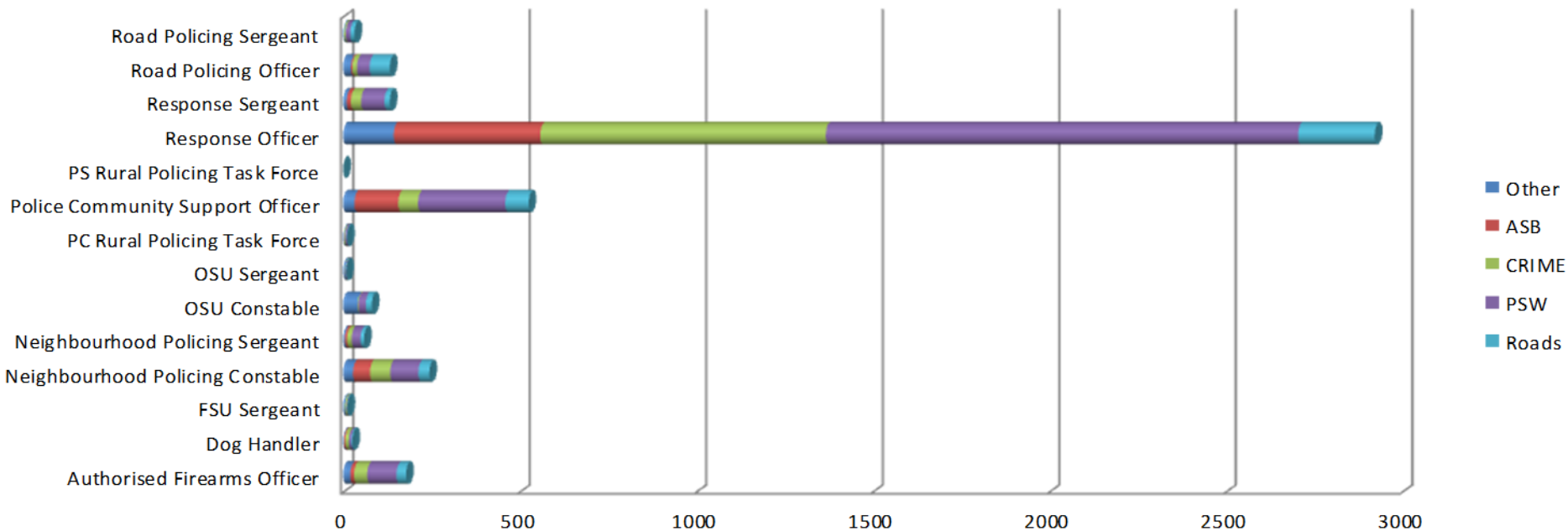
Dispatches	ASB	CRIME	PSW	ROADS
	1092	1610	3103	694

Total Time (hrs:mins)



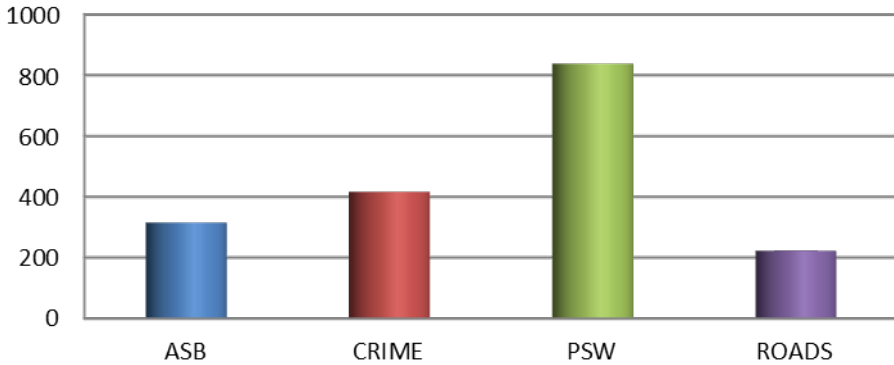
Time (hrs:mins)	ASB	CRIME	PSW	ROADS
	554:39	2340:55	2618:57	629:59

Dispatches by Resource Type



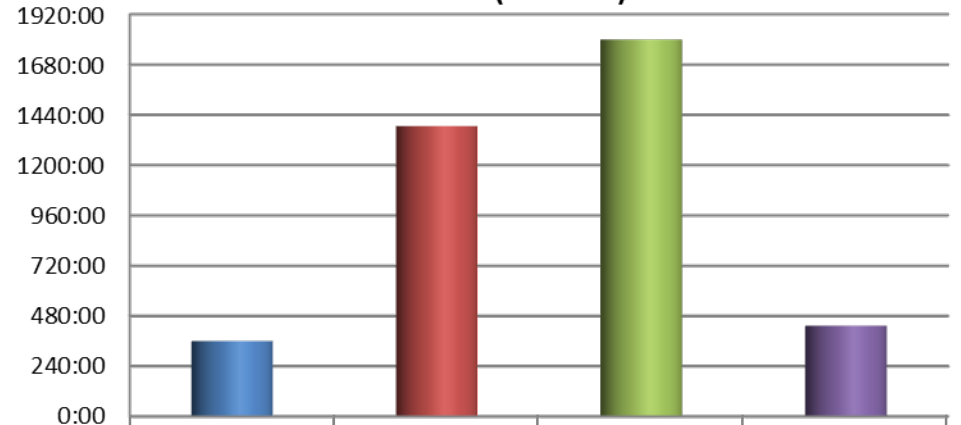
Coast Response (Calls for Service when an officer is dispatched – S'boro and Ryedale)

Total Calls for Service



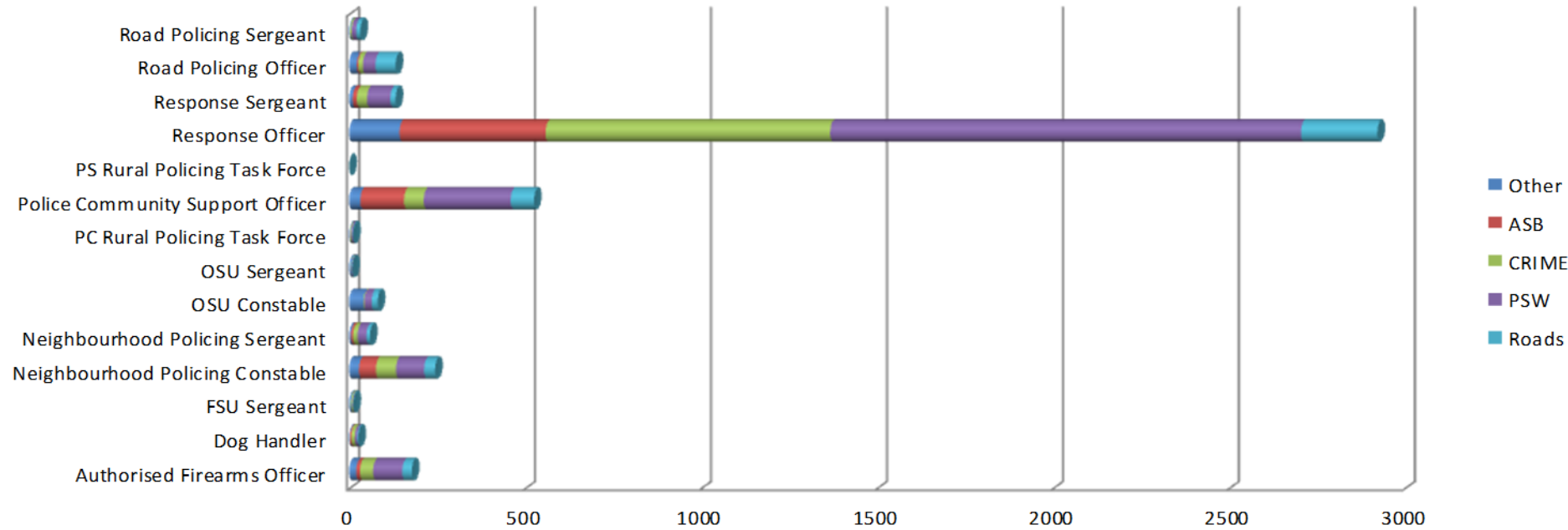
	ASB	CRIME	PSW	ROADS
Dispatches	315	416	838	223

Total Time (hrs:mins)



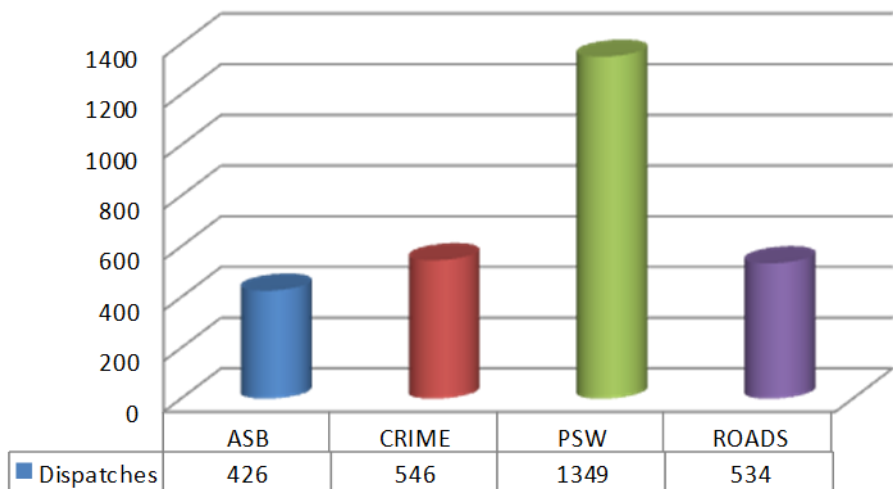
	ASB	CRIME	PSW	ROADS
Time	359:22	1386:18	1799:06	433:51

Dispatches by Resource Type

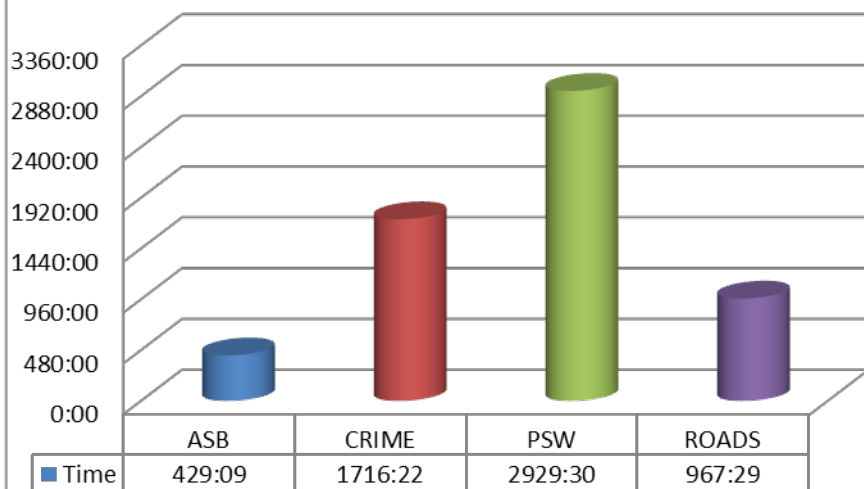


County Response (Calls for Service when an officer is dispatched – Hamb, Rich, H'gate and Craven)

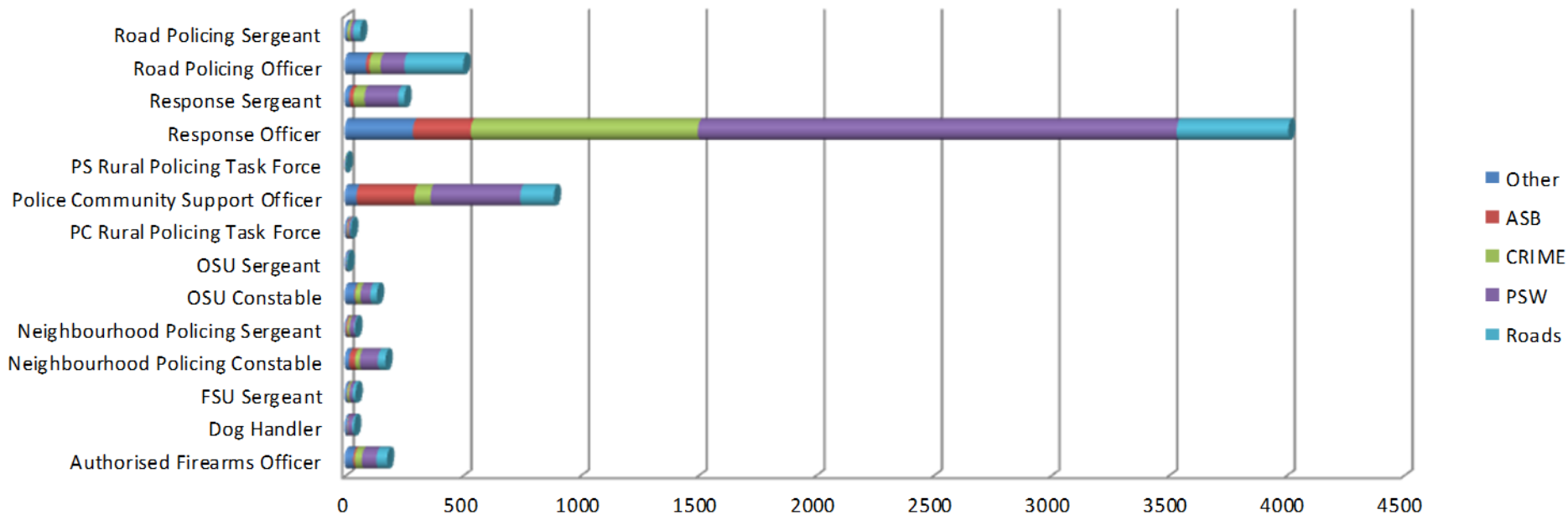
Total Calls for Service



Total Time (hrs:mins)



Dispatches by Resource Type



Mental Health

Occurrences involving a person(s) with a mental health qualifier

Occurrences with 'Mental Health' qualifier	Oct-2017		Nov-2017		Dec-2017		Jan-2018		Feb-2018		Mar-2018	
	MH	% MH	MH	% MH	MH	% MH	MH	% MH	MH	% MH	MH	% MH
Occurrences	1101	6%	981	6%	995	7%	1623	11%	1292	9%	1621	10%

Incidents with highest number of Mental Health Tag (Mar 2018)

Description	% with mental health tag	Incident volume
CONC SAFETY/TRAPPED/INJ/ILL	39.30%	1112
DOMESTIC INCIDENT	18.70%	486
VIOLENCE	13.90%	547
MISSING PERSON	30.26%	195
NUISANCE	8.18%	1039

Incident data (left) relates to the initial police response where Mental health presented and was tagged on the incident

Use of police custody as a place of safety

Police custody must only be used for s.136 MHA detainees in highly exceptional circumstances, e.g. genuinely unmanageable risks of resistance, aggression, violence or escape, or if also detained for an offence. We scrutinise every use of custody in these circumstances.

136 Detentions (Police Custody)	Nov-17	Dec-17	Jan-18	Feb-18	Mar-18
Under 18	0	0	0	0	0
Aged 18 or Over	2	0	0	1	3
Total	2	0	0	1	3

Use of mental health street triage teams

Street Triage (STORM Tag)	Oct-17	Nov-17	Dec-17	Jan-18	Feb-18	Mar-18
Hambleton	1	2	1	1	4	0
Scarborough	60	98	74	42	46	TBC
York & Selby	7	6	11	12	22	22
Total	68	106	86	55	72	

S136 Breakdown by Gender Mar '18

S136 Suite	Female	Male
Harrogate	5	3
Northallerton	3	1
Scarborough	3	5
York	8	9
Grand Total	19	18

Police Vehicle Usage Mar '18

S136 Suite	Vehicle Type	
Harrogate	Caged police vehicle	2
Northallerton	Caged police vehicle	3
Scarborough	Uncaged police vehicle	1
	Caged police vehicle	5
York	Uncaged police vehicle	2
	Caged police vehicle	4

	Mar-18		
HBPoS	Under 18	18 and Over	Total
Cross Lane, Scarborough	0	8	8
Friarage, Northallerton	0	4	4
Harrogate	1	7	8
Peppermill, York	0	17	17
Total	37		

S136 Outcomes Mar '18

S136 Suite	Outcome	Total
Harrogate	Informal Admission	1
	Not open to services, returned to the community with no follow up	1
	Open to services, returned to the community with follow up by current service	2
	Returned to the community with follow up arranged at assessment	4
Northallerton	Formal Admission	1
	Not open to services, returned to the community with no follow up	2
	Open to services, returned to the community with follow up by current service	1
Scarborough	Formal Admission	1
	Not open to services, returned to the community with no follow up	2
	Open to services, returned to the community with follow up by current service	2
	Returned to the community with follow up arranged at assessment	3
York	Formal Admission	8
	Informal Admission	1
	Not open to services, returned to the community with no follow up	2
	Open to services, returned to the community with follow up by current service	4
	Returned to the community with follow up arranged at assessment	2
Grand Total		37

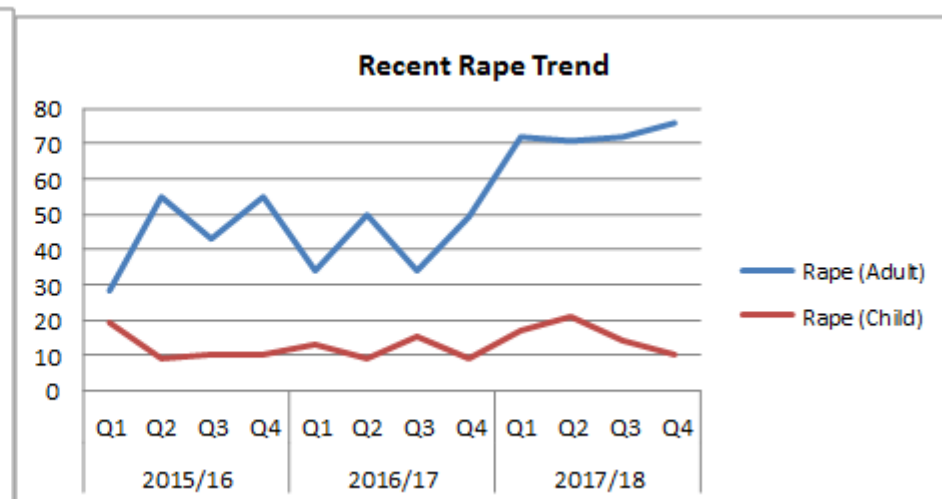
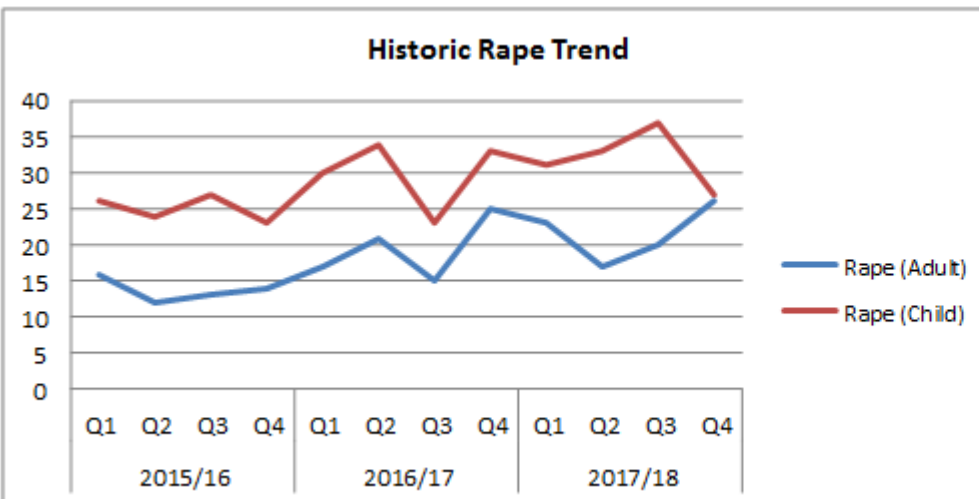
Time Spent Mar '18

Av Officers per job	4.3
Av time per job (hh:mm)	09:37
Total time (hh:mm)	356:16
Total Officers	159
Total NYP Occurrences	37

CRIME – district based comparison – Mar '18

RECORDED CRIME STATISTICS		Mar-17	Mar-18	Mar-18 v Mar-17	RECORDED CRIME STATISTICS		Mar-17	Mar-18	Mar-18 v Mar-17
Victim Based	Arson & Criminal Damage	551	485	↓	Crimes Against Society	Drug Offences	127	120	↓
	Burglary/Robbery	275	277	↑		Misc Crimes Against Society	88	77	↓
	Sexual Offences: Other	85	104	↑		Possession Of Weapons	22	33	↑
	Sexual Offences: Rape	46	57	↑		Public Order Offences	100	130	↑
	All Theft Offences	861	868	↑		Total	337	360	↑
	Vehicle Offences	155	186	↑					
	Violence Offences	844	997	↑					
	Total	2494	2645	↑					

Trends of Sexual Offences over 3 years

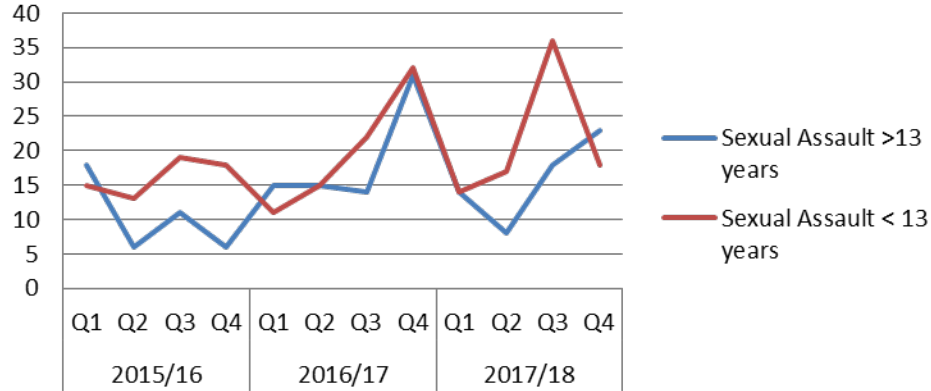


*where the date committed was more than 12 months before recorded

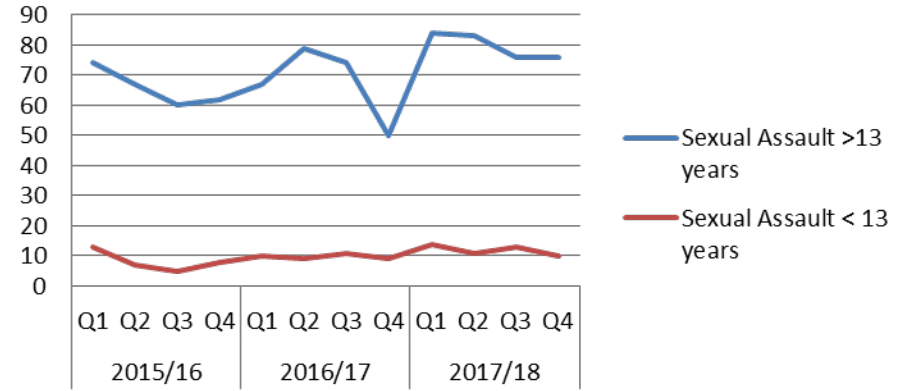
*where the date committed was less than 12 months before recorded

Trends of Sexual Offences over 3 years

Historic Sexual Assault Trends



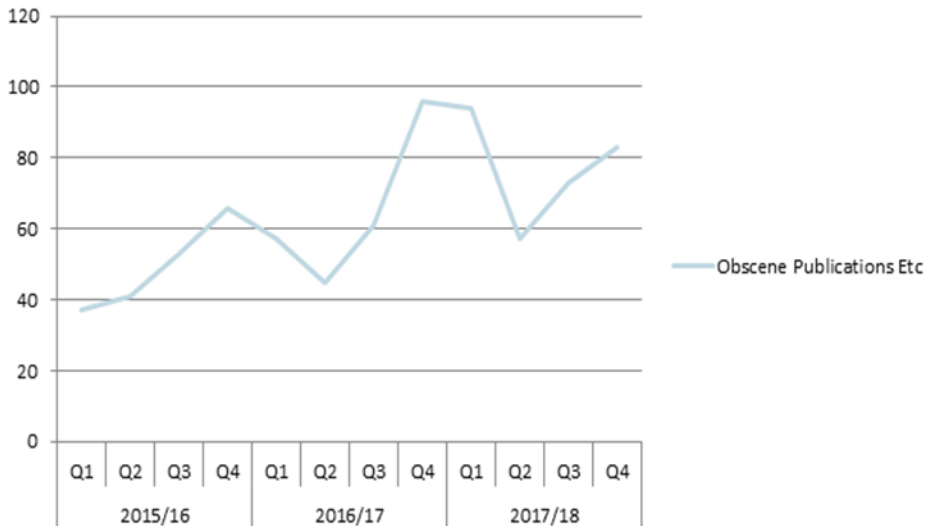
Current Sexual Assault Trends



*where the date committed was more than 12 months before recorded

*where the date committed was less than 12 months before recorded

Obscene Publications

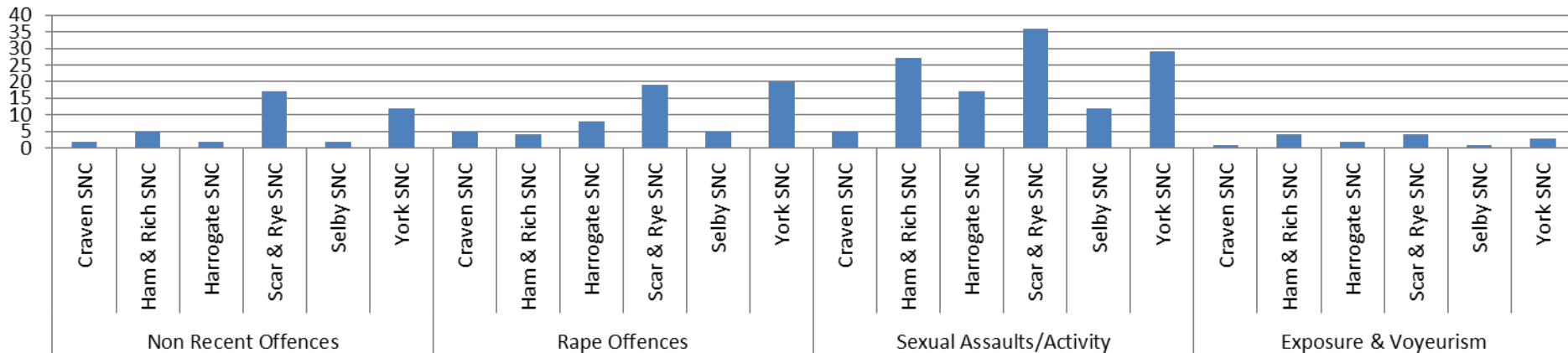


Assault - 3 year trend



Crime in March - Sexual offences and violence

Sexual Offences – Occurrences recorded in Mar'18



Violence Offences recorded in Mar '18 by district (volume)

	Craven SNC	Ham & Rich SNC	Harrogate SNC	Scar & Rye SNC	Selby SNC	York SNC
Child Abduction	0	0	0	0	0	0
Cruelty To Children/ Young Persons	1	0	1	8	1	5
Harassment	7	20	41	60	20	48
Kidnapping	0	0	2	0	0	0
Malicious Communications	1	14	12	17	6	12
Modern Slavery	1	2	1	2	0	6
Racially Or Religiously Aggravated Assault With Injury	0	0	0	0	0	1
Racially Or Religiously Aggravated Assault Without Injury	1	0	0	1	0	3
Stalking	0	1	0	1	0	2
Threats To Kill	0	4	6	11	4	9
Causing Death By Dangerous Driving	0	0	0	0	0	0
Grand Total	11	41	63	100	31	86

Notable Investigations

Op Dine. 05/03/18, Murder investigation following death of a 51 year old female in Cawood, Selby. Male charged and remanded in custody. Next court date 27/04/18.

Op Europe. January 2018. Stranger rape investigation. Male arrested, charged and remanded in custody awaiting trial. Next court date 16/04/18

Op Estonia - Murder investigation following the death of a female in Skipton on 22/12/17. Suspect charged and remanded. Neville HORD sentenced to 30 years imprisonment.

Op Coriander – Possible offence of medical manslaughter involving an elderly male.

Op Drone - following a review of a serious RTA in York from July, further offences of attempted murder and kidnap are now being investigated.

ANTI SOCIAL BEHAVIOUR, PUBLIC SAFETY & WELFARE AND CASUALTIES FROM ROAD TRAFFIC COLLISIONS THAT ARE KILLED & SERIOUSLY INJURED

HAM & RICH SNC Mar-18

ASB	298
PSW	915
Miss Person	16
Concern Safety	195
Domestic Inc	53
Sus Circs	297
PSW Other	354
KSI	21
RTC - Death/Injury	21

SCAR & RYE SNC Mar-18

ASB	507
PSW	1618
Miss Person	67
Concern Safety	415
Domestic Inc	132
Sus Circs	383
PSW Other	621
KSI	23
RTC - Death/Injury	23

YORK SNC Mar-18

ASB	762
PSW	1716
Miss Person	79
Concern Safety	436
Domestic Inc	127
Sus Circs	455
PSW Other	619
KSI	33
RTC - Death/Injury	33

CRAVEN SNC Mar-18

ASB	82
PSW	387
Miss Person	14
Concern Safety	106
Domestic Inc	19
Sus Circs	112
PSW Other	136
KSI	4
RTC - Death/Injury	4

HARROGATE SNC Mar-18

ASB	416
PSW	1239
Miss Person	80
Concern Safety	312
Domestic Inc	83
Sus Circs	356
PSW Other	408
KSI	25
RTC - Death/Injury	25

SELBY SNC Mar-18

ASB	180
PSW	608
Miss Person	25
Concern Safety	132
Domestic Inc	63
Sus Circs	203
PSW Other	185
KSI	12
RTC - Death/Injury	12

Local Policing – Police and Crime Plan 2017-2021

Hambleton	Mar-17	Mar-18	Trend
Burglary	26	23	↓
Road	441	384	↓
Mental Health	To be developed		
Visibility	To be developed		

Scarborough	Mar-17	Mar-18	Trend
Burglary	57	56	↓
Drug Offences	37	18	↓
ASB	575	428	↓
Visibility	To be developed		
Prevention	To be developed		

Richmondshire	Mar-17	Mar-18	Trend
Drug Offences	7	3	↓
Burglary	10	12	↑
ASB	89	90	↑
Visibility	To be developed		
Prevention	To be developed		

Ryedale	Mar-17	Mar-18	Trend
Burglary	16	9	↓
Drug Offences	4	3	↓
ASB	113	79	↓
Road	265	187	↓

Harrogate	Mar-17	Mar-18	Trend
Burglary	63	52	↓
ASB	400	416	↑
Road	582	568	↓
Cyber	7	7	↔
Visibility	To be developed		

York	Mar-17	Mar-18	Trend
Violence	265	267	↑
Burglary	77	80	↑
ASB	747	762	↑
Cyber	14	10	↓
Prevention	To be developed		

Craven	Mar-17	Mar-18	Trend
Burglary	15	27	↑
Road	195	196	↑
Crime	134	183	↑
Prevention	To be developed		

Selby	Mar-17	Mar-18	Trend
Drugs	14	16	↑
Burglary	46	40	↓
ASB	303	180	↓
Cyber	7	2	↓
Visibility	To be developed		

GLOSSARY

Glossary

- ASB = Anti-Social Behaviour
- CMS = Community Messaging System
- Crimes Against Society = These are crimes which do not have a “named victim” i.e.. the offence is against The Crown. These are usually (but not always) are as the direct result of police intervention/proactivity e.g a drugs operation. In North Yorkshire & City of York approx 10% of crimes are “Against Society” therefore it is important to make the clear distinction from Victim Based Crime.
- Fraud Offences = These are not included in the crime statistics as they are not reported by forces to the Home Office. Instead these crimes are passed to Action Fraud and statistics are collated by that agency
- I Grade = priority assigned by control room for an incident requiring ImmEDIATE police response
- KSI = A casualty Killed or Seriously Injured as a result of a Road Traffic Collision on a public road
- MCU = Major Crime Unit
- MO = Modus Operandi
- NPS = New Psyoactive Substances is the official term for Legal Highs
- NTE = Night Time Economy
- NRCT = Northern Roads Crime Team – Roads Policing with some firearms capability
- NST = Neighbourhood Support Team – a specialist unit which is deployed around the force through tactical bidding process
- OPL = Over Prescribed Limit typically the term used to describe failing a breath test
- P&CP = Police & Crime Plan document setting out the Police & Crime Commissioner’s priorities
- PCC = Police & Crime Commissioner
- PCSO = Police Community Support Officer
- PSG = Performance Steering Group is an internal meeting chaired by a Chief Officer monitoring statistics & trends
- Resolved Outcome = A crime where an offender has been dealt with through sanction or restorative justice.
- RPG = Roads Policing Team
- Sanction Detection = A historical method of looking at how crimes were resolved. A sanction detection includes where an offender is Charged, Cautioned, given a Penalty Notices for Disorder or Cannabis Warning or Fixed Penalty Notices, and where an offender has crimes Taken Into Consideration (TIC - see below).
- TIC = Taken Into Consideration is typically where an offender admits to further offences to avoid potentially being pursued for these at a later date.
- TTCG = Tactical Tasking & Co-ordination Group is an internal meeting which directs resources to tackle specific problems