



# Public Accountability Board

## Part b) People



Meeting: 22<sup>nd</sup> May '18

Reporting Period: 2018/19

NB: Statistics remain provisional and subject to change

**BE SAFE**  
**FEEL SAFE**



# HR OVERVIEW



	Apr 18	May 18	Jun 18	Jul 18	Aug 18	Sep 18	Oct 18	Nov 18	Dec 18	Jan 19	Feb 19	Mar 19	Mar 20
<b>Officer Long Term FTE Target</b>	1,400.0	1,400.0	1,400.0	1,400.0	1,400.0	1,400.0	1,400.0	1,400.0	1,400.0	1,400.0	1,400.0	1,400.0	1,400.0
<b>Officer FTE Budget for the month after vacancy factor</b>	1,359.5	1,355.5	1,370.5	1,389.5	1,380.5	1,373.5	1,367.5	1,391.5	1,386.5	1,401.5	1,395.5	1,394.5	1,372.0
<b>Actual/ Projected Officer Numbers (includes recruitment)</b>	1342.22	1,339.22	1,334.22	1,355.22	1,347.22	1,355.22	1,348.22	1,344.22	1,338.22	1,366.22	1,361.22	1,359.22	1365.22

The above figures have been amended to include the Officer FTE Budget for the month after vacancy factor and also what the projected numbers are for the rest of the financial year (figures in shaded boxes).

The actual number of Officers has decreased by 5.09 FTE from the previous month. The 9 leavers are broken down as 5 retirements, 2 resignations and 2 transferring to another force. The number of leavers was slightly higher than the leaver projections due to 2 officers retiring before the projected 30 years' service date and 1 retiring later than the projected 30 years' service date.

28 Student Officers commenced 5 March 2018. The next intake of 28 Student Officers is planned for July 2018, with further intakes planned in order to meet the target figure of 1400. This takes into account officers leaving the service to retire or for other reasons as well as current gaps.

## PCSO

	Apr 18	May 18	Jun 18	Jul 18	Aug 18	Sep 18	Oct 18	Nov 18	Dec 18	Jan 19	Feb 19	Mar 19	Mar 20
<b>PCSO Long Term FTE Target</b>	200.0	200.0	200.0	200.0	200.0	200.0	200.0	200.0	200.0	200.0	200.0	200.0	200.0
<b>PCSO FTE Budget for the month after vacancy factor</b>	200.00	200.00	200.00	200.00	200.00	200.00	200.00	200.00	200.00	200.00	200.00	200.00	200.00
<b>Actual/ Projected PCSO Numbers (includes recruitment)</b>	208.51	208.51	207.51	199.51	199.51	199.51	197.51	189.51	187.51	187.51	185.51	185.51	197.51

The actual number of PCSOs has increased by 13.15 FTE from the previous month.

12 PCSOs commenced with NYP in April 2018.

# HR OVERVIEW



BUDGET:	Apr 18	May 18	Jun 18	Jul 18	Aug 18	Sep 18	Oct 18	Nov 18	Dec 18	Jan 19	Feb 19	Mar 19	Mar 20
<b>OPCC</b>	13.0	13.0	13.0	13.0	13.0	13.0	13.0	13.0	13.0	13.0	13.0	13.0	11.0
<b>Project Staff (incl Agency)</b>	20.0	20.0	20.0	20.0	20.0	20.0	20.0	20.0	20.0	20.0	20.0	20.0	3.0
<b>Commissioned Services</b>	13.8	13.8	13.8	13.8	13.8	13.8	13.8	13.8	13.8	13.8	13.8	13.8	11.8
<b>Corporate Services</b>	192.1	192.1	192.1	192.1	192.1	192.1	192.1	192.1	192.1	192.1	192.1	192.1	202.8
<b>Chief Constable</b>	889.4	889.4	889.4	889.4	889.4	889.4	889.4	889.4	889.4	889.4	889.4	889.4	920.8
<b>Total Staff FTE Budget for the month (after vacancy factor)</b>	1128.0	1128.0	1128.0	1128.0	1128.0	1128.0	1128.0	1128.0	1128.0	1128.0	1128.0	1128.0	1149.5
<b>ACTUAL:</b>													
<b>OPCC</b>	10.74	10.74	10.74	10.74	10.74	10.74	10.74	10.74	10.74	10.74	10.74	10.74	11.0
<b>Project Staff (incl Agency)</b>	37.19	37.19	37.19	37.19	37.19	37.19	37.19	37.19	37.19	37.19	37.19	37.19	3.0
<b>Commissioned Services</b>	11.24	11.24	11.24	11.24	11.24	11.24	11.24	11.24	11.24	11.24	11.24	11.24	11.8
<b>Corporate Services</b>	201.8	201.8	201.8	201.8	201.8	201.8	201.8	201.8	201.8	201.8	201.8	201.8	202.8
<b>Chief Constable</b>	911.14	911.14	911.14	911.14	911.14	911.14	911.14	911.14	911.14	911.14	911.14	911.14	920.8
<b>Total Staff against budget FTE</b>	1172.11	1172.11	1172.11	1172.11	1172.11	1172.11	1172.11	1172.11	1172.11	1172.11	1172.11	1172.11	1149.5
<b>Permanent Staff FTE</b>	1066.91	1066.91	1066.91	1066.91	1066.91	1066.91	1066.91	1066.91	1066.91	1066.91	1066.91	1066.91	1044.3
<b>Temporary Staff FTE (not including agency)</b>	74.21	74.21	74.21	74.21	74.21	74.21	74.21	74.21	74.21	74.21	74.21	74.21	74.21

Staff budgets for 2018/19 are shown after deducted estimates of vacancies to be held and are shown as spread evenly across the year. Work is underway to produce a more realistic allocation to take account of posts that are held vacant for all or part of the year and those that are only funded for part of a year. It is intended that this will be reflected within the staff number predictions, which are currently being progressed for 2018/2019

OPCC figures do not include the PCC, DPCC or Fraser Sampson

The total number of actual Staff has increased by 12.01 FTE from the previous month. The number of agency staff has increased by 4.87 FTE from the previous month:

1.00 x agency staffs are in supernumerary posts.

29.99 x agency staff are backfill or interim postings against established posts (includes part time agency staff).

# HR OVERVIEW

Police and Crime  
Commissioner



	Apr 18	May 18	Jun 18	Jul 18	Aug 18	Sep 18	Oct 18	Nov 18	Dec 18	Jan 19	Feb 19	Mar 19	Mar 20
<b>Total Budget of all Officers, PCSO and Staff</b>	2687.5	2683.5	2698.5	2717.5	2708.5	2701.5	2695.5	2719.5	2714.5	2729.5	2723.5	2722.5	2721.5
<b>Total Actual Number of all Officers, PCSO and Staff</b>	2722.84	2719.84	2713.84	2726.84	2718.84	2726.84	271784	2705.84	2697.84	2725.84	2718.84	2716.84	2712.23

## Citizens in Policing

	Apr 18	May 18	Jun 18	Jul 18	Aug 18	Sep 18	Oct 18	Nov 18	Dec 18	Jan 19	Feb 19	Mar 19
<b>Actual Specials FTE</b>	142.00	142.00	142.00	142.00	142.00	142.00	142.00	142.00	142.00	142.00	142.00	142.00
<b>Actual Volunteers (including Police Cadets)</b>	266.00	266.00	266.00	266.00	266.00	266.00	266.00	266.00	266.00	266.00	266.00	266.00
	Apr 18	May 18	Jun 18	Jul 18	Aug 18	Sep 18	Oct 18	Nov 18	Dec 18	Jan 19	Feb 19	Mar 19

The actual number of Special Constables has decreased since the previous month.

We currently have 266 volunteers in the following roles;

- Volunteer Advisors
- Front Counter Support
- Safer Neighbourhood Support
- Rural Watch Patrol
- Tape and information facilitator
- Police Cadets
- Police Cadet Leaders
- PSV Driver
- Neighbourhood Support Volunteer
- Vehicle Checker
- Force Chaplains




# Public Accountability Board



Meeting: 22<sup>nd</sup> May 2018

Reporting Period: April 2018

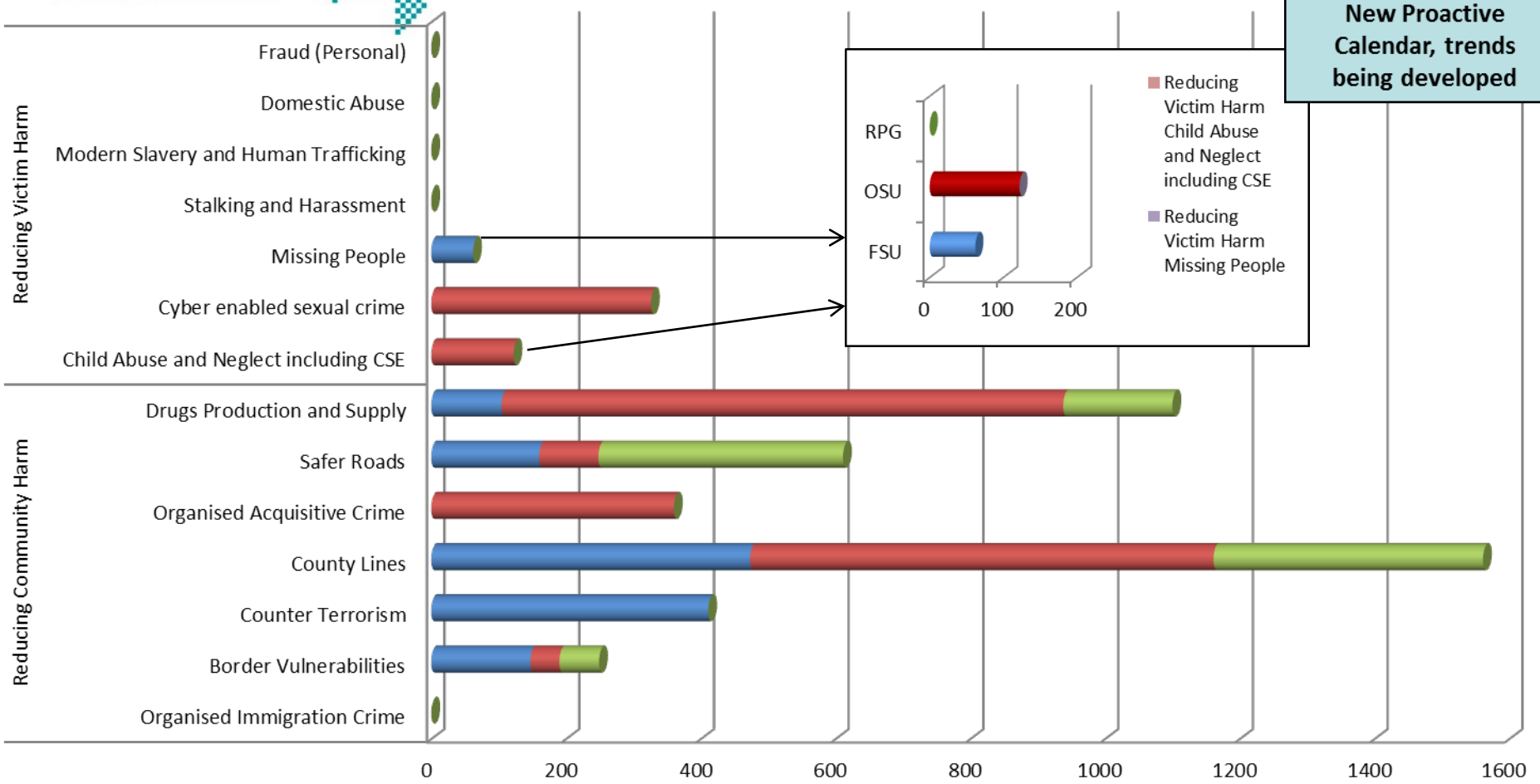


# Proactivity – Proactive Policing

## Proactive Tasking (hours spent on Proactive Operations)



**New Proactive Calendar, trends being developed**



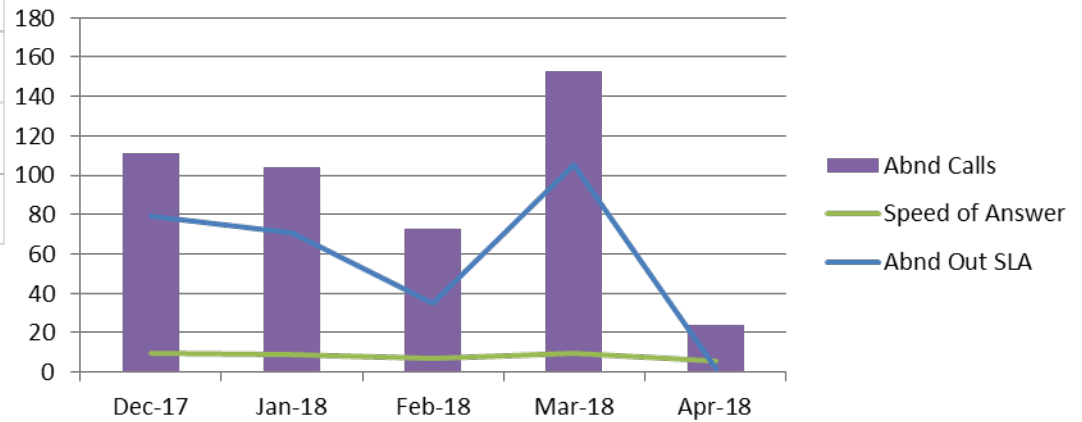
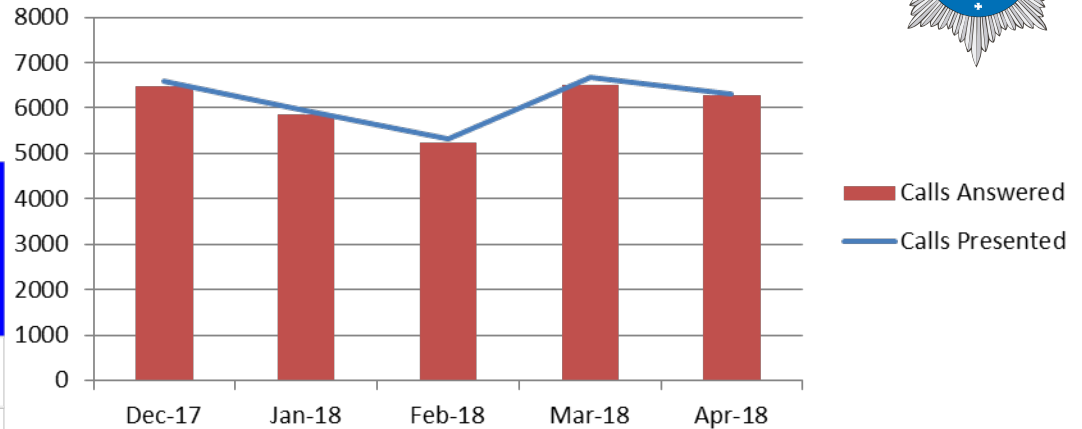
	Reducing Community Harm							Reducing Victim Harm						
	Organised Immigration Crime	Border Vulnerabilities	Counter Terrorism	County Lines	Organised Acquisitive Crime	Safer Roads	Drugs Production and Supply	Child Abuse and Neglect including CSE	Cyber enabled sexual crime	Missing People	Stalking and Harassment	Modern Slavery and Human Trafficking	Domestic Abuse	Fraud (Personal)
FSU	0	147	411	473	0	160	104	0	0	62	0	0	0	0
OSU	0	43	0	688	360	88	834	122	326	0	0	0	0	0
RPG	0	59	0	400	0	363	162	0	0	0	0	0	0	0

# Initial Contact – 999

Performance in the FCR continues to consolidate after the improvements made in Summer 2017.



Month	Calls Presented	Calls Answered	Speed of Answer	Abnd Calls	Abnd Out SLA	% Abn (SLA)
Dec-17	6585	6474	9.5	111	79	1.20%
Jan-18	5955	5851	8.6	104	71	1.20%
Feb-18	5318	5245	7	73	35	0.70%
Mar-18	6667	6514	9.3	153	105	1.60%
Apr-18	6304	6280	5.4	24	2	0.00%

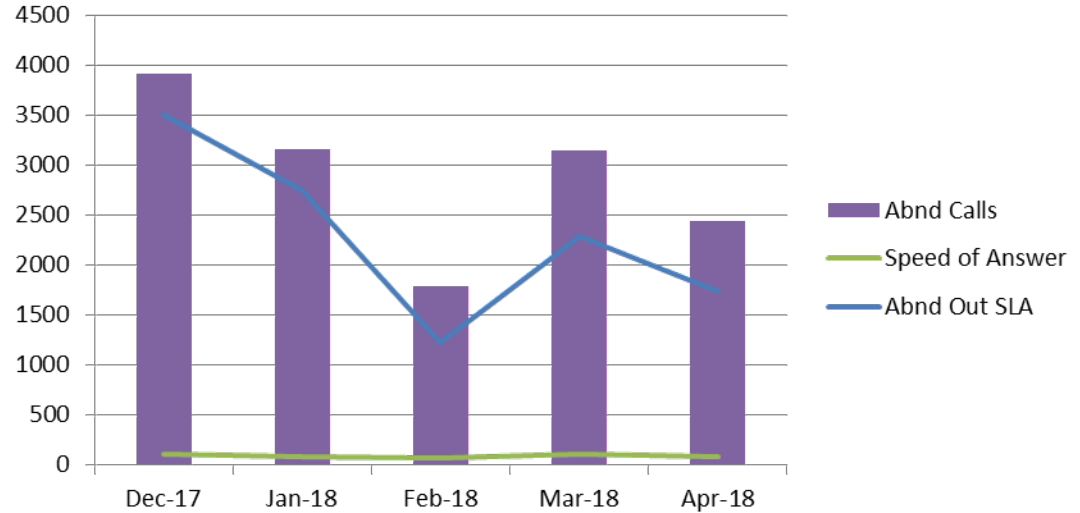
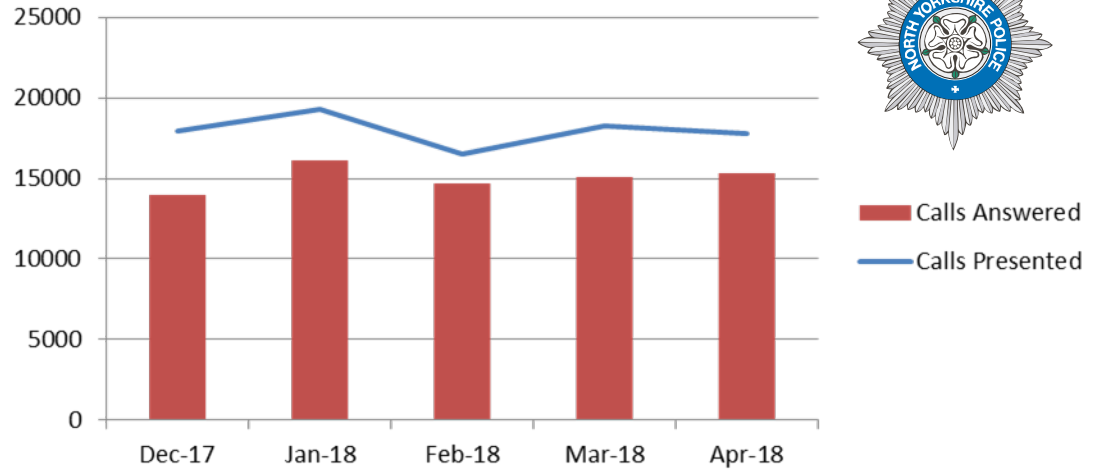


- Highest volume presented in any April since 2011, yet there was a significant reduction in time to answer.
- Improvement in calls transferring to secondary and alternate lines. National guideline is under 2%.
- New wallboards installed 28<sup>th</sup> March 2018 as part of the FCR investment. Considerable improvement in answer time since then.
- Best performance in monthly average time to answer since March 2016

# Initial Contact - 101



Month	Calls Presented	Calls Answered	Speed of Answer	Abnd Calls	Abnd Out SLA	% Abn (SLA)
Dec-17	17904	13990	111.5	3914	3502	19.60%
Jan-18	19259	16097	82.5	3162	2751	14.30%
Feb-18	16482	14697	65.8	1785	1228	7.50%
Mar-18	18256	15107	107.4	3149	2281	12.50%
Apr-18	17782	15347	86.9	2435	1731	9.70%



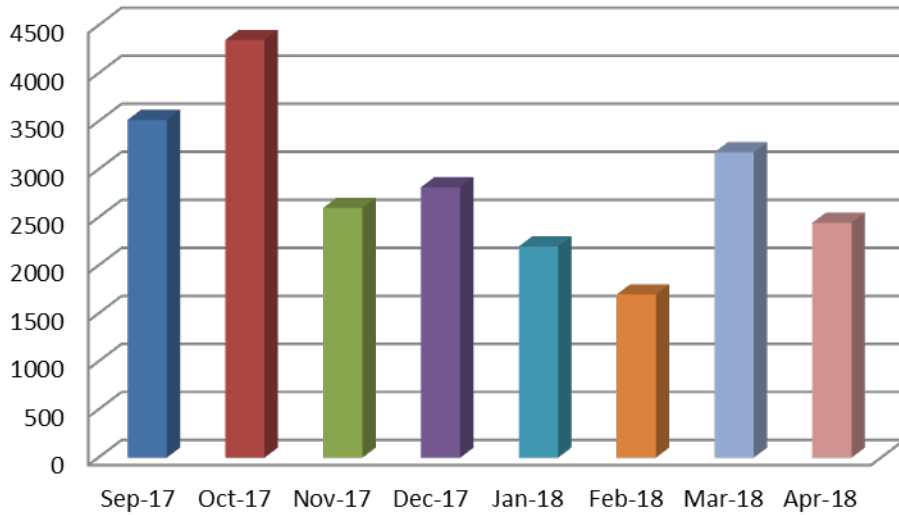
- Volume presented has decreased slightly by 474 calls, resulting in an improvement in average answer time from March 2018
- A significant improvement in abandoned calls through 101 down by 714 from March 2018



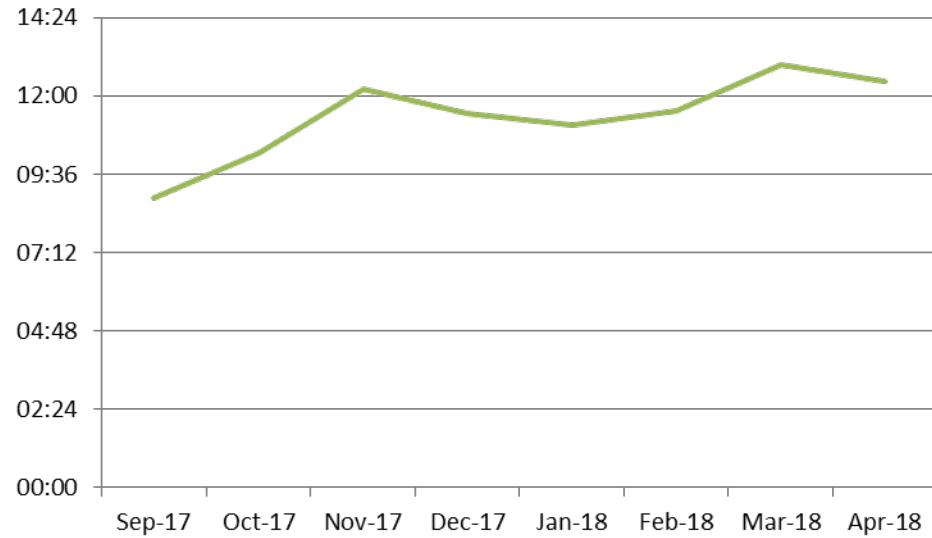
# Initial Contact – Q Buster



### Requests for Call back



### Average time to call back

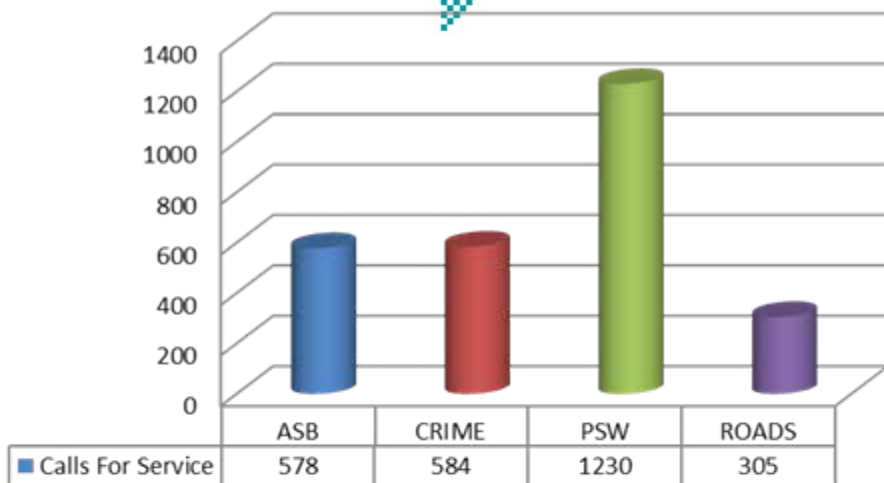


- Demand for Q Buster continues to be in line with demand for the FCR on a daily basis, if speed of answer for 101 is quick then the volume of requests for Call backs decreases
- Since the inception of Q Buster (Sept 2017) over 2000 call backs have been to an engaged line which impacts on other call backs
- Forces with a similar system are stating that they are experiencing similar demand and average length of time to call back.

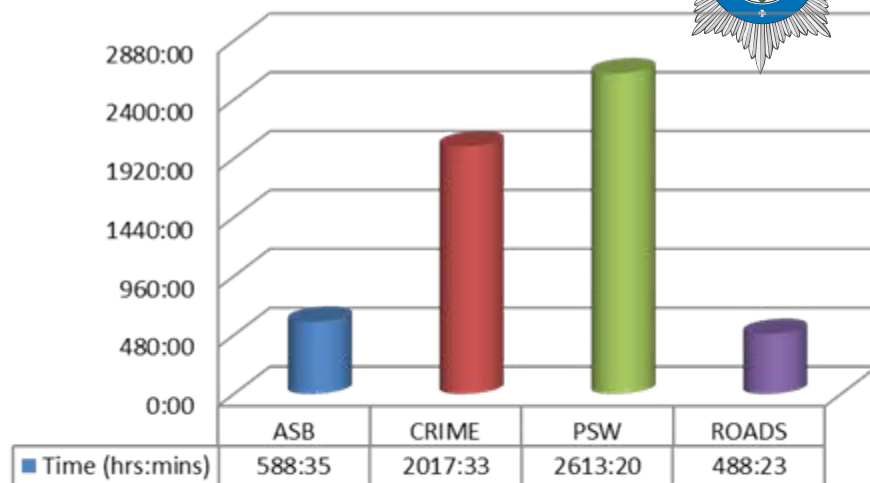
# City Response (Calls for Service when an officer is dispatched – York and Selby)

Police and Crime  
Commissioner  
North Yorkshire

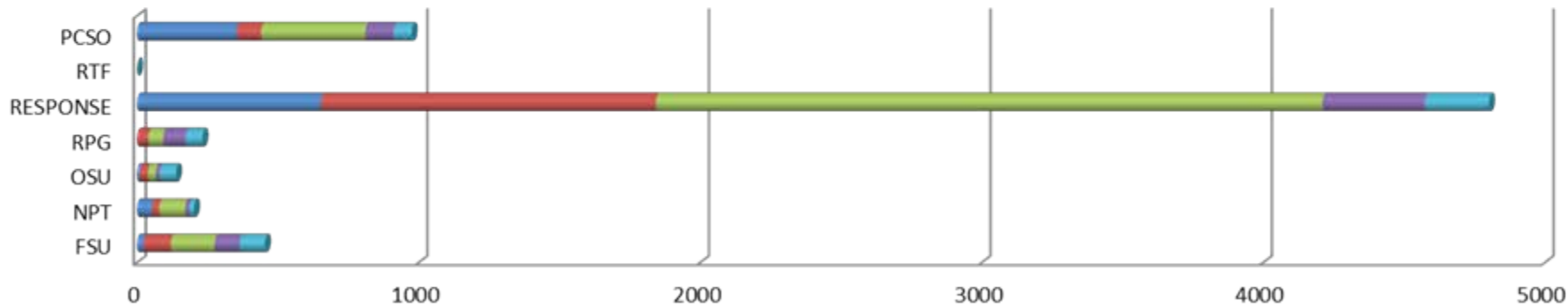
## Total Calls For Service



## Total Time (hrs:mins)



## Dispatches by Resource Type

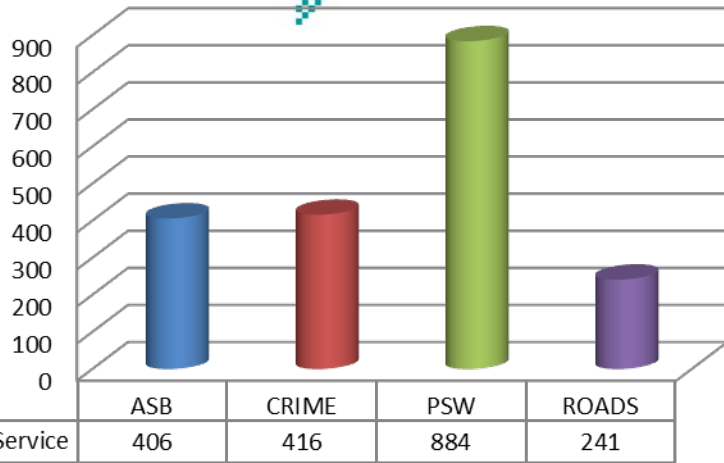


	FSU	NPT	OSU	RPG	RESPONSE	RTF	PCSO
ASB	24	52	9	0	653	0	354
CRIME	96	27	30	40	1190	0	87
PSW	156	92	28	53	2368	1	370
ROADS	88	15	14	79	364	0	101
Other	91	17	58	61	228	0	64

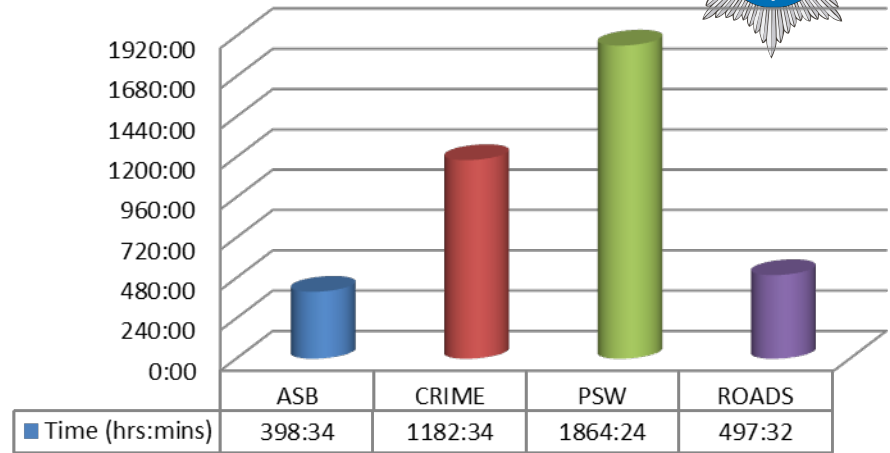
# Coast Response (Calls for Service when an officer is dispatched – S'boro and Ryedale)

Police and Crime  
Commissioner  
North Yorkshire

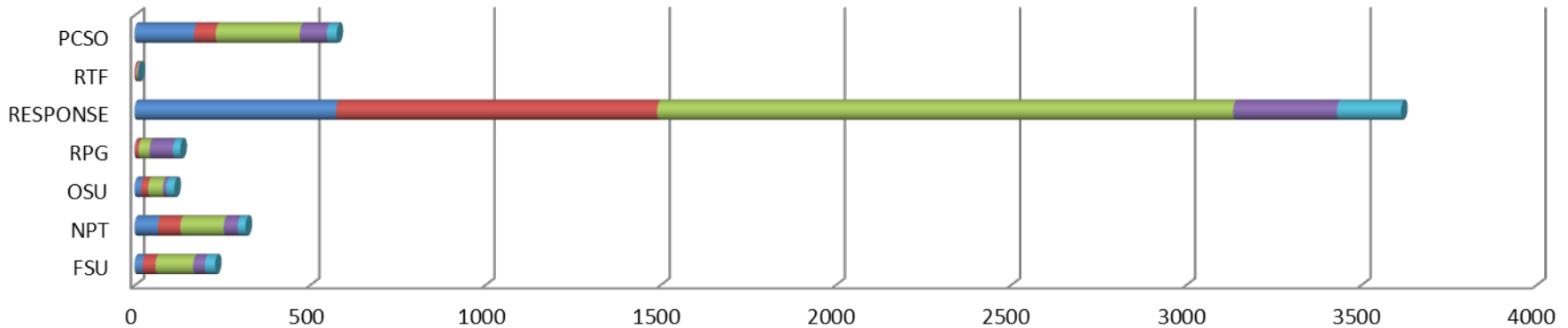
### Total Calls For Service



### Total Time (hrs:mins)



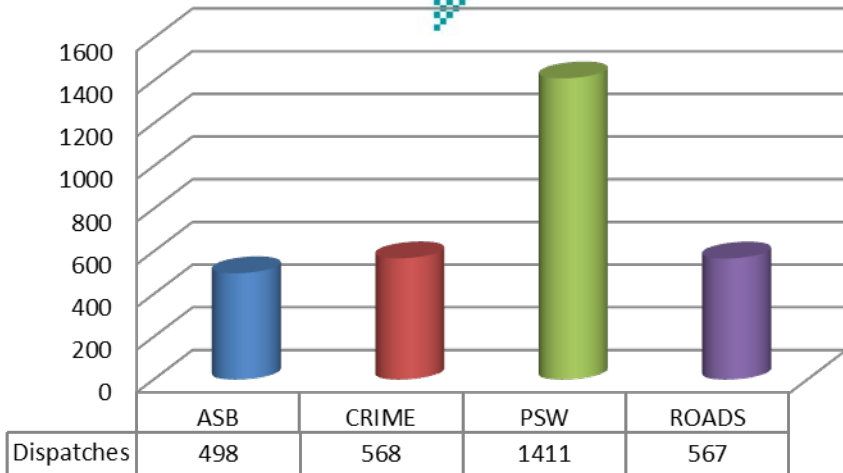
### Dispatches by Resource Type



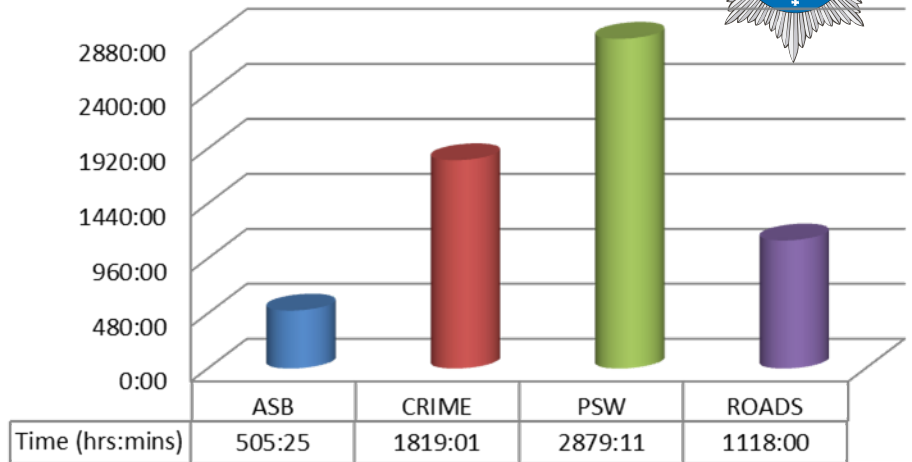
	FSU	NPT	OSU	RPG	RESPONSE	RTF	PCSO
ASB	23	67	19	1	575	1	170
CRIME	37	64	20	11	917	5	62
PSW	108	124	42	31	1644	3	240
ROADS	33	40	10	67	296	3	77
Other	29	22	23	21	183	0	28

# County Response (Calls for Service when an officer is dispatched – Hamb, Rich, H'gate and Craven)

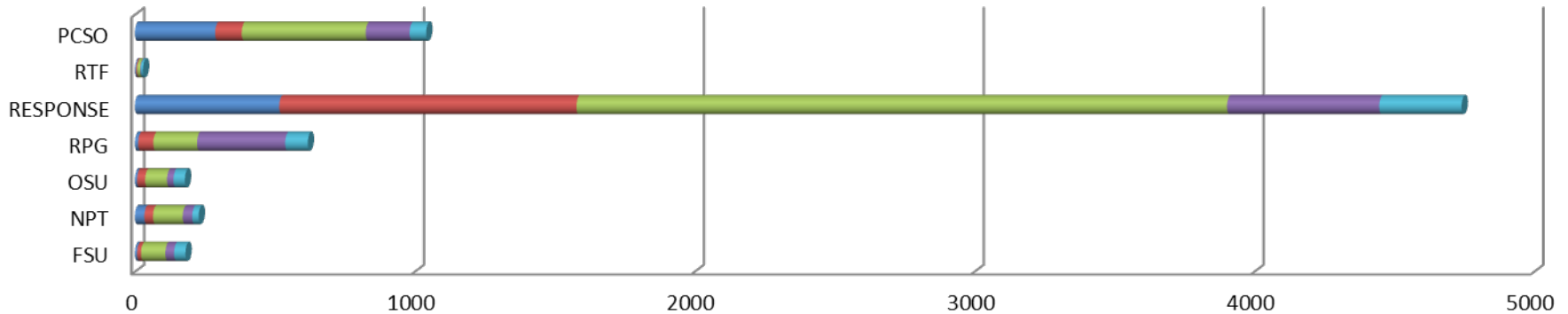
Police and Crime Commissioner  
North Yorkshire  
Total Calls For Service



Total Time (hrs:mins)



## Dispatches by Resource Type



	FSU	NPT	OSU	RPG	RESPONSE	RTF	PCSO
ASB	8	34	8	12	516	4	287
CRIME	14	31	29	54	1062	4	95
PSW	87	106	78	156	2325	11	443
ROADS	31	34	23	315	544	2	157
Other	41	23	41	81	294	8	59

# Mental Health

Police and Crime Commissioner  
North Yorkshire  
Occurrences involving a person(s) with a mental health qualifier



Occurrences with 'Mental Health' qualifier	Nov-2017		Dec-2017		Jan-2018		Feb-2018		Mar-2018		Apr-2018	
	MH	% MH	MH	% MH	MH	% MH	MH	% MH	MH	% MH	MH	% MH
Occurrences	981	6%	995	7%	1623	11%	1292	9%	1621	10%	1473	9%

## Incidents with highest number of Mental Health Tag (Apr 18)

Description	% with mental health tag	Incident volume
CONC SAFETY/TRAPPED/INJ/ILL	31.72%	1138
DOMESTIC INCIDENT	38.03%	468
VIOLENCE	10.10%	535
MISSING PERSON	30.10%	153
NUISANCE	4.60%	1159

Incident data (left) relates to the initial police response where Mental health presented and was tagged on the incident

## Use of police custody as a place of safety

Police custody must only be used for s.136 MHA detainees in highly exceptional circumstances, e.g. genuinely unmanageable risks of resistance, aggression, violence or escape, or if also detained for an offence. We scrutinise every use of custody in these circumstances.

136 Detentions (Police Custody)	Dec-17	Jan-18	Feb-18	Mar-18	Apr-18
Under 18	0	0	0	0	0
Aged 18 or Over	0	0	1	3	1
<b>Total</b>	<b>0</b>	<b>0</b>	<b>1</b>	<b>3</b>	<b>1</b>

## Use of mental health street triage teams

Street Triage (STORM Tag)	Nov-17	Dec-17	Jan-18	Feb-18	Mar-18	Apr-18
Hambleton	2	1	1	4	0	2
Scarborough	98	74	42	46	36	TBC
York & Selby	6	11	12	22	22	7
<b>Total</b>	<b>106</b>	<b>86</b>	<b>55</b>	<b>72</b>	<b>58</b>	<b>TBC</b>

Police and Crime Commissioner by Gender Apr '18  
North Yorkshire

S136 Suite	Female	Male
Harrogate	7	7
Northallerton	1	0
Scarborough	2	1
York	4	3
<b>Grand Total</b>	<b>14</b>	<b>11</b>

Police Vehicle Usage Apr '18

S136 Suite	Vehicle Type	
Harrogate	Caged police vehicle	3
	Ambulance	9
	Uncaged Police Vehicle	2
Northallerton	Not Recorded	1
Scarborough	Ambulance	2
	Caged police vehicle	1
York	Uncaged police vehicle	2
	Ambulance	3
	Caged police vehicle	2

HBPoS	Apr-18		
	Under 18	18 and Over	Total
Cross Lane, Scarborough	1	2	3
Friarage, Northallerton	0	1	1
Harrogate	1	13	14
Peppermill, York	1	6	7
<b>Total</b>	<b>25</b>		

S136 Outcomes Apr '18

S136 Suite	Outcome	Total
Harrogate	Formal Admission	2
	Informal Admission	1
	Open to services, returned to the community with follow up by current service	5
	Returned to the community with follow up arranged at assessment	6
Northallerton	Returned to the community with follow up arranged at assessment	1
Scarborough	Formal Admission	1
	Open to services, returned to the community with follow up by current service	2
York	Formal Admission	3
	Open to services, returned to the community with follow up by current service	4
<b>Grand Total</b>		<b>25</b>

Time Spent Apr '18

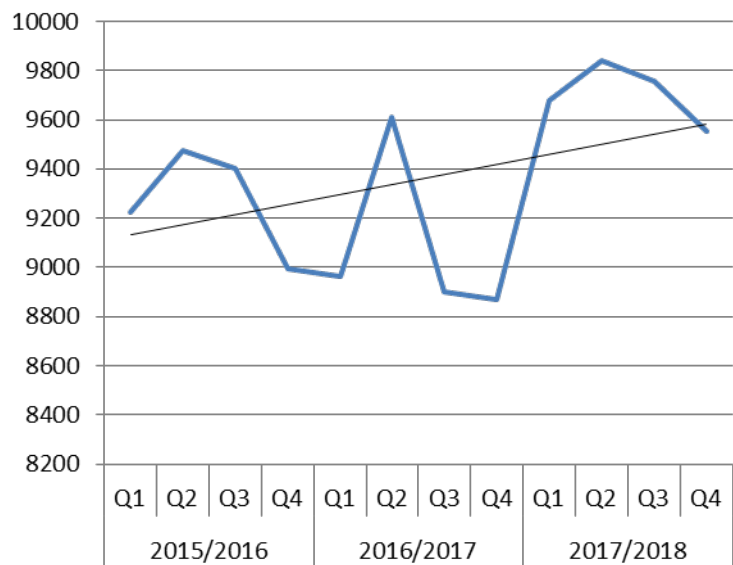
Av Officers per job	4.8
Av time per job (hh:mm)	9:38
Total time (hh:mm)	241:04
Total Officers	119
Total NYP Occurrences	25

# CRIME – district based comparison – Apr '18

RECORDED CRIME STATISTICS		Apr-17	Apr-18	Apr-18 v Apr-17	RECORDED CRIME STATISTICS		Apr-17	Apr-18	Apr-18 v Apr-17
Victim Based	Arson & Criminal Damage	539	515	↓	Crimes Against Society	Drug Offences	99	157	↑
	Burglary/Robbery	279	285	↑		Misc Crimes Against Society	57	58	↔
	Sexual Offences: Other	81	100	↑		Possession Of Weapons	14	23	↑
	Sexual Offences: Rape	49	57	↑		Public Order Offences	127	175	↑
	All Theft Offences	918	890	↓		<b>Total</b>	<b>297</b>	<b>413</b>	<b>↑</b>
	Vehicle Offences	155	186	↑					
	Violence Offences	836	1060	↑					
	<b>Total</b>	<b>3215</b>	<b>3580</b>	<b>↑</b>					

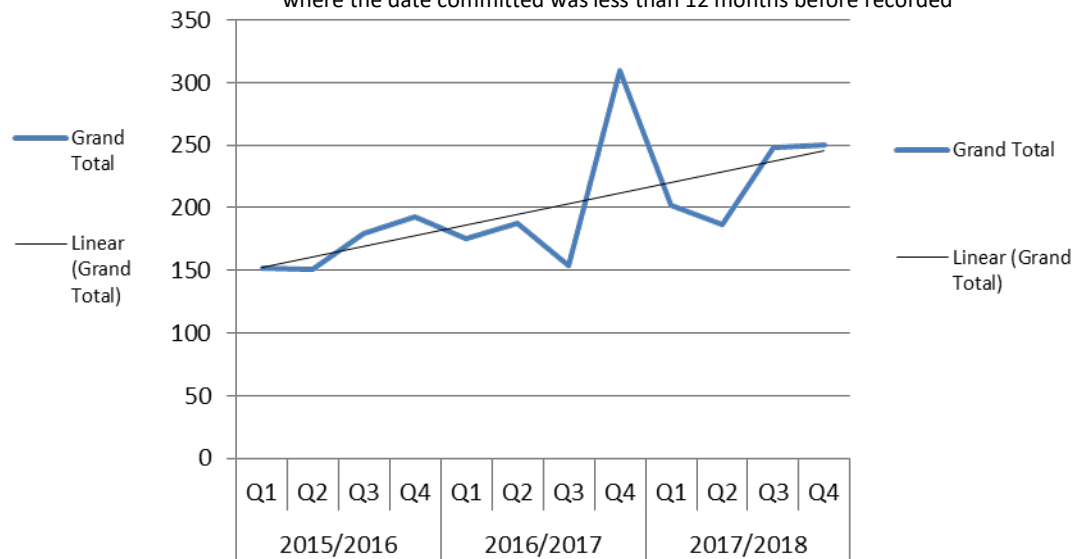
## Volumes of Total Crimes by Recent or Historic and Trends

### Volume of Recent Recorded Crimes



### Volume of Historic Recorded Crimes

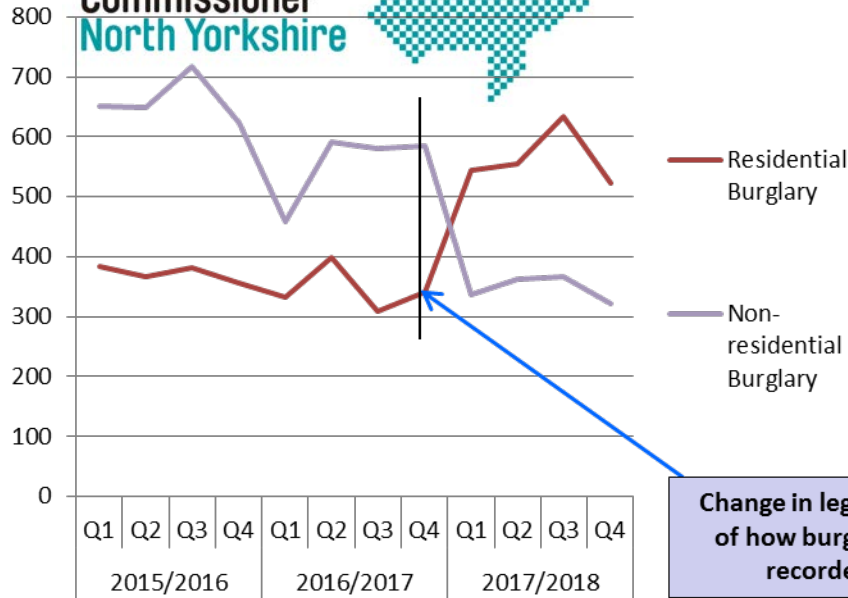
\*where the date committed was less than 12 months before recorded



# CRIME – Trends – by Quarter from 2015/16

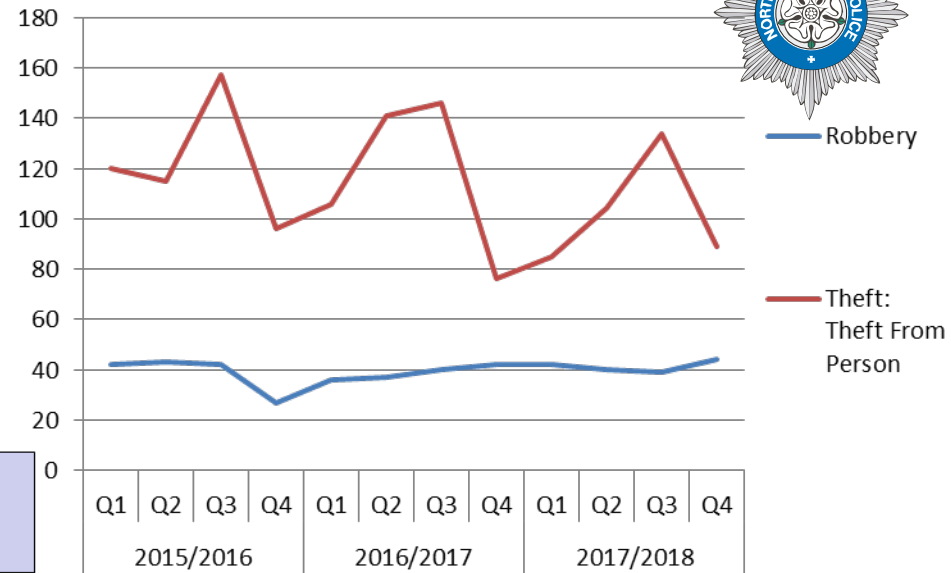
Police and Crime Commissioner  
North Yorkshire

### Volume of Burglary Type Crimes

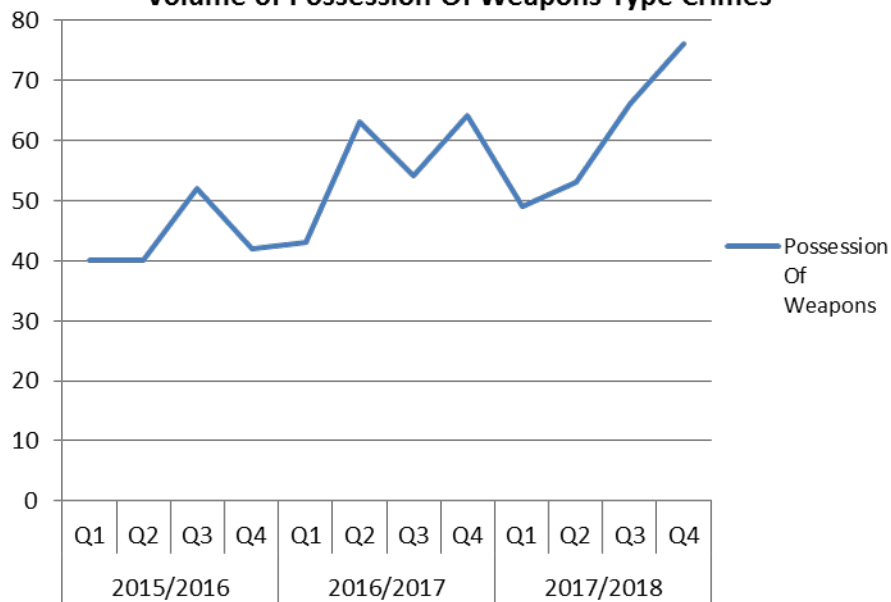


**Change in legislation of how burglary is recorded**

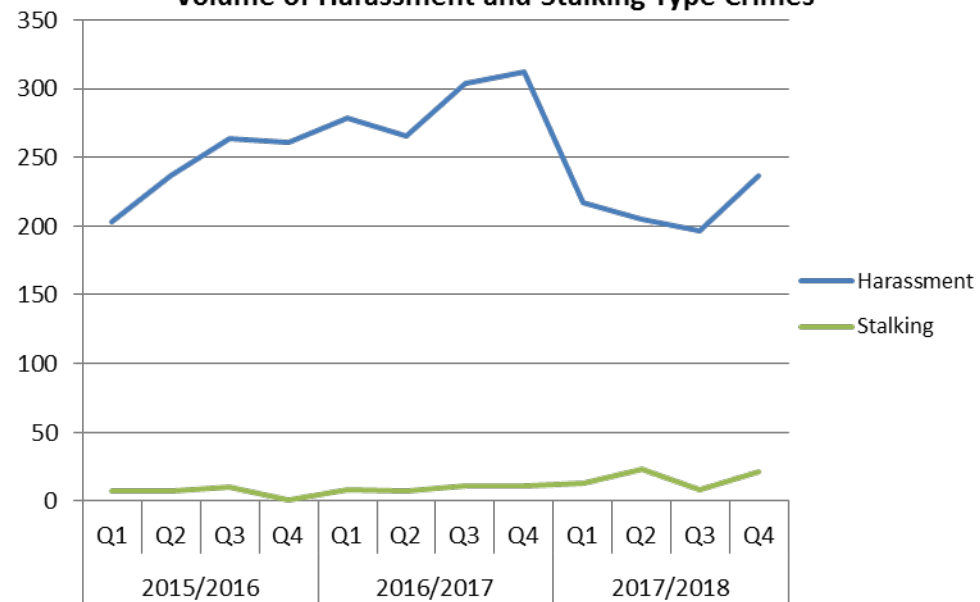
### Volume of Robbery and Theft from a Person



### Volume of Possession Of Weapons Type Crimes



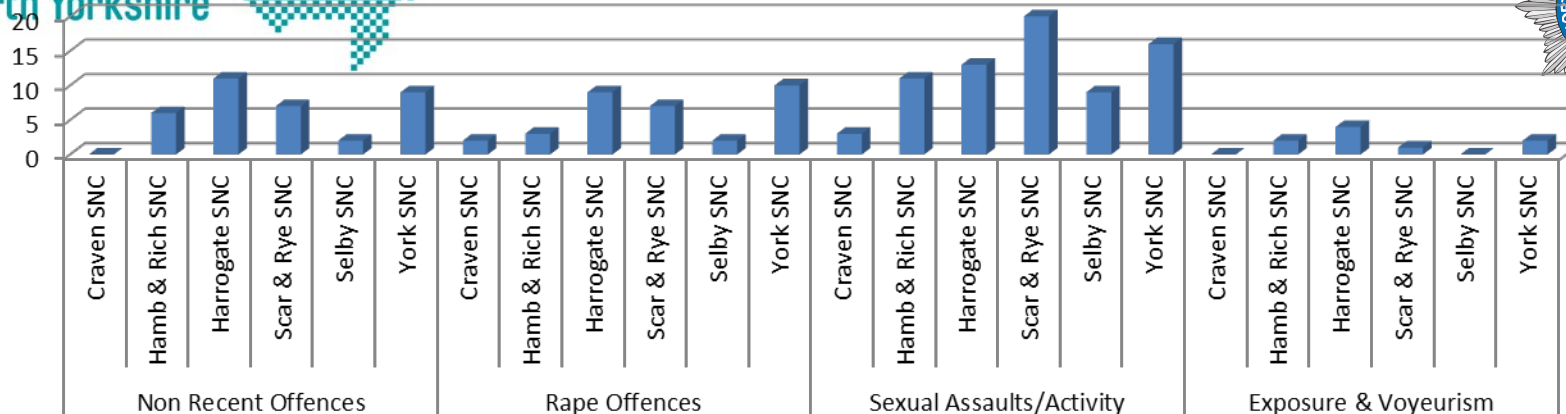
### Volume of Harassment and Stalking Type Crimes





# Crime in April - Sexual Offences and Violence Offences

Sexual Offences – Occurrences recorded in Apr'18



Violence Offences recorded in Apr '18 by District (volume)

	Craven SNC	Ham & Rich SNC	Harrogate SNC	Scar & Rye SNC	Selby SNC	York SNC
Child Abduction	0	0	0	1	0	0
Cruelty To Children/ Young Persons	0	2	1	0	0	2
Harassment	8	16	37	31	16	39
Kidnapping	0	0	0	3	1	0
Malicious Communications	2	11	9	18	4	19
Modern Slavery	0	0	0	0	0	0
Racially Or Religiously Aggravated Assault With Injury	0	1	0	0	0	1
Racially Or Religiously Aggravated Assault Without Injury	0	0	0	1	0	0
Stalking	1	3	1	1	2	7
Threats To Kill	1	2	2	3	1	2
Causing Death By Dangerous Driving	0	0	0	0	0	0
<b>Grand Total</b>	<b>12</b>	<b>35</b>	<b>50</b>	<b>58</b>	<b>24</b>	<b>70</b>

## Notable Investigations

- **Op Dine** -Mar 18, Murder investigation following death of a 51 year old female in Cawood, Selby. Male charged and remanded in custody.
- **Op Europe** -Jan 2018. Stranger rape investigation. Male arrested, charged and remanded in custody awaiting trial. Trial – 25<sup>th</sup> June 2018.
- **Op Estonia** -Murder investigation following the death of a female in Skipton on 22/12/17. Neville HORD pleaded guilty to murder, sentenced to life imprisonment with a minimum term of 30 years.
- **Op Essence** -Claudia LAWRENCE – Male arrested in Brighton Area, for harassment type offences. File of evidence sent to Sussex police for further action as the offences were committed in their police area.
- **Op Coriander** – Possible offence of medical manslaughter involving an elderly male.
- **Op Drone** - following a review of a serious RTA in York from July, further offences of attempted murder and kidnap are now being investigated

# ANTI SOCIAL BEHAVIOUR, PUBLIC SAFETY & WELFARE AND CASUALTIES FROM ROAD TRAFFIC COLLISIONS THAT ARE KILLED & SERIOUSLY INJURED

## HAM & RICH SNC

	Apr-18	Vs Apr-17
<b>ASB</b>	<b>267</b>	↓
<b>PSW</b>	<b>965</b>	↓
Miss Person	17	↓
Concern Safety	205	↓
Domestic Inc	40	↓
Sus Circs	318	↑
PSW Other	385	↑
<b>KSI</b>	<b>21</b>	↔
RTC - Death/Injury	21	↔

## SCAR & RYE SNC

	Apr-18	Vs Apr-17
<b>ASB</b>	<b>635</b>	↓
<b>PSW</b>	<b>1608</b>	↑
Miss Person	59	↓
Concern Safety	407	↓
Domestic Inc	120	↓
Sus Circs	451	↑
PSW Other	571	↑
<b>KSI</b>	<b>25</b>	↓
RTC - Death/Injury	25	↓

## CRAVEN SNC

	Apr-18	Vs Apr-17
<b>ASB</b>	<b>105</b>	↓
<b>PSW</b>	<b>337</b>	↑
Miss Person	14	↑
Concern Safety	77	↓
Domestic Inc	23	↓
Sus Circs	111	↓
PSW Other	112	↓
<b>KSI</b>	<b>11</b>	↓
RTC - Death/Injury	11	↓

## HARROGATE SNC

	Apr-18	Vs Apr-17
<b>ASB</b>	<b>458</b>	↓
<b>PSW</b>	<b>1289</b>	↑
Miss Person	64	↓
Concern Safety	310	↑
Domestic Inc	78	↑
Sus Circs	393	↑
PSW Other	444	↑
<b>KSI</b>	<b>30</b>	↓
RTC - Death/Injury	30	↓

## YORK SNC

	Apr-18	Vs Apr-17
<b>ASB</b>	<b>668</b>	↓
<b>PSW</b>	<b>1672</b>	↑
Miss Person	48	↓
Concern Safety	405	↓
Domestic Inc	118	↓
Sus Circs	428	↑
PSW Other	673	↑
<b>KSI</b>	<b>21</b>	↓
RTC - Death/Injury	21	↓

## SELBY SNC

	Apr-18	Vs Apr-17
<b>ASB</b>	<b>223</b>	↓
<b>PSW</b>	<b>701</b>	↑
Miss Person	20	↑
Concern Safety	174	↑
Domestic Inc	45	↑
Sus Circs	194	↑
PSW Other	268	↑
<b>KSI</b>	<b>7</b>	↓
RTC - Death/Injury	7	↓

# Local Policing – Police and Crime Plan 2017-2021 – April 2018

Hambleton	Apr-17	Apr-18	Trend
Burglary	24	25	↔
Road	437	379	↓
Mental Health	To be developed		
Visibility	To be developed		

Scarborough	Apr-17	Apr-18	Trend
Burglary	37	41	↑
Drug Offences	24	46	↑
ASB	542	541	↔
Visibility	To be developed		
Prevention	To be developed		

Richmondshire	Apr-17	Apr-18	Trend
Drug Offences	1	6	↑
Burglary	6	11	↑
ASB	121	86	↓
Visibility	To be developed		
Prevention	To be developed		

Ryedale	Apr-17	Apr-18	Trend
Burglary	13	12	↔
Drug Offences	4	8	↑
ASB	116	94	↓
Road	274	185	↓

Harrogate	Apr-17	Apr-18	Trend
Burglary	43	67	↑
ASB	500	458	↑
Road	581	575	↓
Cyber	4	12	↑
Visibility	To be developed		

York	Apr-17	Apr-18	Trend
Violence	269	300	↑
Burglary	78	59	↓
ASB	689	668	↓
Cyber	14	10	↓
Prevention	To be developed		

Craven	Apr-17	Apr-18	Trend
Burglary	11	15	↑
Road	206	212	↑
Crime	140	183	↑
Prevention	To be developed		

Selby	Apr-17	Apr-18	Trend
Drugs	14	11	↓
Burglary	52	33	↓
ASB	268	223	↓
Cyber	3	7	↑
Visibility	To be developed		



## **Latest Rural Crime Task Force (RTF) News**

- **People**

Mobile Rural Watches are being established in the Craven, York and Ryedale areas, and recruitment ongoing for these. Vacancy in the Scarborough district successfully filled, and the team are back up to full strength.
- **Proactivity**

Proactive ancillary orders such as CPW / CPN are being sought for offenders heavily involved in poaching offences. Op Checkpoint happening as I type this (!) including Durham, Cleveland, Northumbria, Lancs, Cumbria. Further dates for Operation Owl, targeting illegal bird of prey persecution, planned through the year. Daily business targets tackling border vulnerabilities highlighted by intelligence work. Several dates planned in for Op Harvester watch nights.
- **Productivity**

Work has commenced with local councils to establish a response to fly-tipping, which will come under Op Eyeball. Op Harvester continues to collate results collected by Mobile Rural Watches. Recent convictions for badger disturbance, poaching, and theft. Recent arrests for farm burglaries in the Harrogate and Craven areas. CPD events held to further train officers in aspects of rural and wildlife crime. Training delivered to FCR colleagues with other shift training days planned in over summer.
- **Problem Solving**

Problem Solving Plans are now in place for poaching, raptor persecution, equine crime, and plant and machinery theft. Op Byway, Galileo, Woollen and Sidekick all address problems identified on area. Problem Solving involve a number of key partners ranging from local authorities, 3<sup>rd</sup> sector partners, and community groups.
- **Public Service**

Over twenty large scale events scheduled in the Calendar, as well as attendance at marts, sales, etc., which officers attend frequently, as well as preventative marking events created by the team to engage with the public. Recent competition run with local schools which will results in the tractor visiting. Traditional media, newsletters, and social media presence on Facebook and Twitter, to continue liaising with public (Yorkshire Post, Northern Farmer, York Press). Events attended include Unity Conference, Howardian Hills AONB meeting, North York Moors Land Owners liaison, NYM Volunteer Ranger AGM, Parish Council Liaison in Yorkshire Dales.

# GLOSSARY



## Glossary

- ASB = Anti-Social Behaviour
- CMS = Community Messaging System
- Crimes Against Society = These are crimes which do not have a “named victim” i.e.. the offence is against The Crown. These are usually (but not always) are as the direct result of police intervention/proactivity e.g a drugs operation. In North Yorkshire & City of York approx 10% of crimes are “Against Society” therefore it is important to make the clear distinction from Victim Based Crime.
- Fraud Offences = These are not included in the crime statistics as they are not reported by forces to the Home Office. Instead these crimes are passed to Action Fraud and statistics are collated by that agency
- I Grade = priority assigned by control room for an incident requiring Immediate police response
- KSI = A casualty Killed or Seriously Injured as a result of a Road Traffic Collision on a public road
- MCU = Major Crime Unit
- MO = Modus Operandi
- NPS = New Psyoactive Substances is the official term for Legal Highs
- NTE = Night Time Economy
- NRCT = Northern Roads Crime Team – Roads Policing with some firearms capability
- NST = Neighbourhood Support Team – a specialist unit which is deployed around the force through tactical bidding process
- OPL = Over Prescribed Limit typically the term used to describe failing a breath test
- P&CP = Police & Crime Plan document setting out the Police & Crime Commissioner’s priorities
- PCC = Police & Crime Commissioner
- PCSO = Police Community Support Officer
- PSG = Performance Steering Group is an internal meeting chaired by a Chief Officer monitoring statistics & trends
- Resolved Outcome = A crime where an offender has been dealt with through sanction or restorative justice.
- RPG = Roads Policing Team
- Sanction Detection = A historical method of looking at how crimes were resolved. A sanction detection includes where an offender is Charged, Cautioned, given a Penalty Notices for Disorder or Cannabis Warning or Fixed Penalty Notices, and where an offender has crimes Taken Into Consideration (TIC - see below).
- TIC = Taken Into Consideration is typically where an offender admits to further offences to avoid potentially being pursued for these at a later date.
- TTCG = Tactical Tasking & Co-ordination Group is an internal meeting which directs resources to tackle specific problems