



**NORTH YORKSHIRE**  
FIRE & RESCUE SERVICE

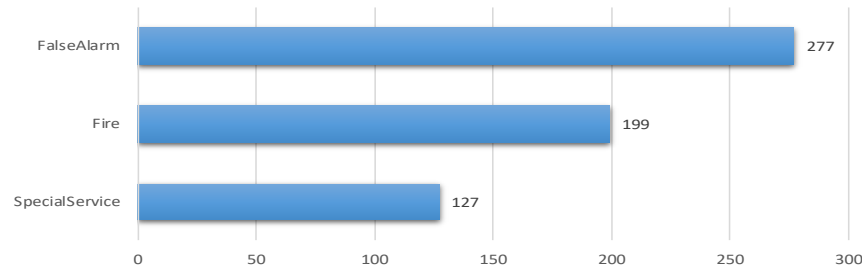
# Monthly Performance Summary

April 2019



### Incidents Overview - April 2019

#### Types of Incidents



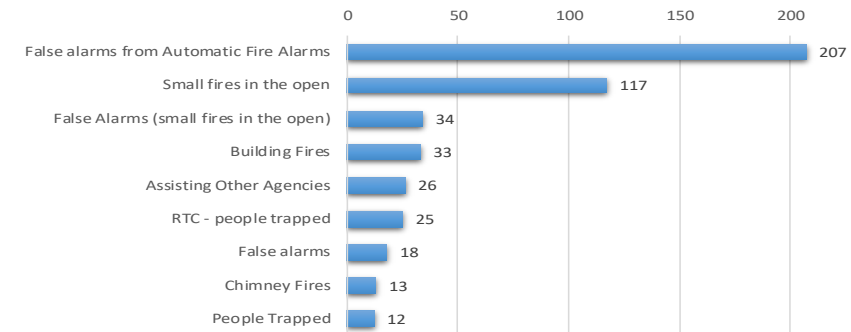
#### Total Number of Incidents

**603**

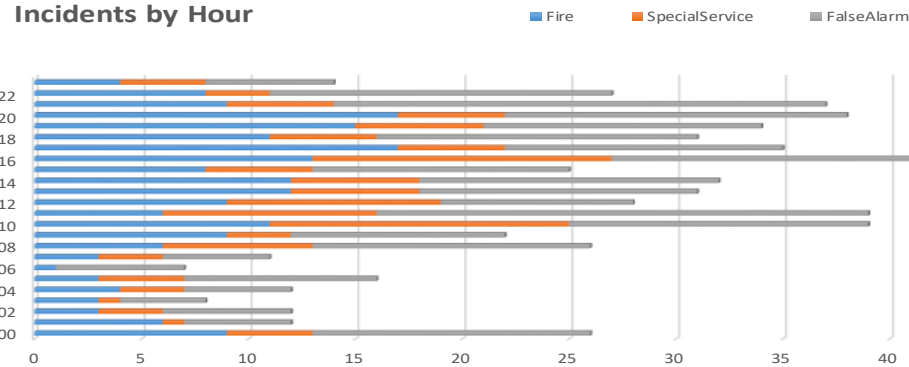
#### Previous Month (March)

**545**

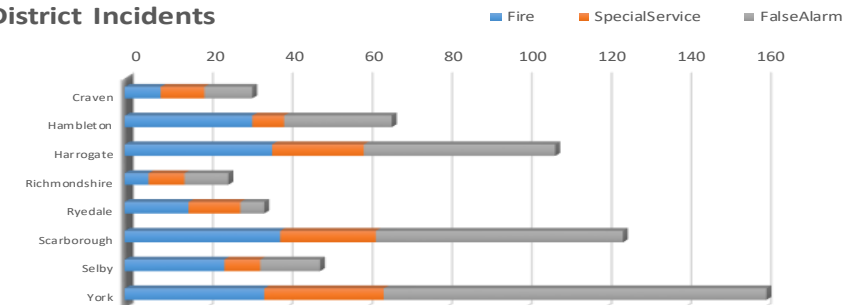
#### Top 10 Incident Types



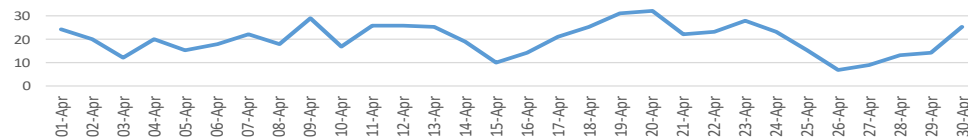
#### Incidents by Hour



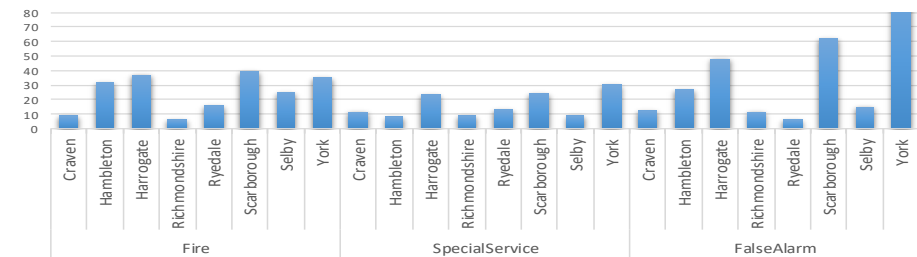
#### District Incidents



#### Total Incidents Attended



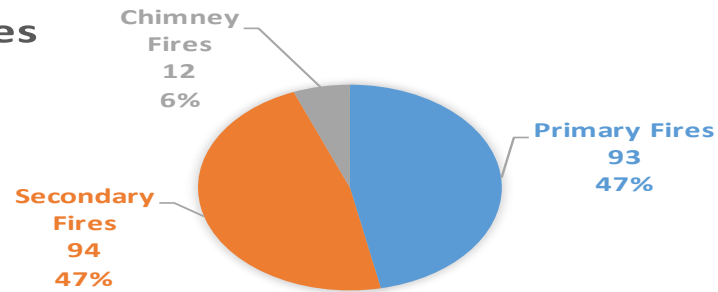
#### Incident Types by District





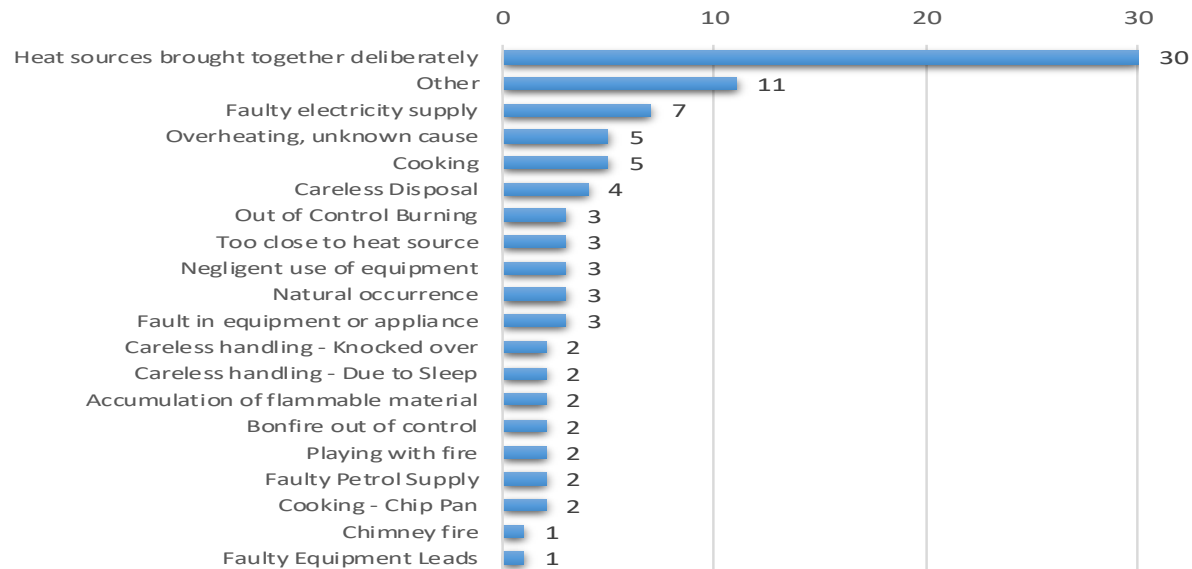
## Fires Overview - April 2019

### Types of Fires

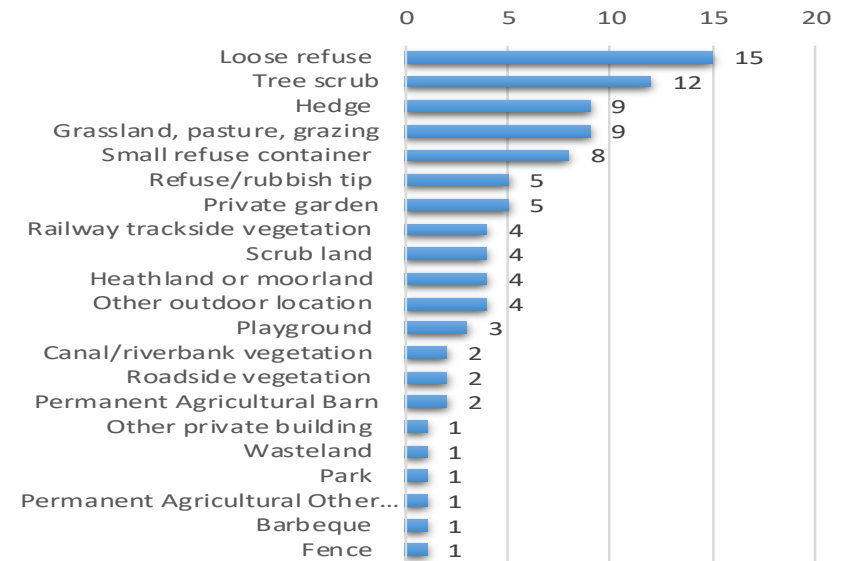


Category	April 2019	April 2018
Number of Accidental Dwelling Fires	38	41
Casualties:		
Number of Fire Deaths	0	0
Number of Fire Injuries	3	2

### Causes of Primary Fires in April 2019



### Locations of Secondary Fires



**Primary Fires** are generally more serious fires that harm people or cause damage to property, meeting one of the following conditions: building fire, vehicle fire or some outdoor structures; any fire involving fatalities, casualties or rescues; or fire attended by at least 5 pumping appliances.

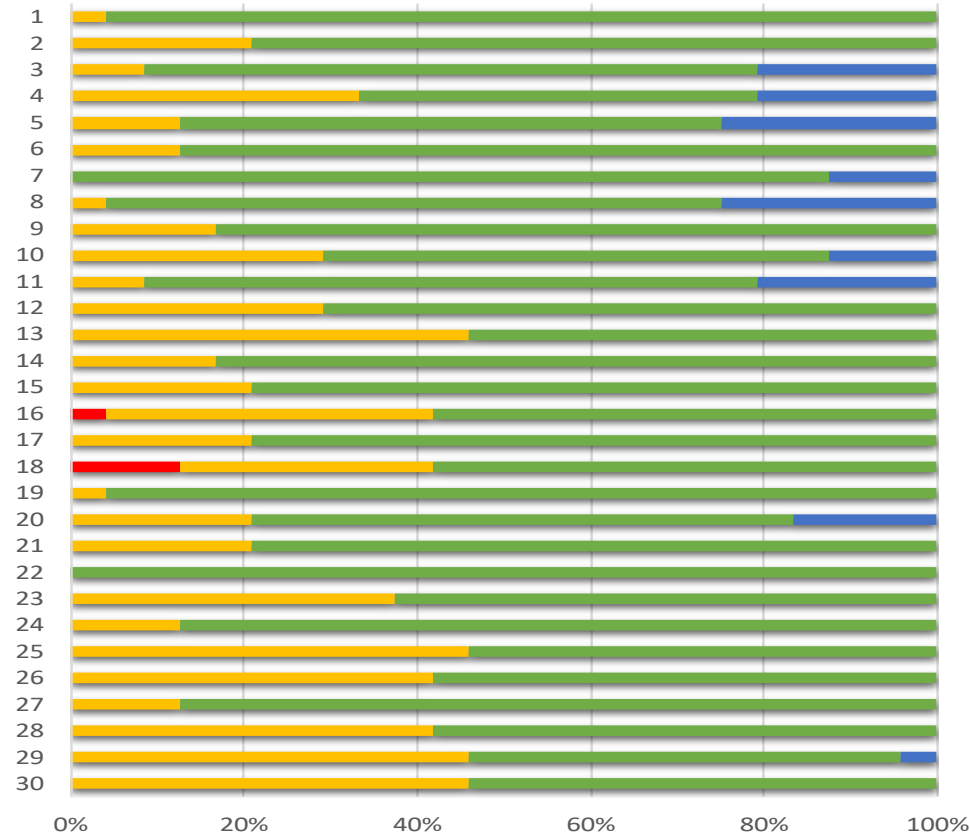
**Secondary Fires** are generally small outdoor fires, not involving people or property, including refuse fires, grassland fires and fires in derelict buildings or vehicles.



## Availability Overview - April 2019

### Appliance Availability

- Critical < 32 available
- Optimum (38 to 45)
- Minimum (32 to 37)
- Maximum (all available)



All Fire Engines Average Availability

**88%**

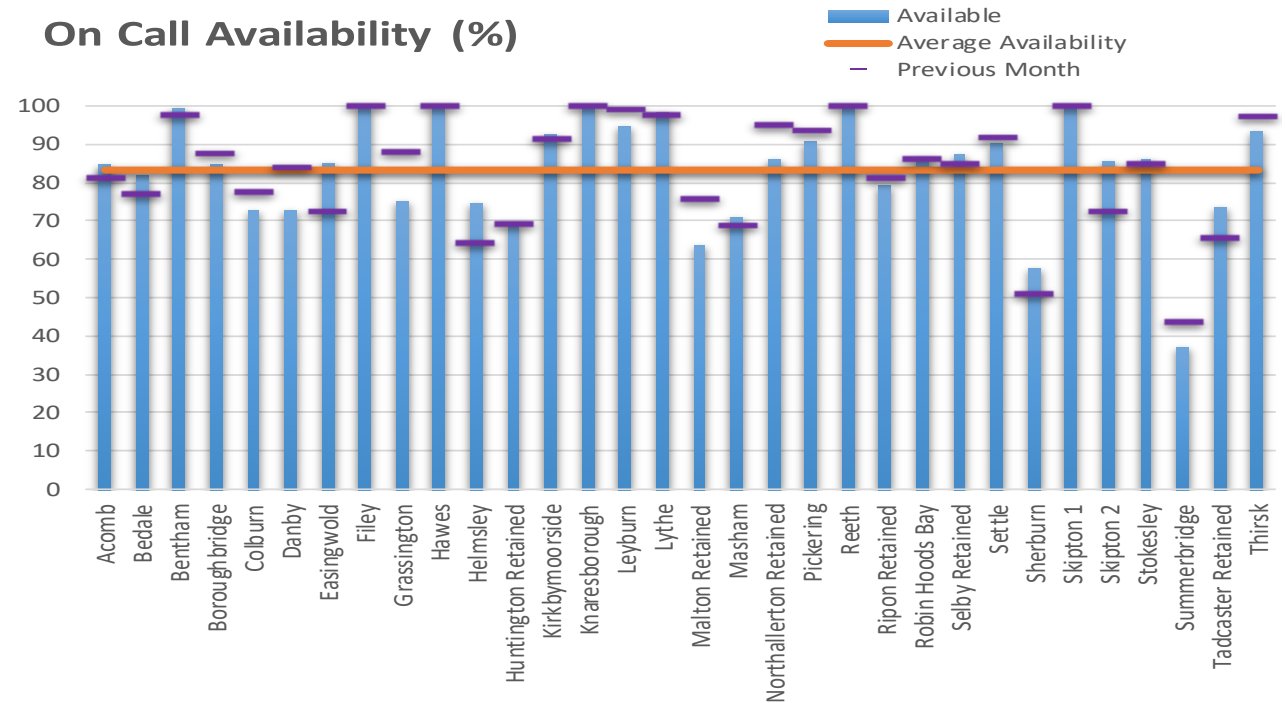
On Call Fire Engines Average Availability

**83%**

Previous Month (March) On Call Fire Engines Average Availability

**84%**

### On Call Availability (%)



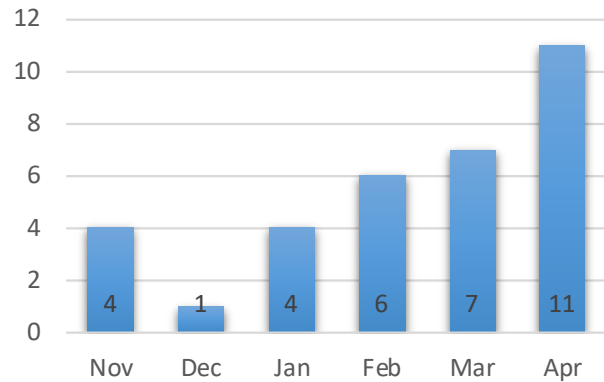


Home Safety Overview	April 2019	Business Safety Overview																																																																																						
<h3>Home Fire Safety / Safe &amp; Well Visits Completed</h3> <table border="1"> <caption>Home Fire Safety / Safe &amp; Well Visits Completed</caption> <thead> <tr> <th>District</th> <th>Community Safety Staff</th> <th>Station Staff</th> </tr> </thead> <tbody> <tr> <td>Craven</td> <td>33</td> <td>1</td> </tr> <tr> <td>Harrrogate</td> <td>20</td> <td>5</td> </tr> <tr> <td>Ryedale</td> <td>13</td> <td>8</td> </tr> <tr> <td>Selby</td> <td>9</td> <td>13</td> </tr> <tr> <td>Selby</td> <td>7</td> <td>23</td> </tr> <tr> <td>Selby</td> <td>17</td> <td>28</td> </tr> <tr> <td>Selby</td> <td>19</td> <td>61</td> </tr> </tbody> </table>	District	Community Safety Staff	Station Staff	Craven	33	1	Harrrogate	20	5	Ryedale	13	8	Selby	9	13	Selby	7	23	Selby	17	28	Selby	19	61	<p>Total Number of Visits</p> <p><b>316</b></p> <p>Number of Home Fire Safety Visits</p> <p><b>163</b></p> <p>Number of Safe &amp; Well Visits</p> <p><b>153</b></p>	<h3>Fire Safety Audits</h3> <table border="1"> <caption>Fire Safety Audits</caption> <thead> <tr> <th>District</th> <th>Business Safety Staff</th> <th>Station Staff</th> </tr> </thead> <tbody> <tr> <td>Craven</td> <td>7</td> <td>0</td> </tr> <tr> <td>York</td> <td>8</td> <td>2</td> </tr> <tr> <td>Harrrogate</td> <td>12</td> <td>4</td> </tr> <tr> <td>Hambleton</td> <td>3</td> <td>2</td> </tr> <tr> <td>Scarborough</td> <td>6</td> <td>13</td> </tr> <tr> <td>Selby</td> <td>0</td> <td>3</td> </tr> <tr> <td>Richmondshire</td> <td>0</td> <td>1</td> </tr> </tbody> </table>	District	Business Safety Staff	Station Staff	Craven	7	0	York	8	2	Harrrogate	12	4	Hambleton	3	2	Scarborough	6	13	Selby	0	3	Richmondshire	0	1																																						
District	Community Safety Staff	Station Staff																																																																																						
Craven	33	1																																																																																						
Harrrogate	20	5																																																																																						
Ryedale	13	8																																																																																						
Selby	9	13																																																																																						
Selby	7	23																																																																																						
Selby	17	28																																																																																						
Selby	19	61																																																																																						
District	Business Safety Staff	Station Staff																																																																																						
Craven	7	0																																																																																						
York	8	2																																																																																						
Harrrogate	12	4																																																																																						
Hambleton	3	2																																																																																						
Scarborough	6	13																																																																																						
Selby	0	3																																																																																						
Richmondshire	0	1																																																																																						
<h3>Referrals Received for Safe &amp; Well Visits</h3> <table border="1"> <caption>Referrals Received for Safe &amp; Well Visits</caption> <thead> <tr> <th>Source</th> <th>Number of Referrals</th> </tr> </thead> <tbody> <tr> <td>Self</td> <td>51</td> </tr> <tr> <td>Other</td> <td>16</td> </tr> <tr> <td>Health Adult Services</td> <td>6</td> </tr> <tr> <td>Housing Association</td> <td>5</td> </tr> <tr> <td>Police</td> <td>3</td> </tr> <tr> <td>Post NYFRS Incident</td> <td>3</td> </tr> <tr> <td>Age UK</td> <td>3</td> </tr> <tr> <td>Oxygen</td> <td>3</td> </tr> <tr> <td>Mental Health Agency</td> <td>2</td> </tr> <tr> <td>District Council</td> <td>2</td> </tr> <tr> <td>Hospital</td> <td>2</td> </tr> <tr> <td>Living Well</td> <td>2</td> </tr> <tr> <td>Social Care</td> <td>2</td> </tr> <tr> <td>Home Improvement Agency</td> <td>1</td> </tr> <tr> <td>CYC</td> <td>1</td> </tr> </tbody> </table>	Source	Number of Referrals	Self	51	Other	16	Health Adult Services	6	Housing Association	5	Police	3	Post NYFRS Incident	3	Age UK	3	Oxygen	3	Mental Health Agency	2	District Council	2	Hospital	2	Living Well	2	Social Care	2	Home Improvement Agency	1	CYC	1	<p>Number of Premises with occupant &gt; 65 yrs</p> <p><b>201 (64%)</b></p> <p>Number of Premises with no working smoke alarms</p> <p><b>119 (38%)</b></p> <p>Number of Premises where occupier may be unable to escape</p> <p><b>69 (22%)</b></p> <p>Number of Premises where occupier living alone</p> <p><b>154 (49%)</b></p> <p>Number of Premises where occupier smokes</p> <p><b>49 (16%)</b></p>	<h3>Fire Safety Audit Outcomes</h3> <table border="1"> <caption>Fire Safety Audit Outcomes</caption> <thead> <tr> <th>Premises Type</th> <th>Satisfactory</th> <th>Unsatisfactory</th> </tr> </thead> <tbody> <tr> <td>Boarding Schools</td> <td>1</td> <td>0</td> </tr> <tr> <td>Flats (S72 Building Act 1984)</td> <td>2</td> <td>0</td> </tr> <tr> <td>Hospital</td> <td>1</td> <td>0</td> </tr> <tr> <td>Public Entertainment Occasional</td> <td>1</td> <td>0</td> </tr> <tr> <td>Non-residential - Further Education</td> <td>1</td> <td>0</td> </tr> <tr> <td>Non Certificated Factory</td> <td>2</td> <td>0</td> </tr> <tr> <td>Other Sleeping Residential Accommodation</td> <td>2</td> <td>0</td> </tr> <tr> <td>Public Entertainment Commercial</td> <td>1</td> <td>0</td> </tr> <tr> <td>Other Non-Residential Accommodation</td> <td>1</td> <td>0</td> </tr> <tr> <td>Theatres</td> <td>1</td> <td>0</td> </tr> <tr> <td>Office</td> <td>2</td> <td>0</td> </tr> <tr> <td>Shop</td> <td>3</td> <td>4</td> </tr> <tr> <td>Factory</td> <td>3</td> <td>1</td> </tr> <tr> <td>Licensed Premises</td> <td>2</td> <td>6</td> </tr> <tr> <td>Care Standards Act 2000</td> <td>6</td> <td>2</td> </tr> <tr> <td>Hotel/Boarding House</td> <td>3</td> <td>3</td> </tr> <tr> <td>HMO - Flatlets</td> <td>10</td> <td>3</td> </tr> </tbody> </table>	Premises Type	Satisfactory	Unsatisfactory	Boarding Schools	1	0	Flats (S72 Building Act 1984)	2	0	Hospital	1	0	Public Entertainment Occasional	1	0	Non-residential - Further Education	1	0	Non Certificated Factory	2	0	Other Sleeping Residential Accommodation	2	0	Public Entertainment Commercial	1	0	Other Non-Residential Accommodation	1	0	Theatres	1	0	Office	2	0	Shop	3	4	Factory	3	1	Licensed Premises	2	6	Care Standards Act 2000	6	2	Hotel/Boarding House	3	3	HMO - Flatlets	10	3
Source	Number of Referrals																																																																																							
Self	51																																																																																							
Other	16																																																																																							
Health Adult Services	6																																																																																							
Housing Association	5																																																																																							
Police	3																																																																																							
Post NYFRS Incident	3																																																																																							
Age UK	3																																																																																							
Oxygen	3																																																																																							
Mental Health Agency	2																																																																																							
District Council	2																																																																																							
Hospital	2																																																																																							
Living Well	2																																																																																							
Social Care	2																																																																																							
Home Improvement Agency	1																																																																																							
CYC	1																																																																																							
Premises Type	Satisfactory	Unsatisfactory																																																																																						
Boarding Schools	1	0																																																																																						
Flats (S72 Building Act 1984)	2	0																																																																																						
Hospital	1	0																																																																																						
Public Entertainment Occasional	1	0																																																																																						
Non-residential - Further Education	1	0																																																																																						
Non Certificated Factory	2	0																																																																																						
Other Sleeping Residential Accommodation	2	0																																																																																						
Public Entertainment Commercial	1	0																																																																																						
Other Non-Residential Accommodation	1	0																																																																																						
Theatres	1	0																																																																																						
Office	2	0																																																																																						
Shop	3	4																																																																																						
Factory	3	1																																																																																						
Licensed Premises	2	6																																																																																						
Care Standards Act 2000	6	2																																																																																						
Hotel/Boarding House	3	3																																																																																						
HMO - Flatlets	10	3																																																																																						

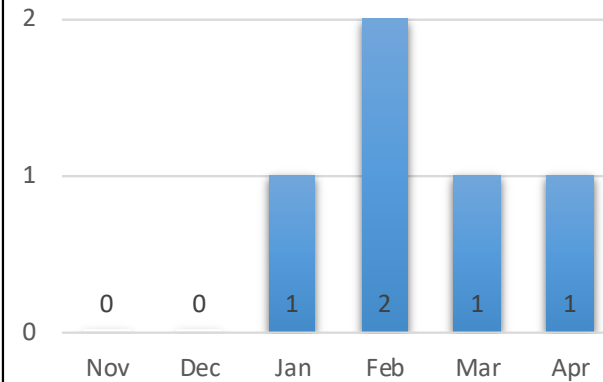


## Health & Safety Overview (Reported by NYFRS Staff) - April 2019

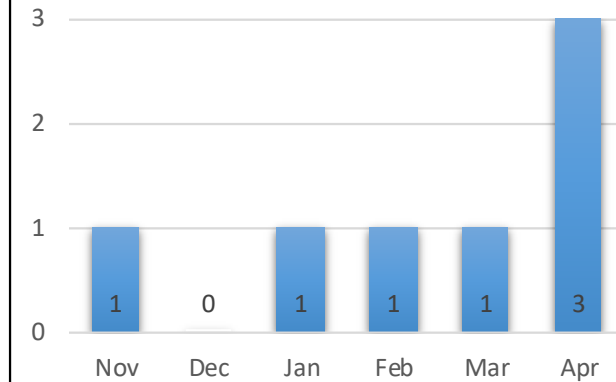
### Accidents On Duty



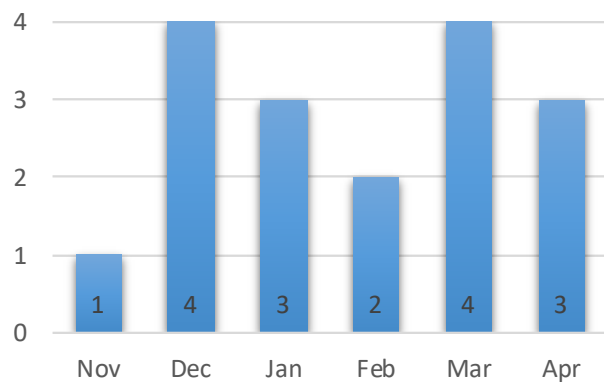
### Accidents On Blue Lights



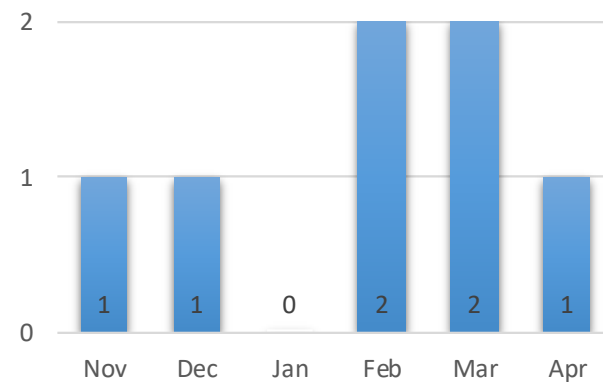
### Accidents Off Blue Lights



### Causes for Concern



### Near Miss

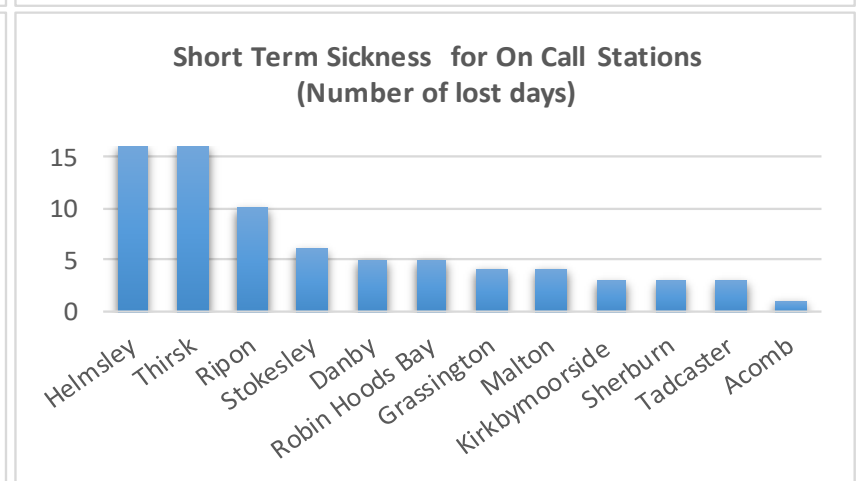
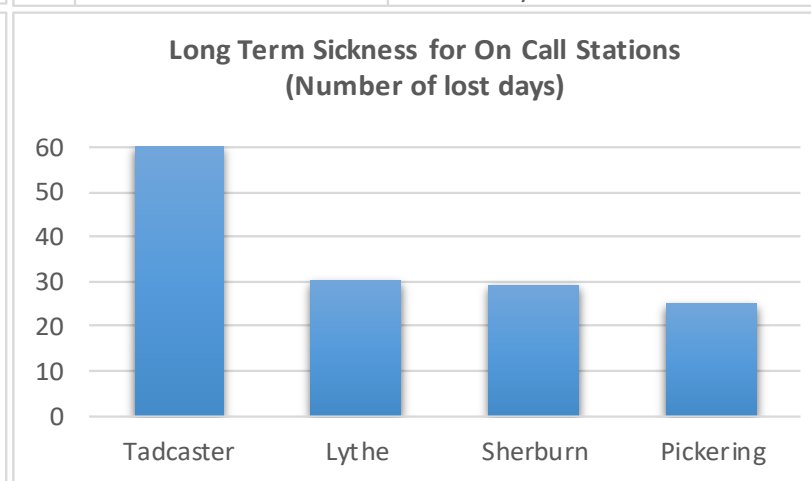
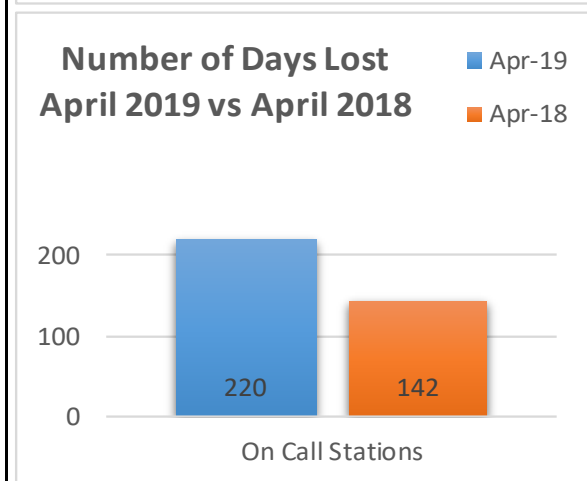
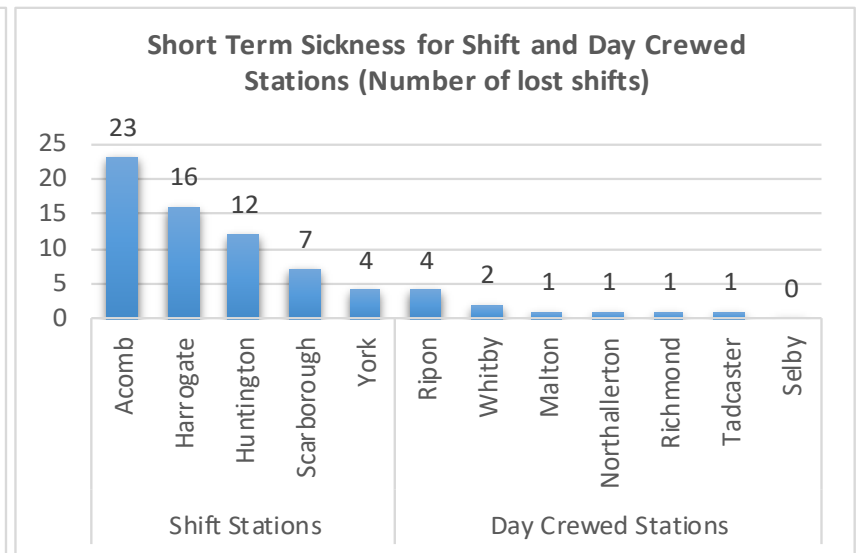
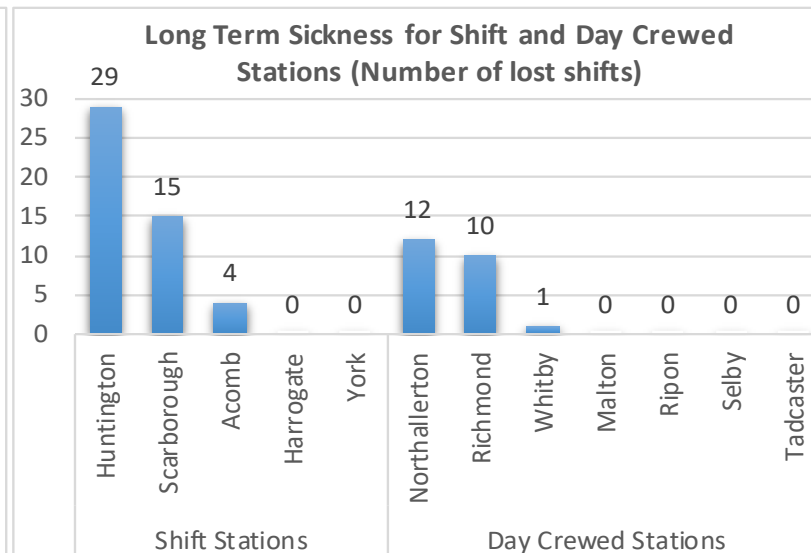
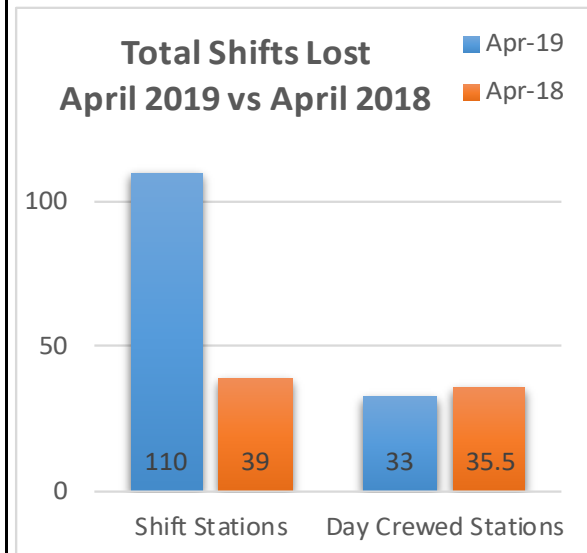


### Attacks on Firefighters

There have been no reported attacks on firefighters since August 2018

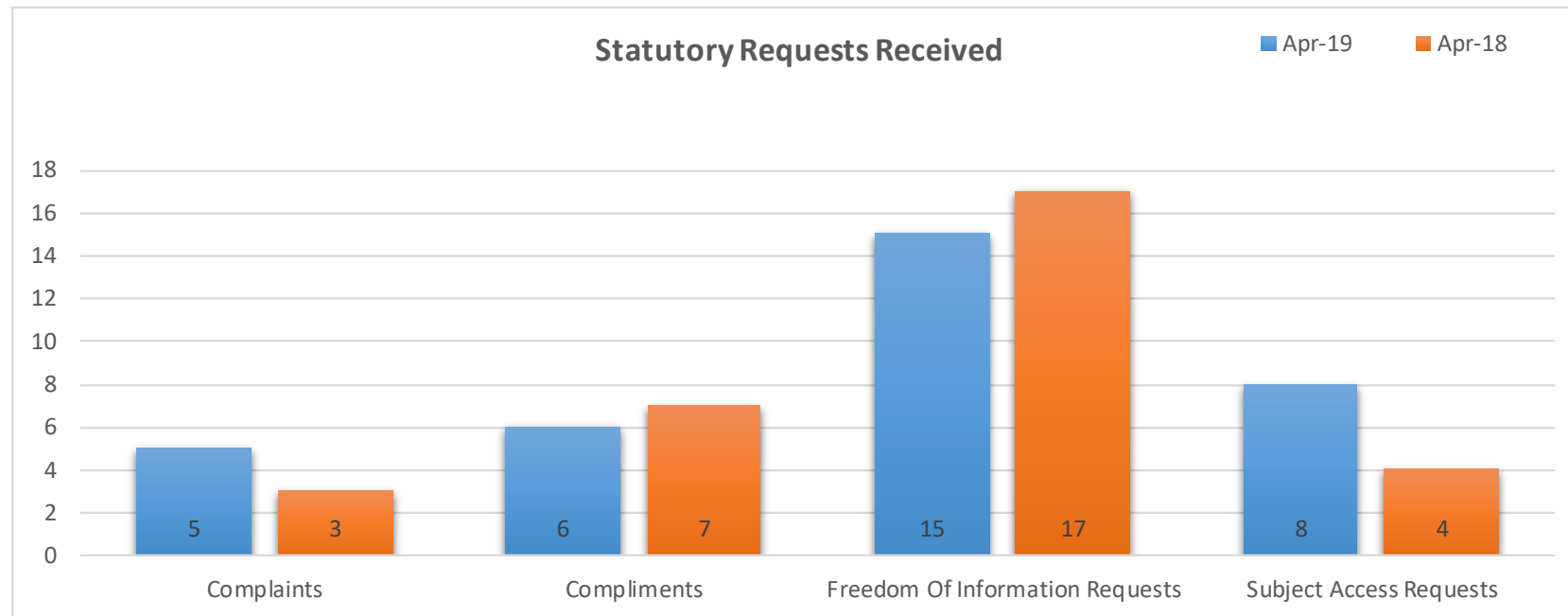


## Absence Levels Overview - April 2019





## Statutory Requests Received - April 2019

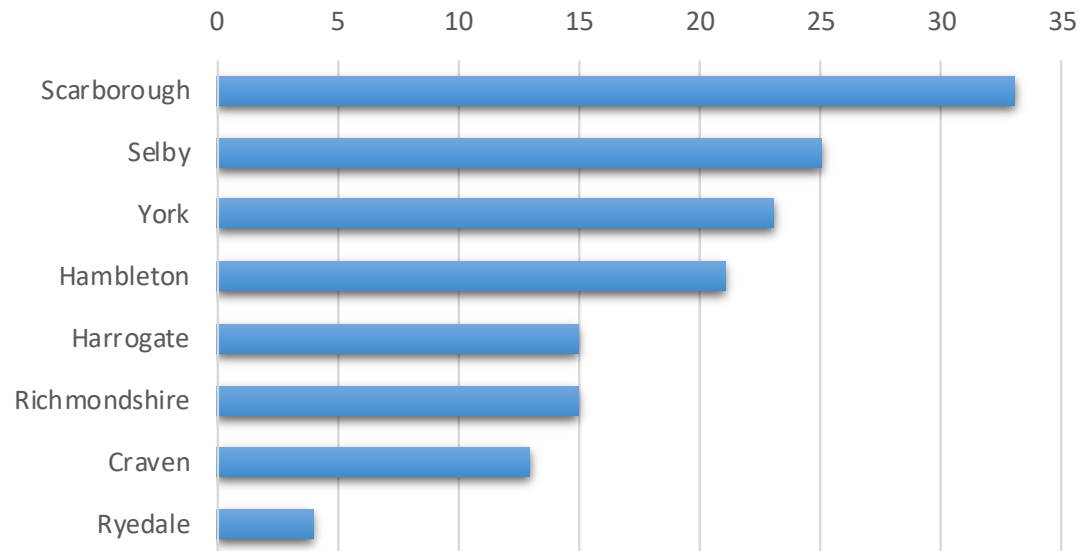






## Safeguarding Referrals

**Vulnerable Referrals from NYFRS to Other Agencies  
April 2018 - March 2019**



**Referrals to Firesetter Programme  
April 2018 - March 2019**

