


Public Accountability Board



Meeting Date: 25th June 2019 13:30



BE SAFE
FEEL SAFE

Agenda



Caring About the Vulnerable

Mental Health

S136 Detentions



Ambitious Collaboration

Force Overview

City Command

Coastal Command



Reinforcing Local Policing

County Command

Crime Trends

Crime Focus

ASB/PSW
Incidents

Proactive Policing



Enhancing the Customer Experience

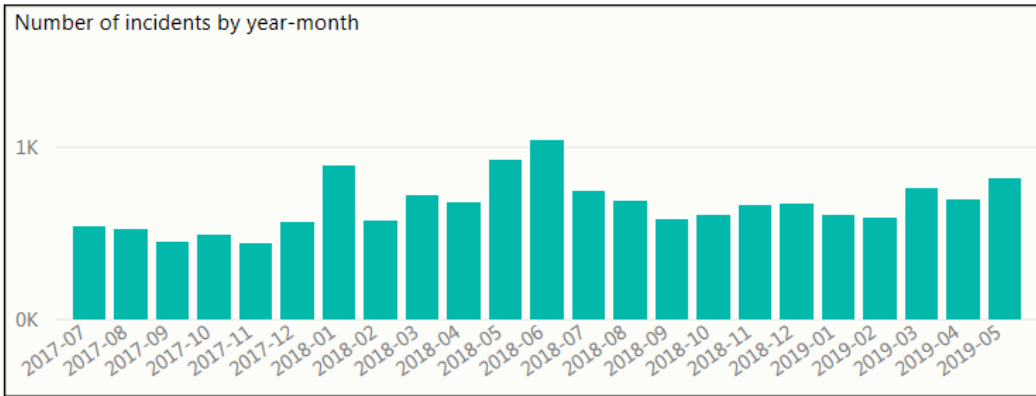
999

101

Local Priorities

Mental Health

Occurrences involving a person(s) with a mental health qualifier



- The monthly volume of incidents where Mental Health is seen as a factor involved remains static with the exception of January 2018 and Summer 2018 where we saw a rise in incidents.
- Incidents with a Mental Health tag have accounted for 8.8% of all incidents in the last 22 months

Incidents with highest number of Mental Health Tag (June '18 – May '19)

Description	Volume with mental health tag	% of All Type of Incidents
CONC SAFETY/TRAPPED/INJ/ILL	5048	40.54%
MISSING PERSON	502	29.05%
DOMESTIC INCIDENT	569	11.16%
VIOLENCE	639	7.86%
ASB NUISANCE	484	4.91%

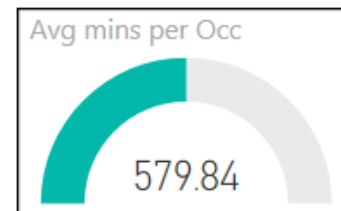
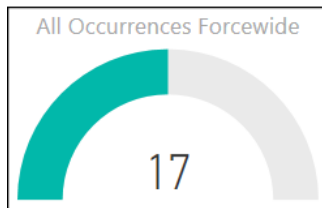
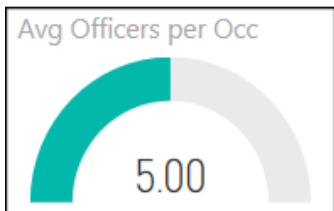
Incident data (left) relates to the initial police response where Mental health presented and was tagged on the incident

Use of police custody as a place of safety

Police custody must only be used for s.136 MHA detainees in highly exceptional circumstances, e.g. genuinely unmanageable risks of resistance, aggression, violence or escape, or if also detained for an offence. We scrutinise every use of custody in these circumstances. Further details are included on the following slide.

136 Detentions (Police Custody)	Jul-18	Aug-18	Sep-18	Oct-18	Nov-18	Dec-18	Jan-19	Feb-19	Mar-19	Apr-19	May-19
Under 18	0	0	0	0	0	0	0	0	0	0	0
Aged 18 or Over	3	1	2	0	1	4	2	2	3	0	2
Total	3	1	2	0	1	4	2	2	3	0	2

s136 – May 2019



By Occurrence Type

Closing Code Desc Occs

Closing Code Desc	Occs
CONC SAFETY/TRAPPED/INJ/ILL	11
MISSING PERSON	2
POLICE GENERATED ACTIVITY	2
SEXUAL OFFENCE	1
VIOLENCE	1

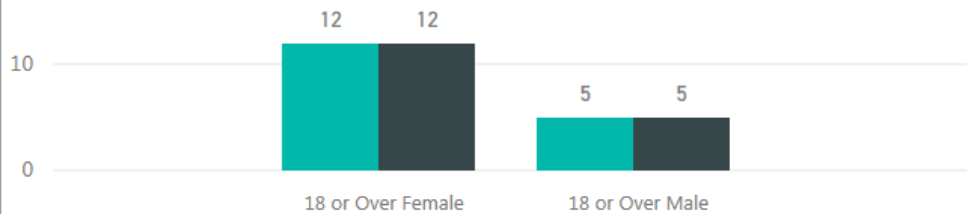
Total **17**

- May 2019 saw another decrease in s136 detentions when compared to the monthly average experienced (average 26 incidents per month over the last 2 years)
- There were 0 detainees required to be taken out of the county this month
- 0 individuals had repeat s136 detentions in May 2019.
- 4 incidents required Police transportation:
 - 2 following Risk assessment
 - 2 No Data Available

Gender/Age Breakdown and Repeat Nominals

Breakdown by Age Groupings and Gender

● Individuals ● All Occs



Outcomes

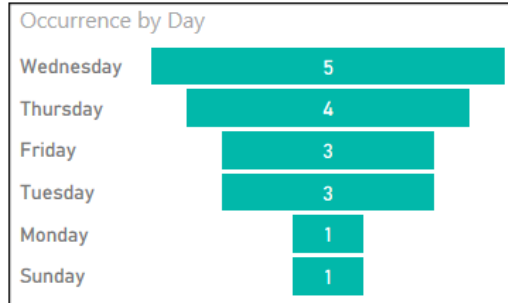
Outcome	Totals
Open to services, returned to the community with follow up by current service	5
Formal Admission	4
Not open to services. Returned to the community without follow up	3
Returned to the community with follow up arranged at assessment	3
Informal admission	2
Total	17

Mode of Transport

Method of Transport to HBPOS



Occurrence by Day

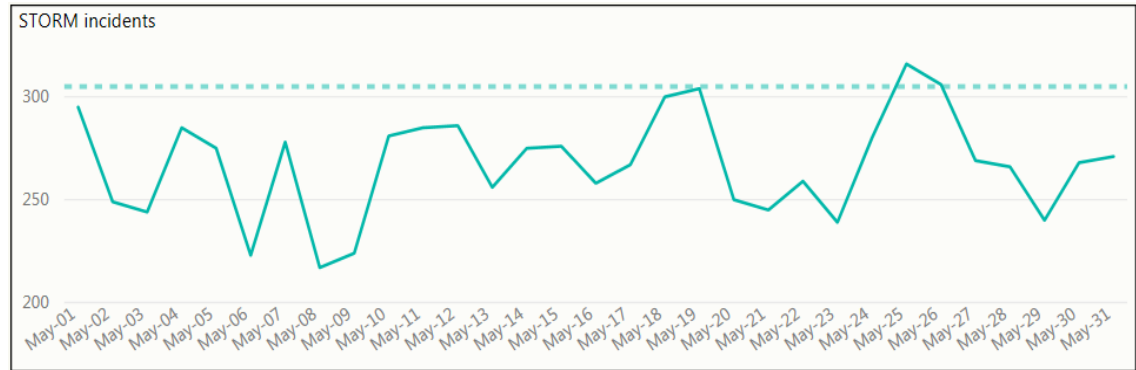


Force Levels (Incidents and Crimes Committed May 2019)

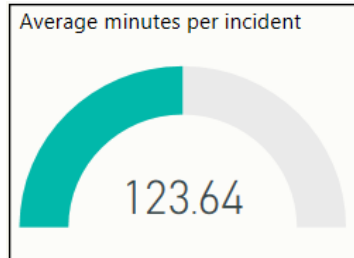
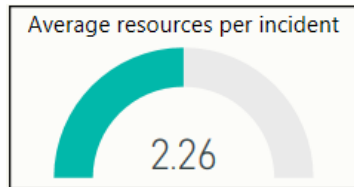
Count of all Incidents and type



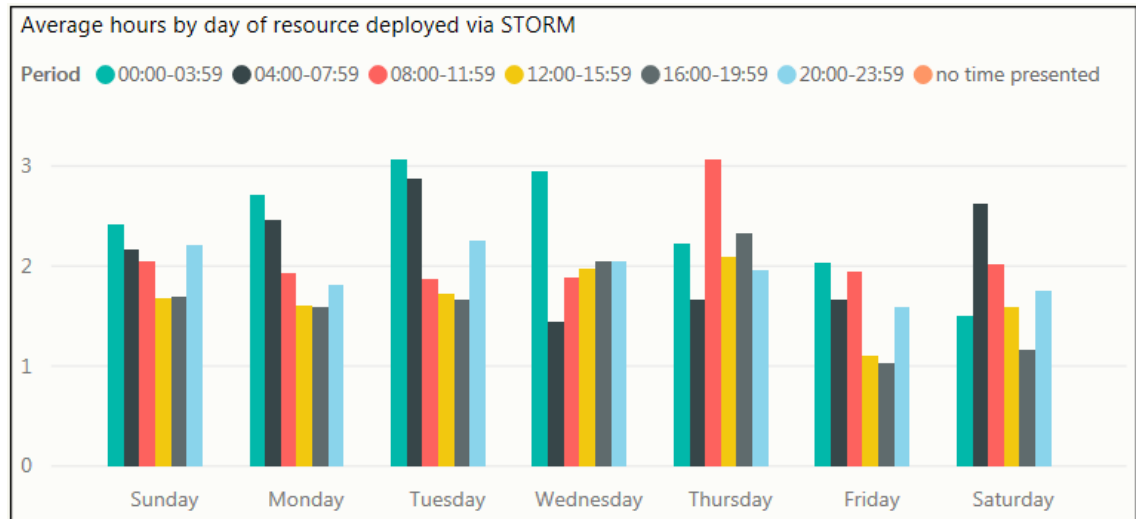
Incident Volumes by Date



Average Officers and Time Spent



Incident Volumes by Day and Time Group

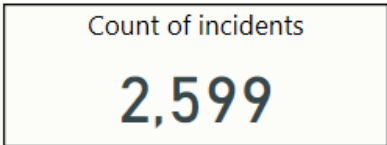


Highest Wards by Crime Volume

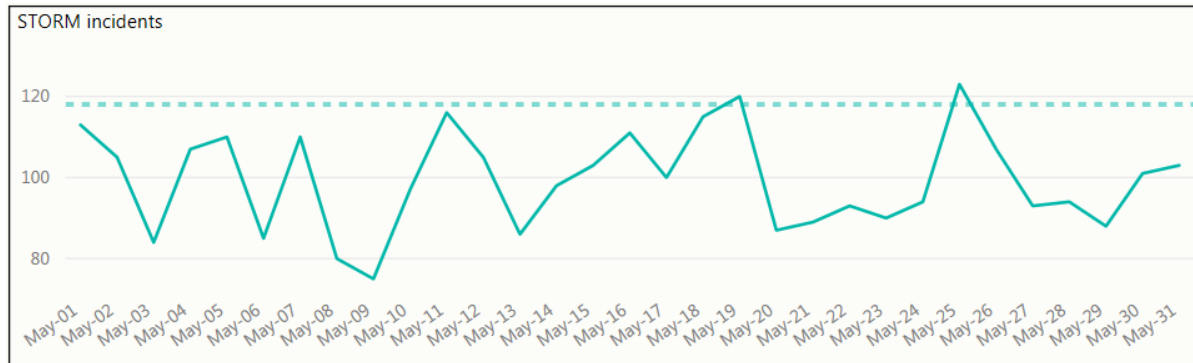
Castle	Westfield	Mickle...	Selby So...	Dring...	Eastfi...	The ...
220	103	95				
Guildhall Inner (NYP)	Hunting...	Low Ha...	Heworth	Holg...	Cent...	Hull ...
198	102	93	Clifton	Fishe...	Filey	Gran...

City Command (Incidents and Crimes Committed May 2019 – York and Selby)

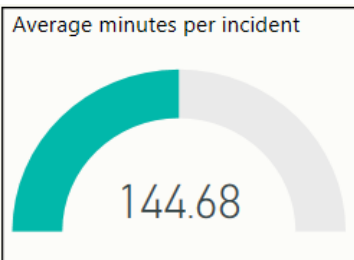
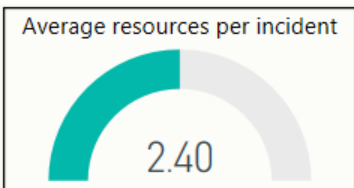
Count of all Incidents and type



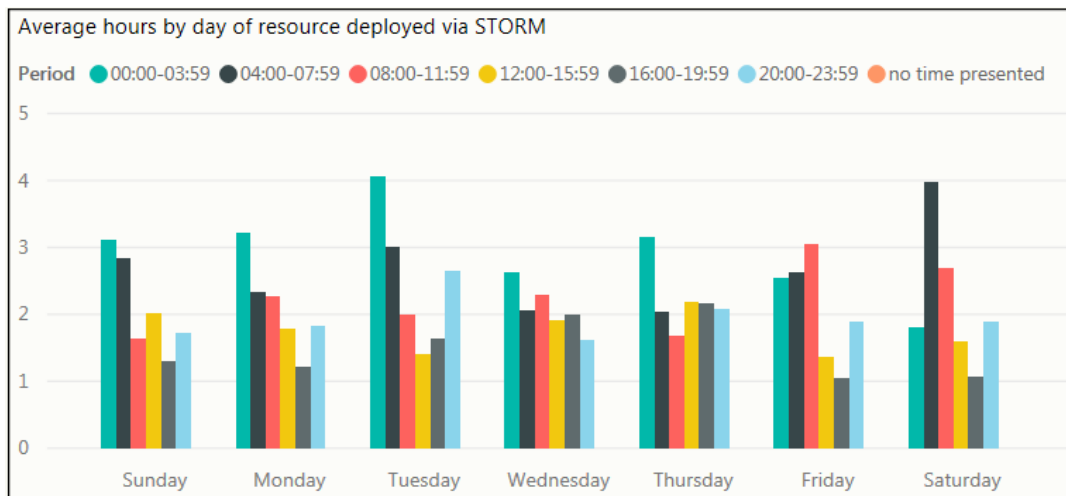
Incident Volumes by Date



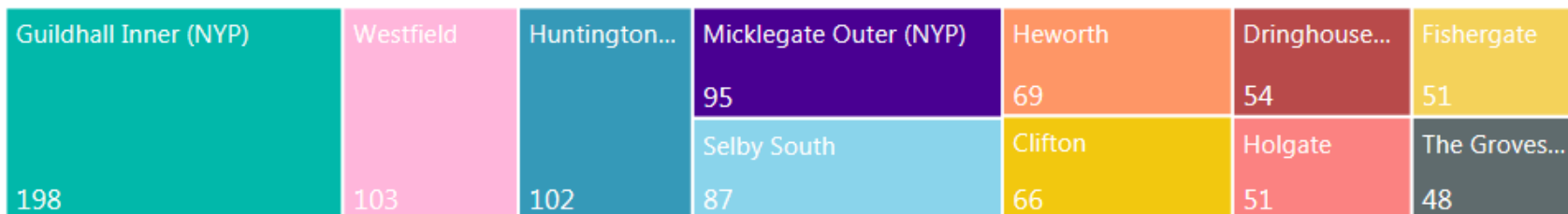
Average Officers and Time Spent



Incident Volumes by Day and Time Group



Highest Wards by Crime Volume



Coastal Command (Incidents and Crimes Committed May 2019 – Scarborough and Ryedale)

Count of all Incidents and type

Count of incidents

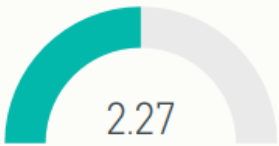
1,688

Total Crimes Committed

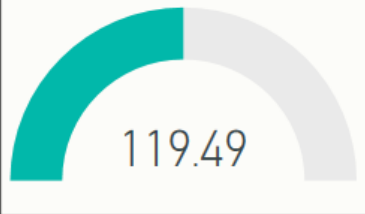
985

Average Officers and Time Spent

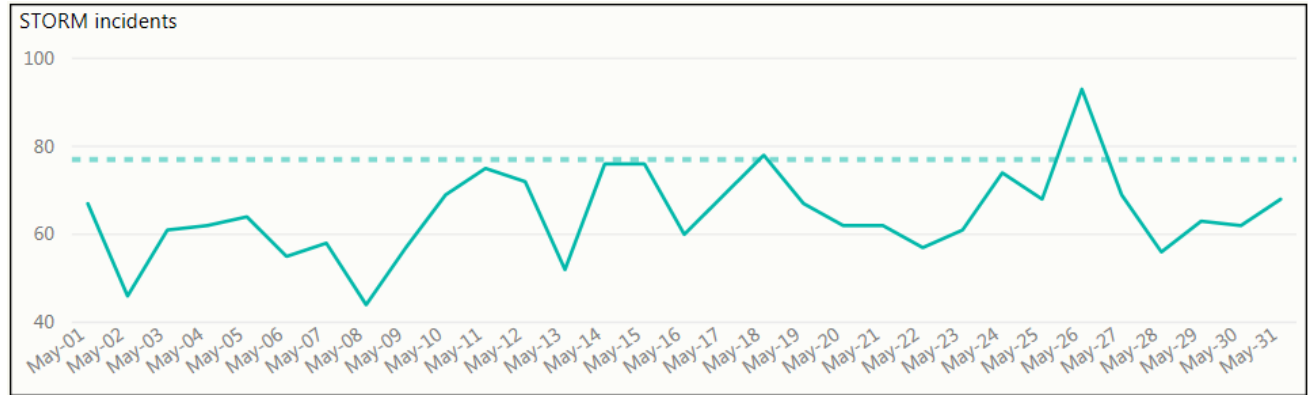
Average resources per incident



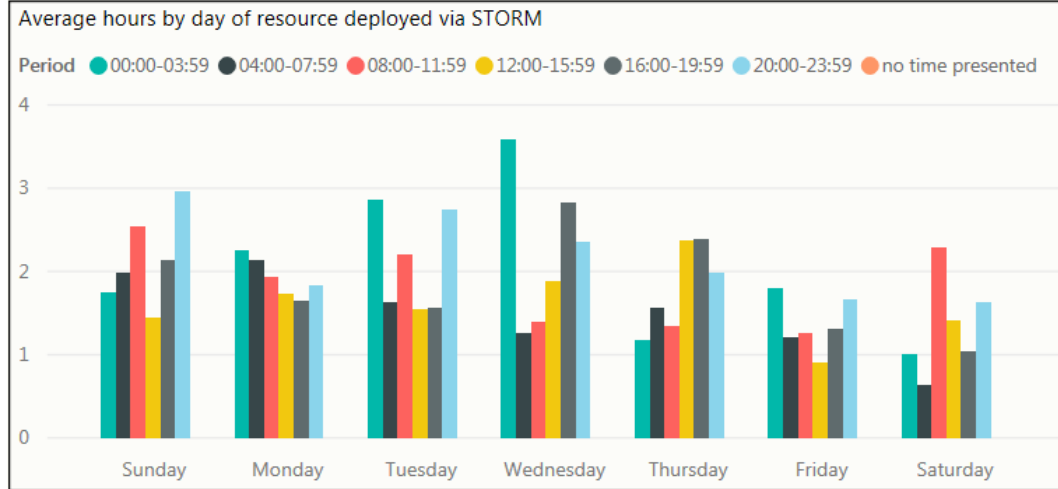
Average minutes per incident



Incident Volumes by Date



Incident Volumes by Day and Time Group

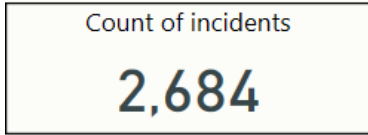


Highest Wards by Crime Volume

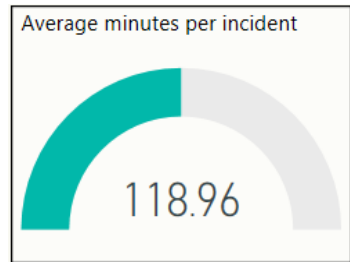
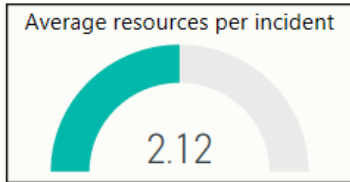
Castle	Eastfield	Filey	North Bay	Ramshill	Cayton
220	51	49	36	33	31
	Central	Northstead	Falsgrave Park	Norton East	Whitby We...
	50		36	31	30

County Command (Incidents and Crimes Committed May 2019 – Hamb, Rich, H'gate and Craven)

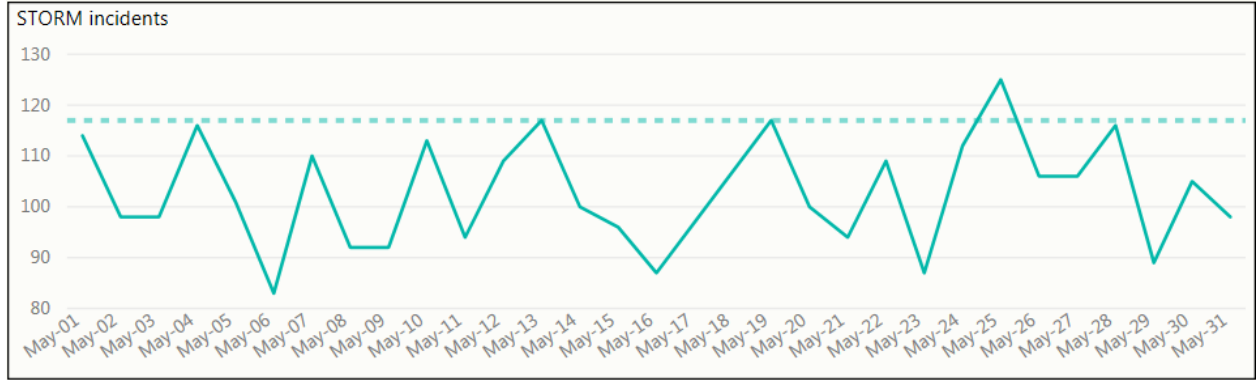
Count of all Incidents and type



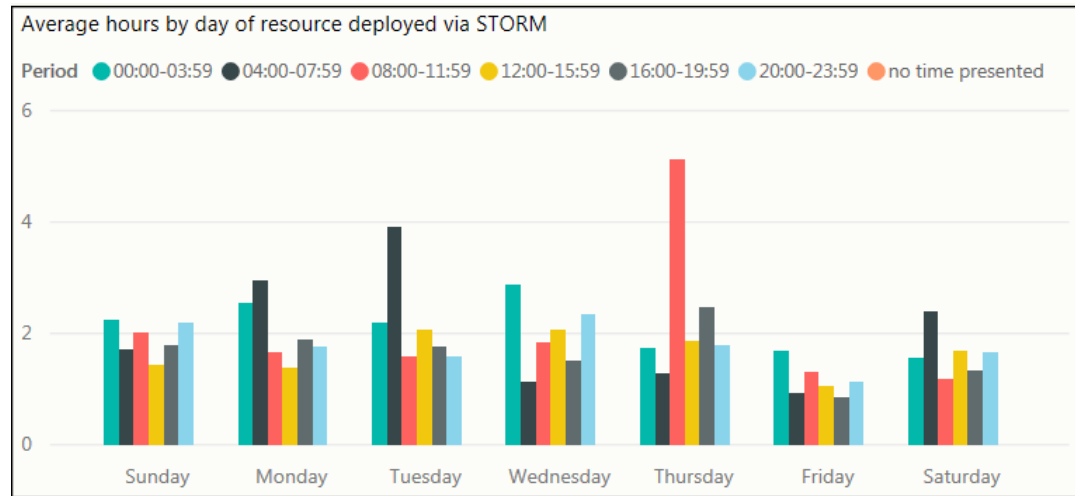
Average Officers and Time Spent



Incident Volumes by Date



Incident Volumes by Day and Time Group



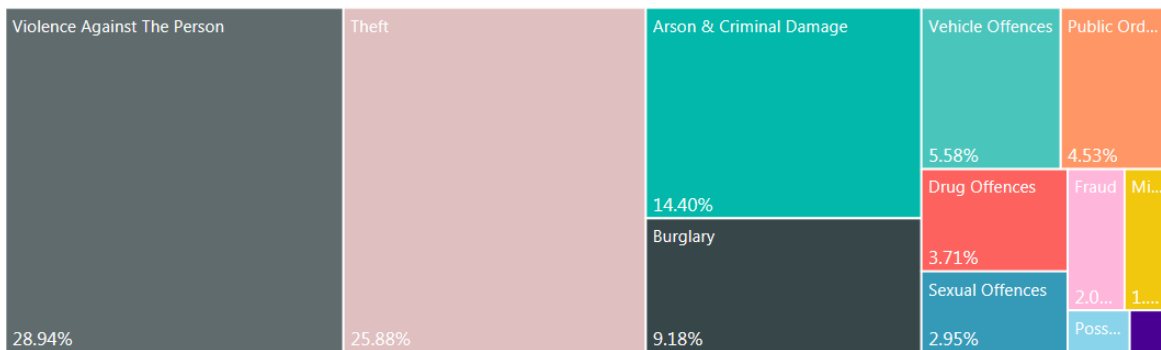
Highest Wards by Crime Volume

Low Harrog...	Granby	Saltergate	Richmo...	High H...	Skipto...	Woodfield
	45	42	36	33	31	Skipton S...
93	New Park	Ripon Min...	Northall...	Thirsk	Knares...	Starbeck
	43	42	34	32	31	

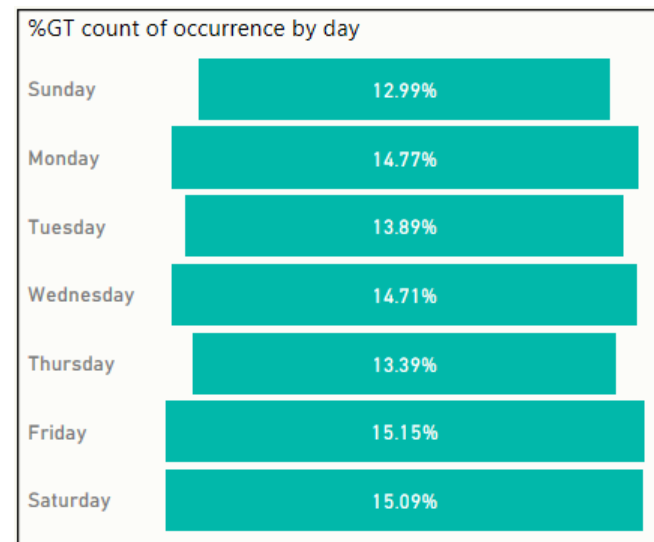
CRIME – Financial Year to Date Comparison (Crimes Committed)

	Apr-May '17	Apr-May '18	Apr-May '19	% Diff (2019 compared 2018)
Arson & Criminal Damage	1037	1062	971	-8.6%
Burglary	567	575	652	13.4%
Drug Offences	224	332	283	-14.8%
Misc Crimes Against Society	161	112	135	20.5%
Possession Of Weapons	34	54	60	11.1%
Public Order Offences	293	393	458	16.5%
Robbery	30	40	30	-25.0%
Sexual Offences	204	216	203	-6.0%
Theft: All Other Theft	757	818	746	-8.8%
Theft: Bicycle Theft	180	150	158	5.3%
Theft: Shoplifting	821	768	813	5.9%
Theft: Theft From Person	56	76	86	13.2%
Vehicle Offences	409	425	370	-12.9%
Violence Against The Person	1823	2186	2390	9.3%
Grand Total	6596	7207	7355	2.1%

% Split of Crime Types



% split of all crimes by day of the week



CRIME FOCUS – Financial Year To Date

HAM & RICH SNC		
	Apr-May '19	% diff Same Period '18
CRIME	906	1.0%
Burglary	69	-6.8%
Theft: Other	112	-4.3%
Theft: Shoplifting	59	5.4%
Criminal Damage	132	-10.8%
Drug Offences	36	56.5%
Violence Offences	331	9.2%

SCAR & RYE SNC		
	Apr-May '19	% diff Same Period '18
CRIME	1877	10.2%
Burglary	118	7.3%
Theft: Other	162	-14.7%
Theft: Shoplifting	185	3.9%
Criminal Damage	266	8.6%
Drug Offences	91	-1.1%
Violence Offences	692	19.7%

CRAVEN SNC		
	Apr-May '19	% diff Same Period '18
CRIME	384	3.8%
Burglary	59	43.9%
Theft: Other	42	-26.3%
Theft: Shoplifting	25	-10.7%
Criminal Damage	44	-8.3%
Drug Offences	13	-7.1%
Violence Offences	119	30.8%

YORK SNC		
	Apr-May '19	% diff Same Period '18
CRIME	2174	3.0%
Burglary	153	9.3%
Theft: Other	219	-1.8%
Theft: Shoplifting	347	35.0%
Criminal Damage	262	-5.4%
Drug Offences	74	-30.8%
Violence Offences	631	-1.1%

HARROGATE		
	Apr-May '19	% diff Same Period '18
CRIME	1335	-7.6%
Burglary	152	17.8%
Theft: Other	155	5.4%
Theft: Shoplifting	148	-14.0%
Criminal Damage	175	-25.2%
Drug Offences	47	-31.9%
Violence Offences	393	3.4%

SELBY SNC		
	Apr-May '19	% diff Same Period '17
CRIME	676	1.2%
Burglary	100	25.0%
Theft: Other	56	-30.9%
Theft: Shoplifting	49	-36.4%
Criminal Damage	92	-14.8%
Drug Offences	22	-15.4%
Violence Offences	222	13.8%

ANTI SOCIAL BEHAVIOUR, PUBLIC SAFETY & WELFARE AND CASUALTIES FROM ROAD TRAFFIC COLLISIONS THAT ARE KILLED & SERIOUSLY INJURED

HAM & RICH SNC

	Apr-May '19	% diff Same Period '18
ASB	445	-20.3%
PSW	2040	0.4%
Miss Person	39	-18.8%
Concern Safety	430	-1.1%
Domestic Inc	112	1.8%
PSW Other	1459	1.5%
KSI	62	24.0%

SCAR & RYE SNC

	Apr-May '19	% diff Same Period '18
ASB	1028	-18.5%
PSW	3398	0.4%
Miss Person	129	16.2%
Concern Safety	842	-4.8%
Domestic Inc	227	-19.2%
PSW Other	2200	4.3%
KSI	61	1.7%

CRAVEN SNC

	Apr-May '19	% diff Same Period '18
ASB	149	-32.0%
PSW	829	10.7%
Miss Person	23	-20.7%
Concern Safety	173	1.8%
Domestic Inc	37	-28.8%
PSW Other	596	19.7%
KSI	27	-20.6%

HARROGATE

	Apr-May '19	% diff Same Period '18
ASB	699	-19.1%
PSW	2742	5.2%
Miss Person	117	-2.5%
Concern Safety	560	-13.2%
Domestic Inc	122	-13.5%
PSW Other	1943	14.3%
KSI	73	9.0%

YORK SNC

	Apr-May '19	% diff Same Period '18
ASB	1251	-4.5%
PSW	3700	4.7%
Miss Person	127	28.3%
Concern Safety	887	-1.2%
Domestic Inc	192	-22.0%
PSW Other	2494	8.9%
KSI	84	18.3%

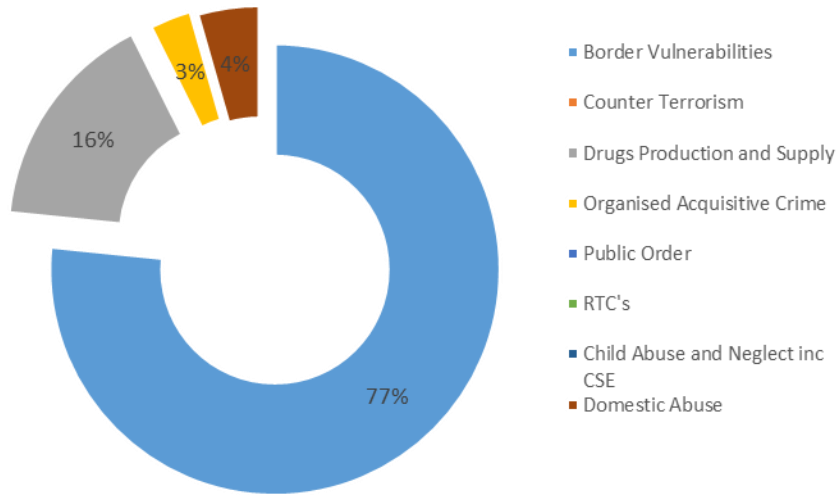
SELBY SNC

	Apr-May '19	% diff Same Period '17
ASB	376	-16.6%
PSW	1280	-10.7%
Miss Person	36	-23.4%
Concern Safety	290	-18.3%
Domestic Inc	85	-19.0%
PSW Other	869	-6.3%
KSI	24	9.1%

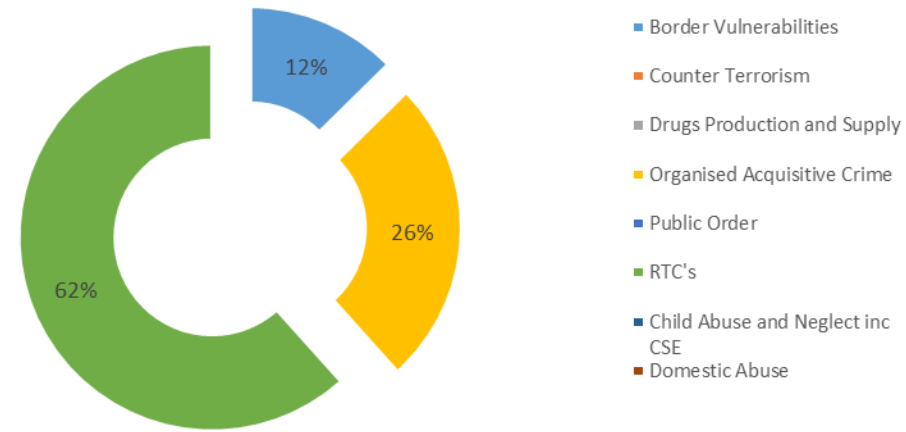
- ASB incidents continue to decrease in all SNCs
- PSW type incidents continue to be the long term increases experienced across all SNCs. Concern for Safety incidents are showing long term increases as the Police become the first point of contact for vulnerable people, which is reflected in national reporting
- The stats above represent only 2 months compared to 2 months, as the Financial Year passes, the trends will become available.

Proactivity: How has proactive policing contributed to control strategies? (May 2019)

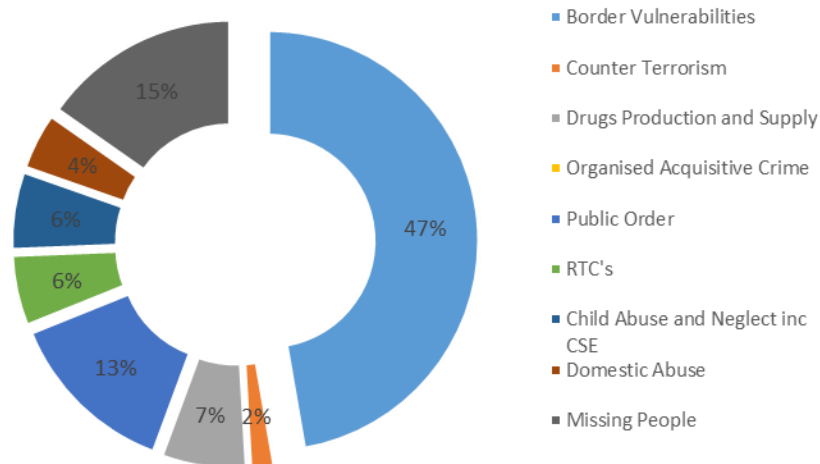
Split of 902 hours appointed to FSU



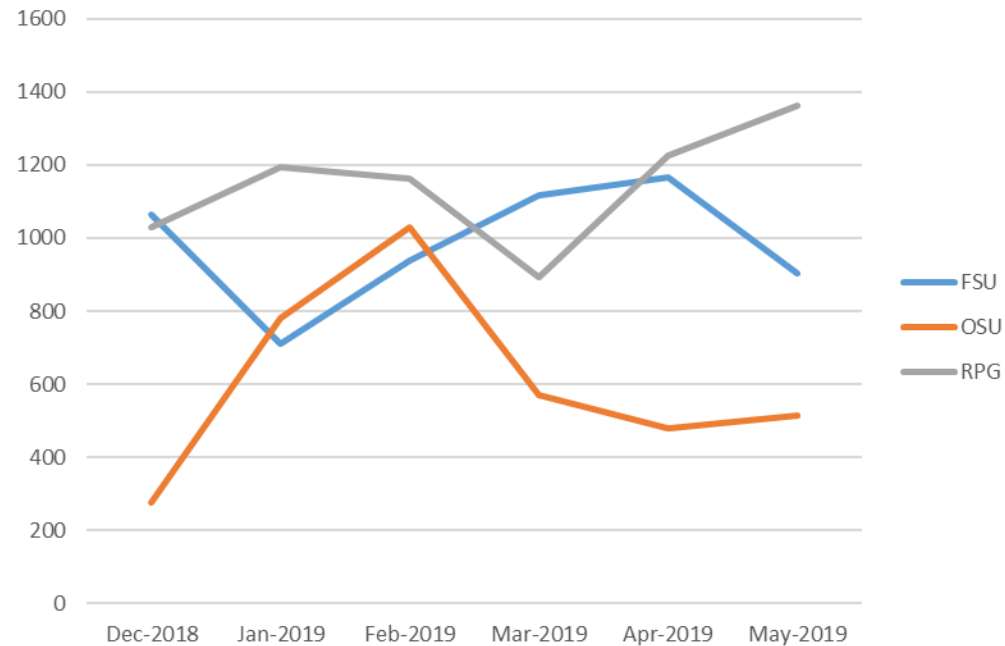
Split of 1361.25 hours appointed to RPG



Split of 550 hours appointed to OSU



Last 6 months Proactive Hours undertaken



Rural Task Force

Caring for the Vulnerable

Work with Firearms Licensing ongoing to identify vulnerable people and opportunities for early intervention using partners.

Ongoing collaboration with NHS Tees, Esk, Wear Valley Trust, Yorkshire Agricultural Society, NFU, NYCC, which has developed a campaign to offer support and intervention to those suffering with mental health issues in rural communities “Down on The Farm” – launching late June.

Op Woollen, Op Woodchip and Op Crucible aim to provide proactive prevention advice to farms, businesses and historic assets at risk.

Property Marking Events are regularly held to provide reassurance and a deterrent against theft.

Ambitious Collaboration

National week of action on rural crime planned for October.

Regional Rural and Wildlife Crime meeting planned for June to share intelligence and information, which will plan OP Checkpoint for Q3, and other multi force operational dates for cross border operations set with Cleveland, Durham and Lancs.

Local meetings with neighbouring forces occur monthly between PCs / PCSOs on area, and neighbouring force NPTs. to share intelligence and operational activity.

Op Owl dates planned for later in the year tackling raptor persecution with partners and land owners, national Raptor Awareness Day run in NY 11th June, Op Owl being launched nationally.

Op Eyeball carried out in June with Craven and Harrogate LA, RPG, DVSA, DVLA to target fly tipping and other offences, 170+ vehicles stopped, 10 vehicle prohibitions and seizures; dates planned throughout rest of year.

National Park Authorities and AONB in NYP collaborate with RTF on various work streams including tackling wildlife crime, and use of volunteers.

Collaboration with 12 forces nationally to develop a What Works strategy around poaching.

Work ongoing with partners to disrupt criminal activity of OCGs especially Existence, involving National Food Crime Unit.

Reinforcing Local Policing

Identify and support local priorities including Op Night (Craven), fuel thefts in Selby, quad thefts and burglaries on Northern border.

Op Sidekick is an intelligence led operation to proactively tackle plant and machinery theft through a series of tactics, and continues.

Op Extractor investigation and proactive response to a series of burglaries and thefts in the north of the county, as well as OCG management.

Op Existence investigation into livestock theft and subsequent sale, OCG management and working with partners such as NFCU to tackle OCG.

Support given to local policing through proactive arrests, investigation of crime series, and intelligence led proactive patrol.

Enhancing Customer Experience

Op Harvester works with volunteers based in community groups to actively work with local officers to tackle rural criminality in their areas. There are now eighteen across North Yorkshire comprising 200+ PSVs.

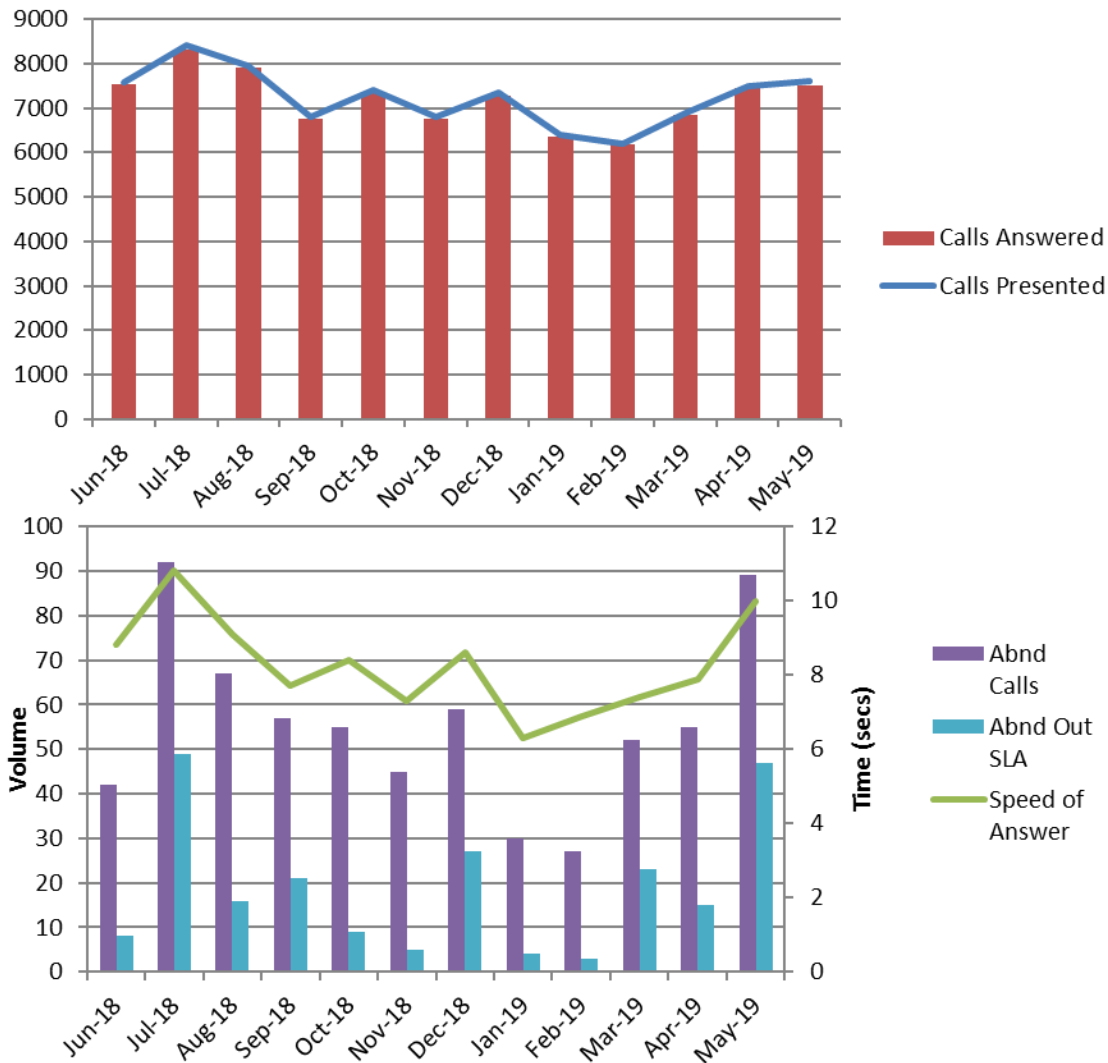
WhatsApp has recently been piloted as a tool to improve communication between community groups and the police. This has been successful three areas, with a view to using this force wide soon.

Numerous local events are still being attended on area, ranging from shows, to local marts, to farm open days, enabling contact, engagement with, and information flow between the town and rural public. Recent events attended include Farm Open days, York Agri Mart and local shows.

Internal SharePoint and Intranet sites are up and running to communicate the work of RTF to police colleagues.

Initial Contact – 999 (12 month rolling data)

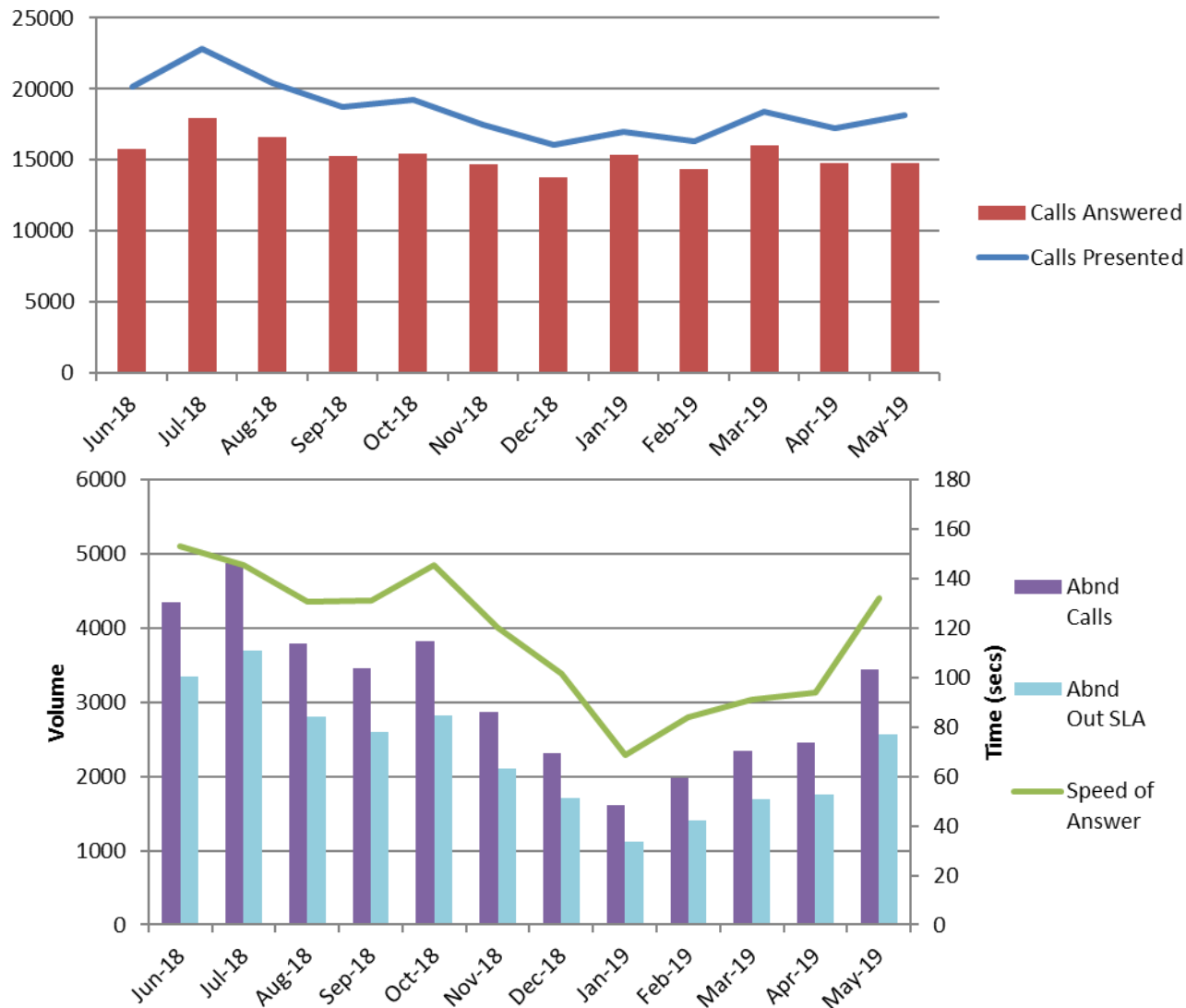
Month	Calls Presented	Calls Answered	Speed of Answer	Abnd Calls
Jun-18	7563	7521	8.8	42
Jul-18	8400	8308	10.8	92
Aug-18	7961	7894	9.1	67
Sep-18	6811	6754	7.7	57
Oct-18	7413	7358	8.4	55
Nov-18	6788	6743	7.3	45
Dec-18	7340	7281	8.6	59
Jan-19	6383	6353	6.3	30
Feb-19	6203	6176	6.9	27
Mar-19	6888	6836	7.4	52
Apr-19	7494	7439	7.9	55
May-19	7598	7509	10	89



- Highest volume in any May since 2010
- 2017-2018 - 11.83% increase in volume
- 2018-2019 2.55% increase in volume
- In 5 years there has been a 27% increase in national Police 999 calls.

Initial Contact - 101

Month	Calls Presented	Calls Answered	Speed of Answer	Abnd Calls
Jun-18	20153	15807	153.2	4346
Jul-18	22796	17927	145.2	4869
Aug-18	20420	16627	130.6	3793
Sep-18	18713	15266	131	3447
Oct-18	19280	15454	145.3	3826
Nov-18	17513	14653	120.3	2860
Dec-18	16061	13743	101.3	2318
Jan-19	16944	15327	68.5	1617
Feb-19	16308	14325	84.1	1983
Mar-19	18402	16056	91	2346
Apr-19	17235	14787	93.9	2448
May-19	18182	14744	131.9	3438



- Call duration is consistently over 5 minutes for 15 months.
- The Home Office / Vodafone 101 report quotes 21 other forces having lower volumes of 101 calls than North Yorkshire Police. The national 101 increase April 2019 – May 2019 is 4.14% North Yorkshire Police’s total calls via 101 has increased by 7% since April 2019.

Local Policing – Police and Crime Plan 2017-2021

Hambleton	Apr-May 18	Apr-May 19	Diff
Burglary	56	42	-25.0%
Road	987	668	-32.3%
Mental Health	266	229	-13.9%

Scarborough	Apr-May 18	Apr-May 19	Diff
Burglary	84	93	10.7%
Drug Offences	81	84	3.7%
ASB	1056	856	-24.7%

Richmondshire	Apr-May 18	Apr-May 19	Diff
Drug Offences	7	17	142.9%
Burglary	18	27	50.0%
ASB	176	151	-14.2%

Ryedale	Apr-May 18	Apr-May 19	Diff
Burglary	26	25	-3.8%
Drug Offences	11	7	-36.4%
ASB	205	172	-16.1%
Road	557	380	-31.8%

Harrogate	Apr-May 18	Apr-May 19	Diff
Burglary	129	152	17.8%
ASB	864	699	-19.1%
Road	1727	1007	-41.7%
Cyber	18	20	11.1%

York	Apr-May 18	Apr-May 19	Diff
Violence	638	631	-1.1%
Burglary	140	153	9.3%
ASB	1310	1251	-4.5%
Cyber	26	25	-3.8%

Craven	Apr-May 18	Apr-May 19	Diff
Burglary	41	59	43.9%
Road	507	362	-28.6%
Crime	414	163	11.8%

Selby	Apr-May 18	Apr-May 19	Diff
Drugs	26	22	-15.4%
Burglary	80	100	25.0%
ASB	451	376	-16.6%
Cyber	10	7	-30.0%

GLOSSARY

Glossary

- ASB = Anti-Social Behaviour
- CMS = Community Messaging System
- Concern Safety = Concern for Safety – includes all occurrences where there is a concern for an individual's safety or welfare
- Fraud Offences = These are not included in the crime statistics as they are not reported by forces to the Home Office. Instead these crimes are passed to Action Fraud and statistics are collated by that agency
- FSU = Firearms Support Unit
- I Grade = priority assigned by control room for an incident requiring ImmEDIATE police response
- KSI = A casualty Killed or Seriously Injured as a result of a Road Traffic Collision on a public road
- MCU = Major Crime Unit
- Miss Pers = Missing Person
- MO = Modus Operandi
- NPS = New PsychoaSubstances is the official term for Legal Highs
- NTE = Night Time Economy
- OCG = Organised Crime Group
- OSU = Operational Support Unit – a specialist unit which is deployed around the force through tactical bidding process
- OPL = Over Prescribed Limit typically the term used to describe failing a breath test
- PCSO = Police Community Support Officer
- PSW = Personal Safety and Welfare
- Resolved Outcome = A crime where an offender has been dealt with through sanction or restorative justice.
- RPG = Roads Policing Team
- RTF = Rural Task Force
- SNC = Safer Neighbourhood Command – Area of Policing attributed to
- Sus Circs = Suspicious Circumstances – includes Insecure premises and Vehicles
- TIC = Taken Into Consideration is typically where an offender admits to further offences to avoid potentially being pursued for these at a later date.