



NORTH YORKSHIRE
FIRE & RESCUE SERVICE

Online Public Meeting

Reporting Period: To 31.10.2023



Summary of Performance



Prevention.

Total Safe and Well Activity (which includes smoke detector fitting only and unable to complete) 1.1.2023 to 31.10.2023

Overall, Safe and Well activity continues to increase since the safe and well initiative started

- 3609 Safe and Well visits completed
- 706 very high and high risk Safe and Well visits completed
- 241 days of Safe and Well activity
- 617 Safe and Well visits that have been declined by the occupier or we have been unable to contact the occupier for a visit.
- 37 jobs categorised as VH and H are passed the visit date



Protection.

Total number of Fire Safety Audits (FSA) and other activity completed. 1.1.2023 to 31.10.2023

Overall fire safety activity continues to increase

- 1946 completed FSA (data management). An increase of 7% in FSA activity against the same reporting period last year
- 2879 other BFS activity (non-regulatory (FSA))
- 365 days of all fire safety activity

Summary of Performance



NORTH YORKSHIRE
FIRE & RESCUE SERVICE



Response (Incident)

- From 1 April 2019 the number of incidents attended has increased year on year
- From 1 April 2022 to 31 March 2023, we attended 8195 incident
- From 1 April 2023 to 31 October 2023, we attended 4622 incident
- Estimated total incident count of 8604 from 1 April 2023 to 31 March 2024
- From 1 April to 31 October 2023, we attended:
 - 1912 false alarm incidents. This is a reduction of 203
 - 1075 fire incident. This is a reduction of 441
 - 1635 special service. This is an increase of 59 incidents.

Response (fire engine availability)

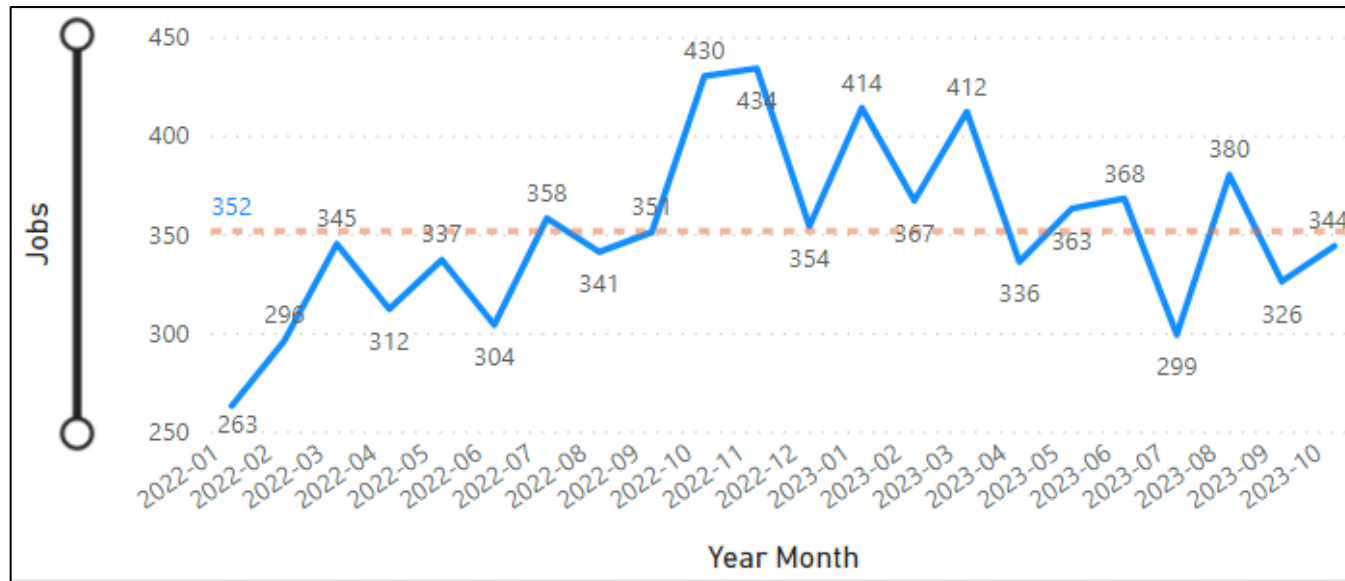
- From 1 January to 31 October 2023 overall fire engine availability has decreased by 4% in the same reporting period last year
- From 1 August to 31 October 2023, On Call fire engine availability has a 12% decrease in the same reporting period as last year
 - 2023 64%
 - 2022 76%
- A significant amount of time and effort is being put into improving availability across the national FRS



Prevention

Completed Safe & Well Activity

1.1.2022-31.10.2023



- The average number of Safe and Well visits undertaken is 352 per month. We are anticipating a reduction in activity in December as it is experienced each year as people want to spend time together

- As of 31 October 2023, the number of jobs overdue based on the timeframes set continues to reduce which is positive. Ideally, we would like this number to be lower than it currently is, but as previously communicated there are external factors that do not allow completion within the time frames, these are monitored meticulously and reported monthly at our internal governance groups to ensure compliance with our policy
- We continue to receive Safe and Well referrals from partner organisations as well as after our engagement with people in the community. The next step is to understand the vulnerability down to the householder level by using national and local data sets so we can be even more targeted in our activity
- A holistic quality assurance process of Safe and Well activity is being designed by the Prevention Team.

Prevention

All Community Safety Activity

1.8.2023 to 31.10.2023



NORTH YORKSHIRE
FIRE & RESCUE SERVICE

KEY NUMERICAL OUTPUTS

Safe and Well Visits delivered during this period were 962 (2023) which is a reduction compared with those carried out during the same period last year 1065 (2022).

1 x 5-day Life Interventions Delivered (Youth Intervention) – funding made available via the Office of the Police, Fire and Crime Commissioner.

1 'Day in the Life' Course.

2 Biker Down interventions provided

4 Water Safety Activity / Interventions

7 Dark Nights Engagements

KEY PRODUCTIVITY OUTCOMES

Produced a Prevention, Early Intervention and Safeguarding Strategy in co-design with individuals from across the Service area, to reduce risk in accordance with the Community Risk Profile.

Recruited a police and fire and rescue service funded Road Safety Partnership Co-ordinator

Commissioned build of 2 new Water Flumes to expand our water safety interventions/training offer using the Commissioner's Community Fund

Planned the creation of 3 'prevention' hubs in key locations across the service area

Developed an annual training programme for Prevention, Early Intervention and Safeguarding Team staff to increase specialist areas and resilience for individuals working in at times challenging / traumatic conditions

Supported a range of individuals and teams to receive Annual Service Awards, and a National Fire Chiefs Council Prevention Award 'highly commended' as recognition for their efforts to deliver prevention, early intervention and safeguarding.

Planned and delivered a Learn and Burn event with a range of local and regional fire and rescue, and NHS partners to better understand the risks posed by airflow mattresses

KEY COMPLIANCE OUTCOMES

Completed annual Section 11 and Governance Audit (Safeguarding)

Continued to deliver a Safe and Well Assurance pilot in response to comments made by His Majesty's Inspectorate of Constabularies and Fire and Rescue Services

Gathered Safe and Well data by telephone, following visits to determine satisfaction levels / behaviour change. From this activity 100% of individuals stated that overall they were satisfied with the service they received during the visit



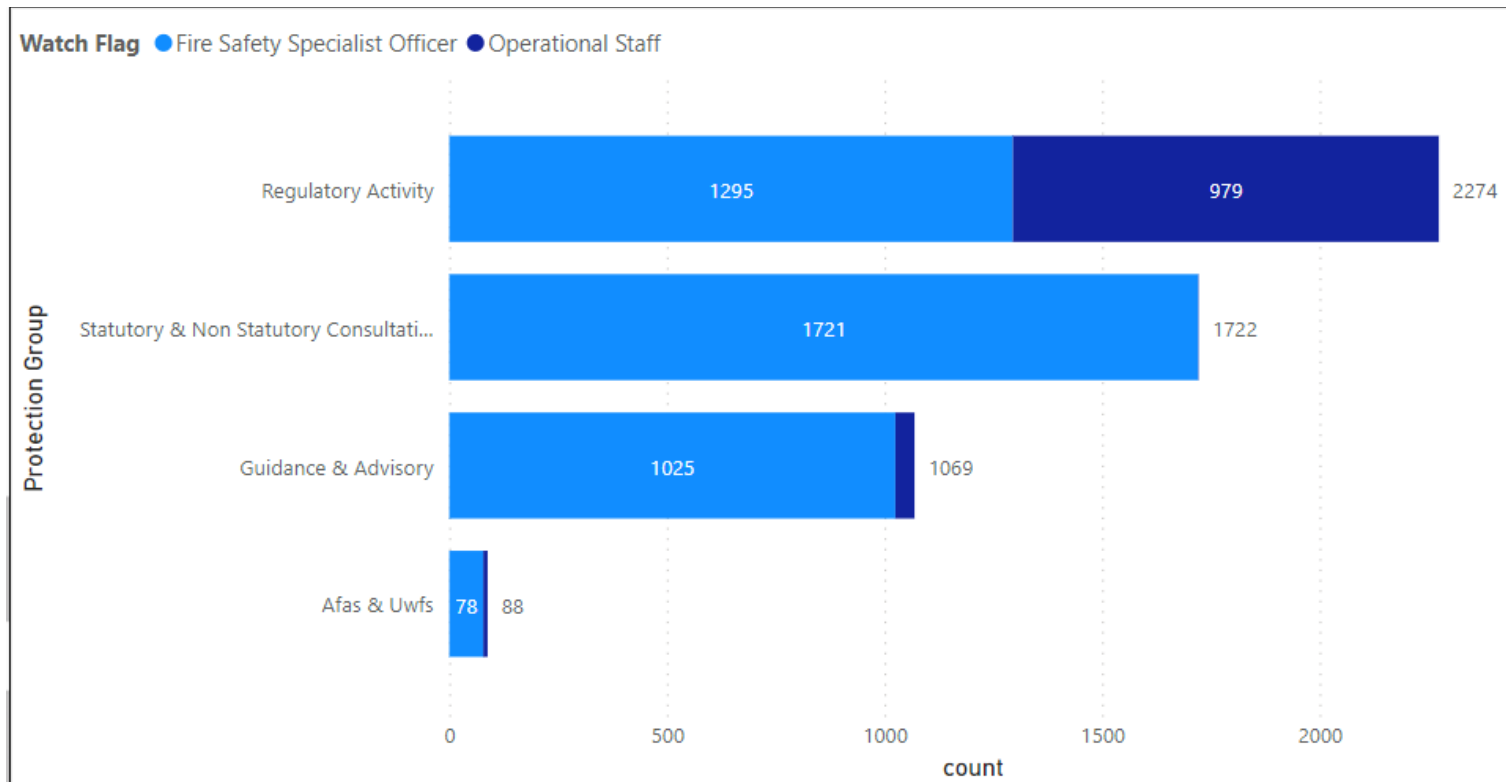
Protection

Fire Safety Audits (FSA) by Operational Staff and Business Fire Safety Officers (BFS)

1.1.2023 to 31.10.2023



NORTH YORKSHIRE
FIRE & RESCUE SERVICE



- 5153 protection activities were completed within the reporting period. This is a 9% increase in activity against the same reporting period last year.
- There has been an increase of 52% this reporting period on last year of the inspection of very high and high risk inspections. As the risk based inspection programme develops the focus will be for BFS to focus even more on VH and H risk premises
- FSA productivity of operational staff is lower this reporting period than the previous year due to the Protection Team undertaking a review of the national risk-based inspection programme methodology. This is likely to revise the targets
- Statutory and Non Statutory activities include building regulation, licencing and other consultation requests. These were completed with the agreed timeframes

Incident Count Projections

01.04.2023-31.03.2024

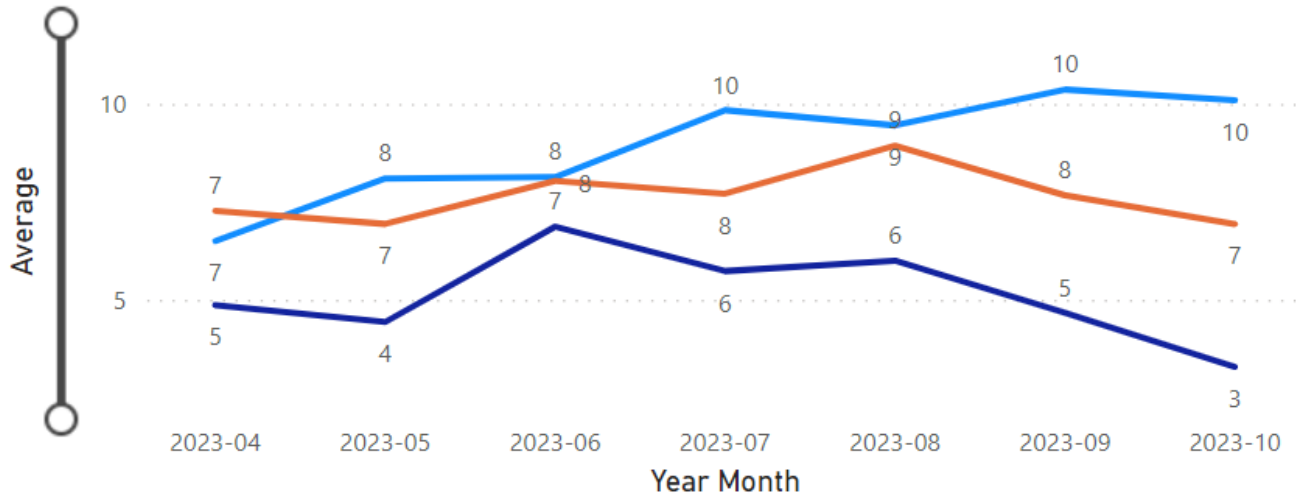


NORTH YORKSHIRE
FIRE & RESCUE SERVICE



Average Incidents Timeline

Incident Category ● false alarm ● fire ● special service



Response (Incident) - continued

- Current incident daily average sits at 22 per day
 - False Alarm - 9 per day
 - Fire - 5 per day
 - Special Service - 8 per day
- 22 Per Day split into day and night hours.
 - Day Shift – 8am to 6pm = 10 per day
 - Night Shift – 6pm to 8am = 12 per day

Using this the remainders day in the financial year from November 1 we can do basic estimates:

(remainder of days x daily average)
+ current incident totals

- False Alarm - 3541 (105 increase)
- Fire - 1980 (117 decrease)
- Special Services - 3083 (421 Increase)

Compared to last financial year:

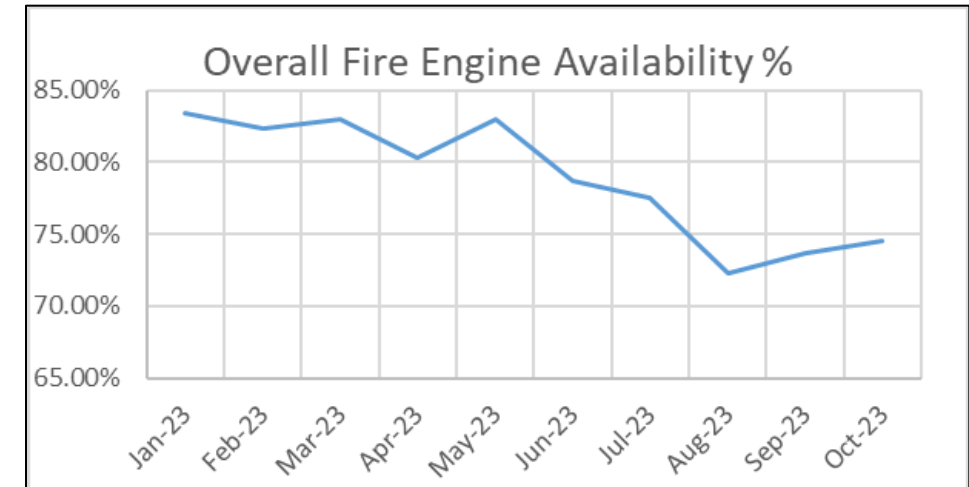
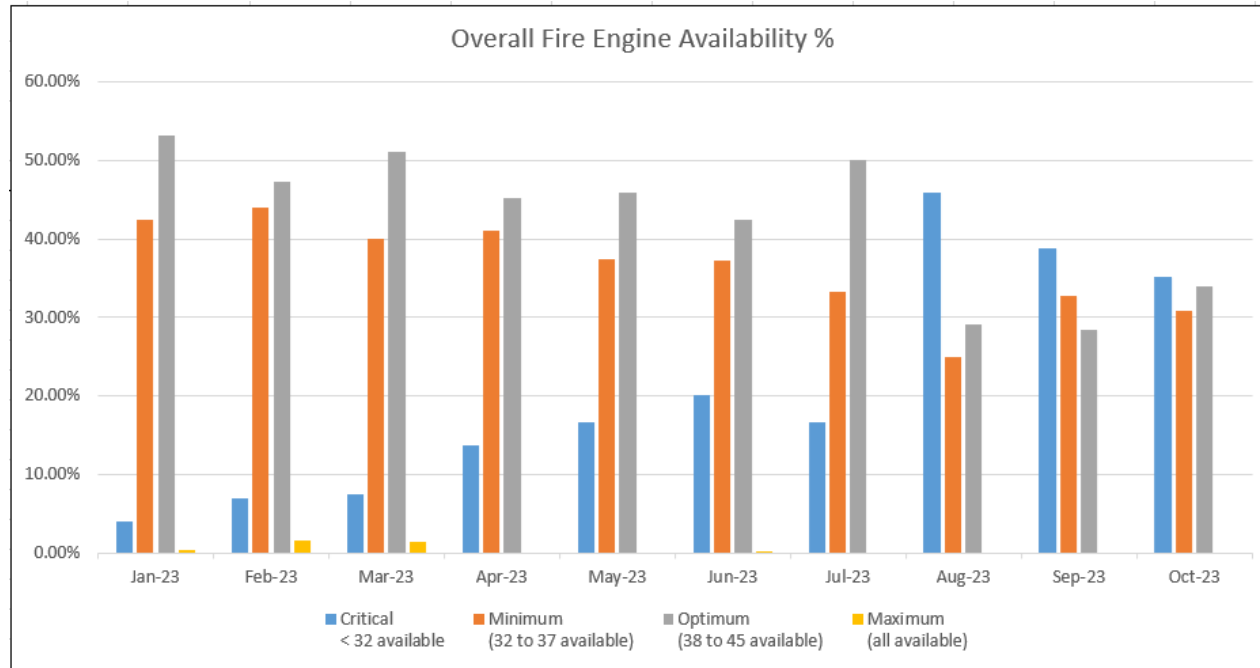
- False Alarm - 3436
- Fire - 2097
- Special Service - 2662



Response

Overall Fire Engine Availability

1.1.2023 to 31.10.2023



January To
October 2023
79%

January To
October 2022
83%

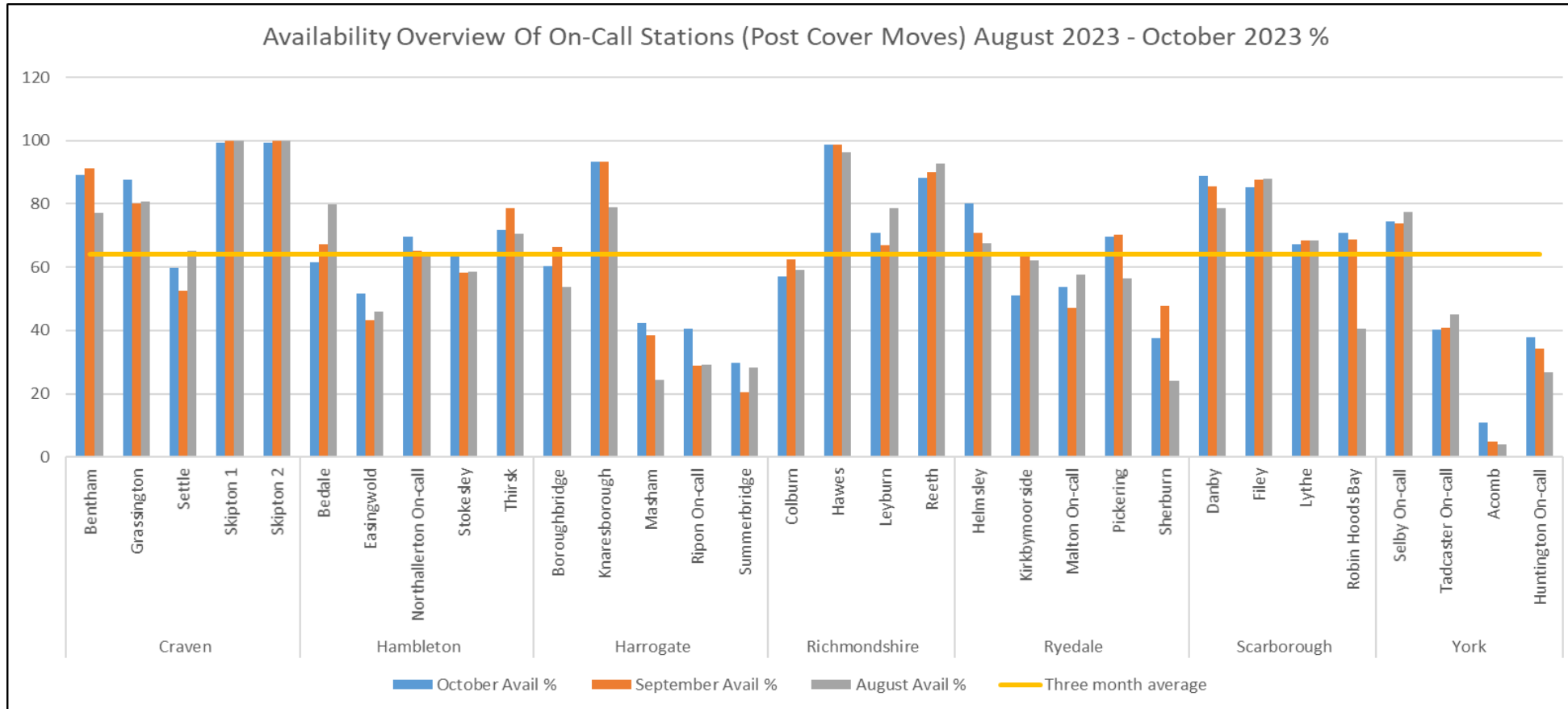
Managing our fire engine availability is a continuous focus for the FRS. A specific On-call recruitment officer is in the role to improve recruitment and availability and over the summer months a business continuity working group was established to manage fire engine availability.



Response

Average On-Call Fire Engine Availability

1.8.2023 to 31.10.2023



August To
October 2023
64%

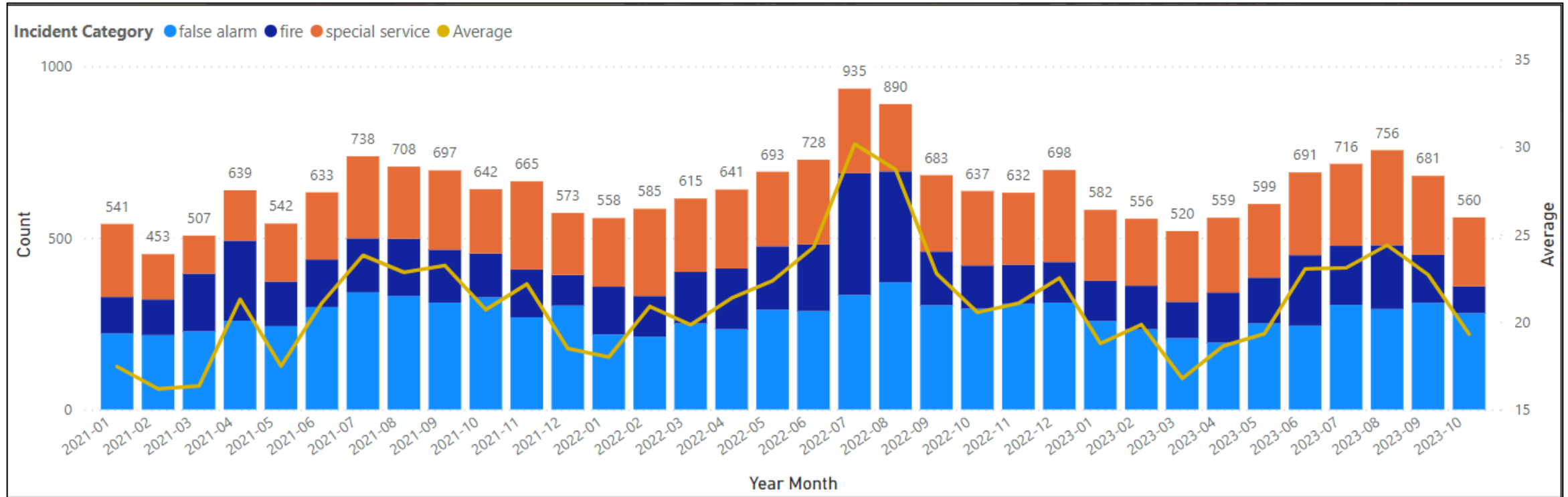
August To
October 2022
76%



Response Incident Count (False Alarm Fire, Special Service)

1.1.2021-31.10.2023

Data Source: IRS (Home Office Dashboard)



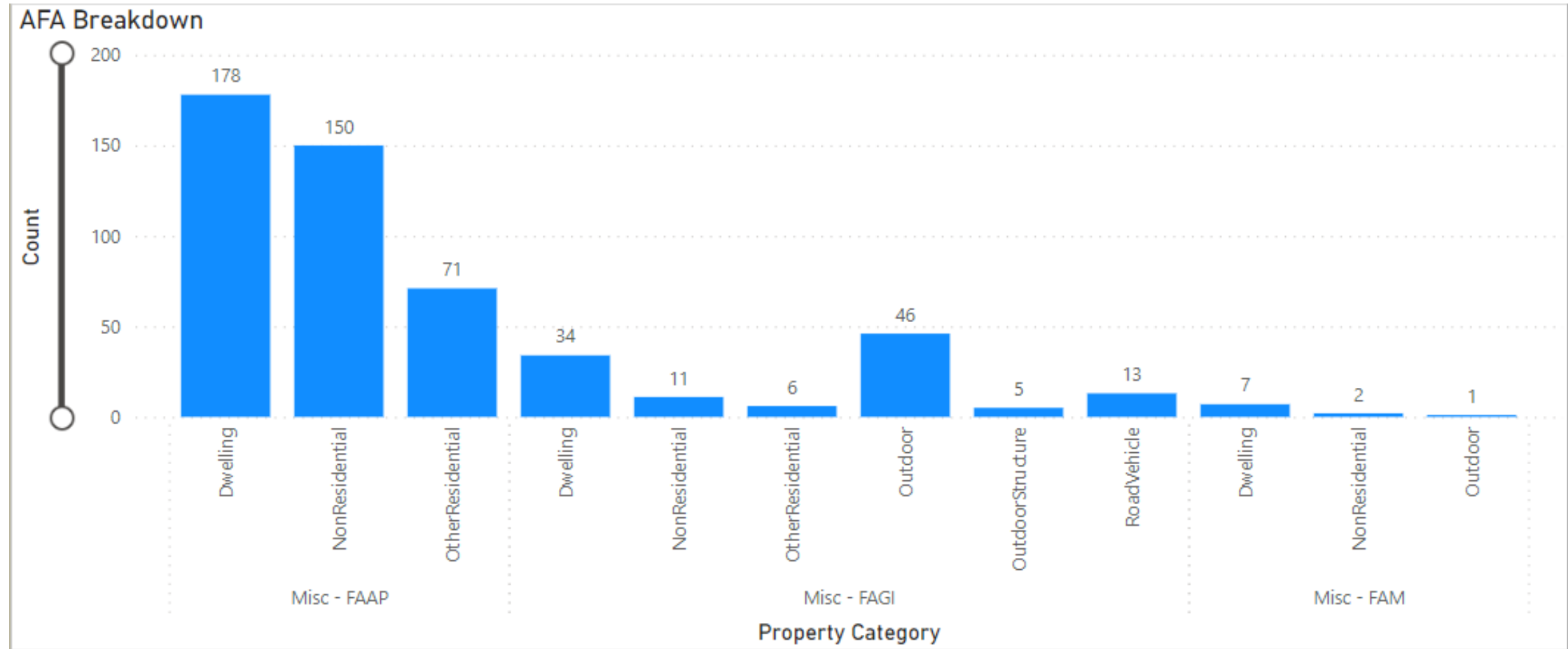
- The following graph shows the increase in incidents over the summer months particularly over the last three years. July and August 2022 remain the busiest operational period for fire-related incidents due to the extreme temperatures of 2022.



Response to False Alarms

False Alarm (False Alarm Good Intent (FAGI), False Alarm Malicious (FAM), False Alarm Apparatus (FAAP)).

1 April to 31 October 2023



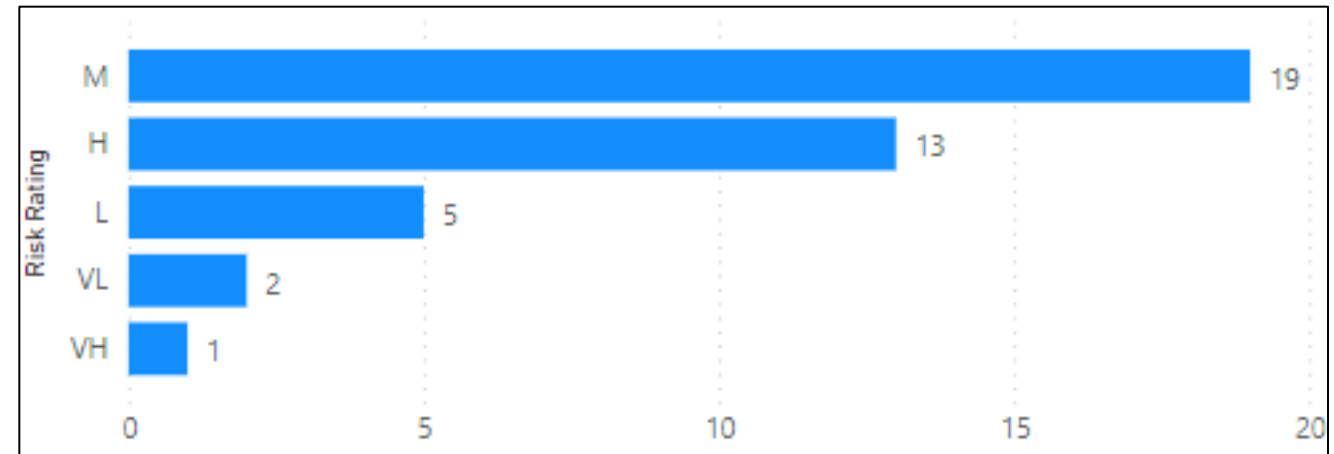


Site Specific Risk Information (SSRI)

1.1.2023-31.10.2023



- There are over 1400 risk sites (incl. building, water and moorland risk) within our database which are used by our staff and reviewed based on the risk rating
- As of 31.10.2023 there are 40 risks overdue review which crews are prioritising
- An average of 30 risks a month are reviewed
- 28 risks are overdue within the next 90 days



The gathering of risk information is referenced with the Fire and Rescue Act 2004, section 7.2d. The information-gathering process ultimately raises firefighters' awareness of the hazards and risks in the area. Each risk (premises, moorland, waterway etc.) is allocated a risk rating and inspection frequency (1-10yrs) based on six descriptors; community, economic, environment, firefighter safety, heritage and societal

Operational Learning

Incident & and Exercise Debriefs 1.08.2023-31.10.2023



NORTH YORKSHIRE
FIRE & RESCUE SERVICE

Exercise/Incident Debrief (operational learning) – August - October 2023

The number of exercise and incident debriefs returns has improved since the last reporting period. Reminders are sent when required and compliance is monitored and reported monthly.

	Aug-23	Sep-23	Oct-23
Number of De-brief forms requested	81	67	63
Number of De-brief forms returned	65	62	56
Unreturned De-brief forms	16	5	7
% Unreturned	20	7.5	11

Several incidents have highlighted good practice from local station management and Fire Control staff that demonstrated how mental health awareness is well embedded. Station based crews fed back that personal welfare checks of staff that attended potentially traumatic incidents were carried out. The checks reminded staff of available mental health support mechanisms that can be accessed by all NYFRS personnel but also ensured the crews felt supported and valued. This practice is now routinely being carried out across the service area.

The trend of attending special service incidents that require fire service staff to assist Ambulance service staff when moving patients has continued since the last reporting period. NYFRS has now equipped three Incident Support units with additional lifting equipment and training to address the issue. Further equipment and training for more appliances is currently being explored as an option to further reduce the risk of injury to patients and Emergency Service staff.

Exercise Plan

Five officers attended a four-day Multi-Agency Gold Incident Command Course (MAGIC) along with colleagues from other organisations within the North Yorkshire Local Resilience Forum (NYLRF)

Cross-border working with County Durham and Darlington Fire Service was tested by crews at Richmond. The exercise focused on using High Volume Pumps in line with the nationally agreed best practice



NORTH YORKSHIRE
FIRE & RESCUE SERVICE

Any Questions