

**NORTH YORKSHIRE POLICE, FIRE & CRIME COMMISSIONER  
(FIRE & RESCUE AUTHORITY)  
STATEMENT OF ACCOUNTS**

**12 MONTH PERIOD TO THE 31st MARCH 2023**

	Page
Narrative Report	1
Auditors Report	14
Statement of Responsibilities for the Statement of Accounts	19
Movement in Reserves Statement	20
Comprehensive Income and Expenditure Statement	22
Balance Sheet	23
Cash Flow Statement	24
Notes to the Financial Statements	25
Pension Fund Accounts:	
Fund Account	76
Net Assets Statement	77
Notes to the Pension Fund Accounts	78
Glossary of Terms	81

**FINAL**

## **NARRATIVE REPORT**

### **1. INTRODUCTION**

This narrative report provides an overview of the accounting arrangements and the financial and non financial performance of the Authority during 2022/23. It also acts as a guide to the most significant matters impacting on the Authority's finances and provides an explanation of the key financial statements making them easier to understand.

Significant progress has been made in stabilising the finances of the Fire Service over the next few years, however the impact of firstly the pandemic and then secondly the significant inflation that is being experienced within the economy, has created some new financial challenges that will need to be addressed over the coming years.

That being said the budget approved by the PFCC in February 2022 reflected that the budget for 2022/23 is being supported through the release of £816k from reserves although it is important to recognise that the **release of these reserves are directly matched to non-recurring expenditure and are not being used to balance the budget.**

This means that the Service had a recurring balanced budget at the point of setting the 2022/23 Medium Term Financial Plan.

This Narrative Statement provides an overview of the financial performance for 2022/23 which resulted in an underspend of £256,000 after planned and necessary transfers to reserves.

### **2. IMPACTS OF HIGH INFLATION AND INCREASED INTEREST RATES**

These accounts cover a period that have seen interest rates increase from 0.75% at the start of the financial year to 4.25% by the end of the financial year. Since the end of the financial year interest rates have increased further to 4.5%.

These increases are aimed at reducing inflation which during the 12 months to March 2023 was reported as increasing by:

- Consumer Price Index – 10.1%
- Consumer Prices Index including owner occupiers' housing costs - 8.9%
- Retail Price Index – 13.5%

#### **Interest Rates**

The PFCCFRA currently has just under £16m of loans in place - all of which are at fixed rates of interests and as such there is no exposure to the PFCCFRA from these increases in interest rates.

Less than 25% of these loans are due for repayment over the next 5 years and therefore refinancing significant proportions of the current loan portfolio is not a significant risk for the organisation either. In addition to this, all of the loans due for repayment were taken out 20+ years ago when interest rates were at a similar level to the current rates.

The current medium term capital programme to 2026/27 factors significant levels of borrowing just over £27m, that will be needed to fund much needed investment within the assets of the organisation over the next few years. Current interest rates are now 1-2% higher than the assumed levels of interest rates that are factored into the Medium Term Financial Plan and therefore this has the potential to add around £500k per annum to the interest payable bill by the end of the current financial planning cycle.

Given that borrowing has been undertaken at fixed interest rates then there is an element of upside to higher interest rates to the PFCCFRA in terms of Treasury Management activities, with interest receivable on cash balances and investments being £85k higher than expected in 2022/23 (£107k versus a budget of £22k)

The budget for interest receivable for 2023/24 was increased to £190k however, this might be overachieved.

### **Inflation**

The vast majority (70%) of the funding available to the PFCCFRA is spent on employment costs (i.e. Pay, National Insurance, Pensions etc.). The overall budget for 2023/24 includes the funding for the already agreed 5% pay award for Firefighters from July 2023. The budget also includes sufficient funding for a 5% pay award for staff from April 2023 although no agreement has yet been reached in this area.

It is extremely unlikely that pay expenditure will increase by anywhere close to the level of general inflation that is being recorded.

Beyond pay budgets there were around £12m of 'non-pay' budgets in 2022/23, and while the inflationary pressures referred to earlier led to overspends in some areas, these areas were well set and expenditure was restrained resulting in a small underspend during 2022/23.

The budgets across these areas have been increased to around £13m in 2023/24, reflecting the continued increases and pressures that are expected. These will clearly need to be closely monitored throughout 2023/24 to ensure these are sufficient.

Given the significant likelihood of higher than budgeted costs across almost all areas of the the PFCCFRA has maintained a 'Pay, Price and Pension Reserve' of just just over £1.0m. This reserve will be used as needed to address any short-term pressures so that longer term plans can be put in place to meet these costs on a recurring basis.

## **3. THE STATEMENT OF ACCOUNTS**

The Statement of Accounts cover the year ended 31st March 2023 and are in the format laid down in the Code of Practice on Local Authority Accounting in the United Kingdom 2022/23 (The Code) issued by CIPFA and in accordance with the International Accounting Standards Board framework for the preparation and presentation of financial statements as interpreted by the Code. The Code is based upon International Financial Reporting Standards (IFRS). The Statements required by the Code are detailed below along with the objective of each:

- (a) the **Movement in Reserves Statement** which shows the movement in the year on the different reserves held by the PFCC FRA, analysed into 'usable reserves' (i.e. those that can be applied to fund expenditure or reduce local taxation) and other unusable reserves. The (Surplus) or Deficit on the provision of services line shows the true economic cost of providing services. This is different from the statutory amounts required to be charged to the General Fund Balance for council tax setting purposes. The Net Increase/Decrease before Transfers to Earmarked reserves line shows the statutory General Fund Balance for council tax setting purposes.

- (b) the **Comprehensive Income and Expenditure Statement** shows the accounting cost of providing the service in year in accordance with generally accepted accounting practices, rather than the amount to be funded from taxation. PFCC FRA's raise taxation to cover expenditure in accordance with regulations, this may be different from the accounting cost. The taxation position is shown in the Movement in Reserves Statement.

An example of expenditure included within the accounting cost but not funded from precept is the cost of depreciation on the Authority's Property, Plant and Equipment of £1,915,000 in 2022/23 charged to the net cost of services within the Comprehensive Income and Expenditure Statement (CIES). However, this charge is not funded from Council Tax, nor is it included in the Net Service Expenditure reported within the Summary of Revenue Spending in paragraph 5 of this Narrative Report. A reconciliation of how the Net Service Expenditure relates to the amounts included within the CIES is shown within the Expenditure and Funding Analysis in Note 6 to the financial statements.

- (c) the **Balance Sheet** shows the values as at 31st March 2023 of the assets and liabilities recognised by the Authority.

The net assets (assets less liabilities) are matched by the reserves held by the Authority. Reserves are reported in two categories. The first category is 'usable reserves' i.e. those that can be used to provide services, subject to the need to maintain a prudent level of reserves and any statutory limitation on their use (for example, the Usable Capital receipts reserves may only be used to fund capital expenditure or repay debt). The second category is 'unusable reserves' which cannot be used to provide services. This category includes reserves that hold unrealised gains and losses (for example the Revaluation Reserve) where amounts would only become available if the assets are sold; and reserves which hold timing differences which are shown in the Movement in Reserves Statement line 'Adjustments between accounting basis and funding basis under regulations'.

- (d) the **Cashflow Statement** shows the changes in cash and cash equivalents of the Authority during the financial year. The statement shows how the Authority generates and uses cash and cash equivalents by classifying cash flows as operating, investing and financing activities.

The amount of net cash flows arising from operating activities is a key indicator of the extent to which the Authority's services are funded by way of taxation, grant income or income generated from services provided.

Investing activities represent the extent to which cash outflows have been made for resources which are intended to contribute to future service delivery. Cash flows arising from financing activities are useful in predicting claims on future cash flows by providers of borrowing to the Authority.

- (e) the **Pension Fund Accounts** show the income and expenditure during the financial year of the Firefighters Pension Fund and the financial position of the Fund on 31st March 2023.

- (f) the **Statement of Accounting Policies** explains the principles, bases, conventions and rules applied by the Authority when preparing the Statement of Accounts. The statement can only be properly appreciated if the policies that have been followed in dealing with material items are explained. Changes in policies from previous years are shown below.

#### **4. CHANGES IN ACCOUNTING POLICIES AND PRESENTATION OF THE ACCOUNTS**

- (a) There have been no changes in accounting policy, nor in the presentation of the accounts in 2022/23.
- (b) **Accounting Standards that have been issued but not yet adopted by the Authority**  
The Code requires changes in accounting policy to be applied retrospectively unless otherwise specified. In addition, an authority is required to disclose information relating to the impact of an accounting change that will be required by a new standard which has been issued but not yet adopted.

There are no such standards applicable to the Authority for disclosure in 2022/23.

#### **5. SUMMARY OF REVENUE SPENDING 2022/23**

The Authority incurred revenue expenditure during the year generally spent on items consumed within the financial year and is financed from Precepts, Government Grants and other income. A forecast of outturn compared to budget with narrative detail is reported regularly to Management throughout the year. The Budget for 2022/23 and a comparison with the actual position as at 31st March 2023 is set out overleaf:

**SUMMARY OF REVENUE SPENDING**

	2022/23 Approved Budget £'000	2022/23 Provisional Outturn £'000	2022/23 Provisional Variance £'000
<b><u>Funding</u></b>			
Funding for Net Budget Requirement	(31,379)	(31,388)	(10)
Specific Grants	(3,688)	(4,139)	(450)
Pensions Mitigation Grant	(1,711)	(1,711)	0
General Income	(567)	(935)	(368)
<b>Total Funding</b>	<b>(37,344)</b>	<b>(38,173)</b>	<b>(828)</b>
<b><u>Expenditure</u></b>			
Wholetime Firefighters	18,293	18,730	437
On Call Firefighters	3,481	3,680	199
Support Staff	3,830	3,791	(39)
Control Room Staff	838	875	36
<b>Total Direct Staff Costs</b>	<b>26,442</b>	<b>27,076</b>	<b>634</b>
Indirect Staff Costs	525	501	(24)
PFCC Staff Expenses	76	79	3
Premises	2,104	2,166	62
Transport	866	1,037	170
Supplies and Services	3,829	3,364	(465)
Operating Leases	39	14	(24)
External Service Agreements	200	206	6
PFI	1,553	1,624	71
<b>Total Indirect Staff and Non Staff Costs</b>	<b>9,192</b>	<b>8,991</b>	<b>(201)</b>
<b>Pensions</b>	<b>831</b>	<b>795</b>	<b>(36)</b>
<b>TOTAL EXPENDITURE BEFORE CAPITAL CHARGES</b>	<b>36,466</b>	<b>36,862</b>	<b>397</b>
Provision For Debt Repayment	1,052	1,041	(11)
External Interest	519	519	1
Revenue Contribution to Capital	125	218	93
<b>Total Capital Charges</b>	<b>1,697</b>	<b>1,778</b>	<b>82</b>
<b>Delegation to the Tactical Leadership Team</b>	<b>0</b>	<b>0</b>	<b>0</b>
<b>TOTAL EXPENDITURE</b>	<b>38,161</b>	<b>38,640</b>	<b>479</b>
<b>Over/(Under) Spend before Reserve Transfers</b>	<b>817</b>	<b>467</b>	<b>(349)</b>
<u>Planned Transfers to/(from) Reserves:</u>			
ESMCP	(94)	(132)	(38)
Protection Grants	(417)	(45)	372
Pensions	(45)	(45)	0
Collection Fund	(22)	(22)	0
New Developments	(239)	(478)	(239)
<b>Total Reserve Movements</b>	<b>(817)</b>	<b>(722)</b>	<b>95</b>
<b>(Surplus)/Deficit before Year End Reserve Transfers</b>	<b>0</b>	<b>(256)</b>	<b>(256)</b>
<u>Year End Transfers to/(from) Reserves:</u>			
New Developments	0	256	256
<b>Final Over/(Under) Spend</b>	<b>0</b>	<b>0</b>	<b>(0)</b>

The Budget for 2022/23 approved in February 2022 included a planned transfer from reserves of £817,000 to support planned project expenditure. As a result of some specific expenditure aligned to reserves, the actual transfer at year end totalled £722,000 following

which an underspend of £256,000 is reported not factored into future financial plans.

A summary of where the underspends occurred is set out in the paragraphs below.

Changes to Government grant receipts were confirmed following budget approval in February 2022 resulting in an additional £450,000 being received. This included £290,000 of Protection Uplift (Grenfell) grant which reduced the contribution required from reserves in year. Additional grant income also included £196,000 from COVID reliefs on business rates and £54,000 relating to Pensions Administration. The additional grant was offset by a reduction in Firelink Grant of £44,000 and Home Office Host Infrastructure grant of £50,000.

Unbudgeted general income included £257,000 of Officer secondment income to fund four secondments approved post budget setting. The remainder is the result of increased interest rates from 0.92% to 3.05% receivable on short term investments in year.

The majority of Service expenditure (around 70%) is spent on core firefighting and operations which in addition to all operational responses includes the costs of answering emergency calls, the fleet of fire appliances and operational equipment used.

The 2022/23 pay budgets included a 3% pay award during 2022/23. However, given the significant increases in inflation that occurred after the budget was set, both pay awards agreed were significantly higher than this. The staff pay award with effect from 1st April 2022, which equated to an increase of 6.5% across the roles. The firefighters' pay award was agreed at 7%, with effect from the 1<sup>st</sup> July 2022.

Further unbudgeted staff costs were incurred on secondments (funded by income) and also overtime and vacancy cover. The budget for Wholetime firefighter pension costs was £264,000 underspent of which £115,000 related to lower contribution rates in the 2015 scheme which all staff were active members of as at 1st April 2022.

There was a net overspend on the Premises budget in year. Whilst expenditure on energy costs was £226,000 over budget, the budgets for Building Maintenance and also Rates underspent by £163,000 and £81,000 respectively.

The outturn against the Transport budget was a £170,000 overspent primarily due to fuel price increases in year particularly during the first half of the year.

The Supplies and Services Budget has underspent by £465,000 which results from lower expenditure across a number of areas:

- ICT - £172,000 attributable to a review and reduction of services across lines and licences, delays in ESMCP implementation plus full replacement of mobile phones being capitalised.
- Operational Equipment - £40,000 due to no requirement to replace the thermal imaging camera.
- Uniform - £64,000 due to no replacement of damaged PPE or specialist PPE.
- Hydrants - £53,000 due to year-on-year variable spend managed through a reserve transfer when required.

The PFI Budget overspent by £71,000. Of this, £12,000 relates to an increase in RPI, whilst £58,000 is attributable to additional services in year provided at training centre.

Unplanned slippage on the capital programme at the end of 2021/22 resulted in a lower amount of funding required to be set aside for the repayment of debt of £11,000.

An unbudgeted revenue contribution to capital of £93,000 was made in year. £60,000 related to the Firewatch app purchased as part of the Risk & Resource Model Project and funded from reserves, whilst it was agreed in year to fund the cost of additional Oracle licences (£33,000) required in Finance due to the Enable collaboration.

Note 19 to the the financial statements sets out the details of all earmarked reserve transfers in year. At the year end, the General Reserve remained at £1,076,000 (being 3.10% of the 2023/24 net Budget Requirement) and total cashable reserves stand at £7,359,000.



## 6. CAPITAL EXPENDITURE

In the year ended 31 March 2023, the Authority spent £1,360,000 on capital expenditure and a comparison with the revised Capital Plan is set out below:

	2022/23	Additional	2022/23 New	2022/23	2022/23	2022/23
	Approved	Slippage	Approved	Slippage to	Revised	Provisional
	Budget	from 2021/22	items	future years	Programme	Outturn
	£'000	£'000	£'000	£'000	£'000	£'000
<b>Vehicles</b>						
Fire Appliances	2,355	0	0	(2,355)	0	11
ALP	750	0	0	(750)	0	0
Vans & Support Vehicles	868	0	0	(379)	489	70
4 x 4 Vehicles	542	75	(75)	(542)	0	0
Incident Command Unit	240	0	0	(240)	0	0
Rescue Boat	0	0	0	0	0	0
Trailers	0	0	0	0	0	3
Cars	198	40	(116)	0	122	117
<b>Sub Total Vehicles</b>	<b>4,953</b>	<b>115</b>	<b>(191)</b>	<b>(4,266)</b>	<b>611</b>	<b>201</b>
<b>Property Schemes</b>						
Minor Works	350	50	0	0	400	242
Major Schemes	1,786	275	(1,162)	0	899	411
<b>Sub Total Property</b>	<b>2,136</b>	<b>325</b>	<b>(1,162)</b>	<b>0</b>	<b>1,299</b>	<b>653</b>
<b>IT Strategy</b>						
Mobilising, Telephony & Bearers	208	0	156	0	364	180
Major IT Schemes	145	0	0	0	145	2
Ancillary Hardware & Software	332	32	93	0	457	323
	<b>685</b>	<b>32</b>	<b>249</b>	<b>0</b>	<b>966</b>	<b>505</b>
<b>TOTAL CAPITAL EXPENDITURE</b>	<b>7,774</b>	<b>472</b>	<b>(1,104)</b>	<b>(4,266)</b>	<b>2,876</b>	<b>1,360</b>

The Capital Plan approved in February 2022 was £7,774,000. The revised plan took into account the requirement to carry forward £4,266,000 of approved expenditure on vehicles into 2023/24. Of this slippage, £2,355,000 related to 8 appliances which due to chassis lead times, could not be delivered in year. In addition, a decision was made to not purchase an Aerial Ladder Platform (£750,000) and an Incident Command Unit (£250,000) in year, the requirements for which will be reviewed as part of the Risk and Resource Model Project. Finally, expenditure on vans planned at £431,000 and also 4 x 4 Vehicles costing £542,000 was slipped into 2023/24.

The revised programme underspent by £931,000, firstly, due to additional slippage of £341,000 relating to 5 Mechanics vans and 1 Transit van not delivered before 31st March 2023. Secondly, there were underspends due to:

- Delays in the National Emergency Services Network project led to an underspend of £184,000 on Mobilising & Telephony IT Equipment.
- Within the major IT schemes programme, the reprofiling of lifecycles and migrations to cloud removed the need for system refreshes costing £143,000.
- The reprofiling of lifecycles of Ancillary Hardware and Software removed the need for cloud removed the need for system refreshes saving £134,000 in year.

## **7. CAPITAL FUNDING AND BORROWING**

Capital expenditure in 2022/23 was funded as follows:

	Outturn £000
Vehicles	201
Buildings & Land	653
IT Equipment	506
	<b>1,360</b>

Funded by:

External Borrowing	653
Revenue Contribution	218
Capital Reserve	489
	<b>1,360</b>

### **(a) External Borrowing**

Total external borrowing at 31st March 2023 was £15,876,000, all of which has been for capital purposes, and is equivalent to £19.42 per head of population. New external borrowing of £4,500,000 was taken in March 2023 to fund elements of the capital programme in 2022/23 and also to finance previous years' capital expenditure that had been funded from internal cash balances.

## **8. PENSION SCHEMES**

As part of the terms and conditions of employment of officers and employees, the Authority offers retirement benefits in accordance with national benefits and schemes. Although these benefits will not actually be payable until employees retire, the Authority has a commitment to make the payments that need to be recognised and disclosed at the time that employees earn their future entitlement. The Authority participates in four pension schemes:

- (a)** Firefighters Pension Schemes which are unfunded schemes, meaning that there are no assets built up to meet pension liabilities, and cash has to be generated to meet actual pension payments as they eventually fall due. The three schemes administered by the Authority are the Firefighters Pension Scheme 1992 (FPS), New Firefighters Pension Scheme 2006 (NFPS) and the Firefighters Pension Scheme 2015.
- (b)** The Local Government Pension Scheme (LGPS) for Support staff administered by North Yorkshire County Council. It is a funded benefit scheme meaning that the Authority and employees pay contributions into a fund calculated at a level to balance the pension liabilities with investment assets.

The Authority's net pension liability as at 31st March 2023 has been calculated by its Actuaries, in accordance with IAS19, to be £313,026,000 which shows the underlying commitments that the Authority has in the long term to pay retirement benefits. The liability has a substantial impact on the net worth of the Authority as reported in the Balance Sheet. The impact results in a negative net worth of £279,252,000. However, statutory arrangements in place for funding the deficit mean that the financial position of the Authority remains healthy because:

- (i) finance is only required to be raised to cover Firefighters' pensions when the pensions are actually due to be paid. Regular monitoring of movements relating to retirements is carried out in order to accurately forecast when retirements and payments will occur.
- (ii) the deficit on the LGPS will be made good by increased contributions over the remaining working life of employees, as assessed by the Scheme Actuary.

## **9. POLICE, FIRE AND CRIME PLAN AND ANNUAL REPORT**

The Fire and Rescue Plan 2022-25 was in place during 2022/23 which sets out the strategic vision, priorities and objectives for North Yorkshire Fire and Rescue Service over that three year period including how it would better respond to the needs of the communities of North Yorkshire. The plan sets out the following 4 principles:

- (a) Caring about the vulnerable
- (b) Ambitious collaboration
- (c) Realising our potential
- (d) Effective engagement

The PFCC has considered what is achievable for North Yorkshire Fire and Rescue Service in working towards achieving the ambition set out through these Principles over the next two to three years and has set outcomes that she will assess their progress against.

These are:

- Actively engage with all communities to identify need and risk and to reassure.
- Work jointly as a trusted partner to prevent harm and damage, intervene early and solve problems.
- Deliver the "Right People, Right Support" every time.
- Maximise efficiency to make the most effective use of all available resources.
- Enhance positive culture, openness, integrity and public trust.

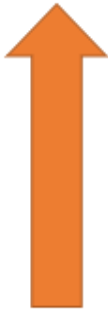

An Annual Report setting out progress against the Fire and Rescue Plan for 2022-25 will be reported to a future Police, Fire and Crime Panel and will be available on the PFCC website.

## 10. NON FINANCIAL PERFORMANCE DATA

### (a) Incidents

Overall in 2022/23 the Service attended 601 (8%) more incidents compared to 2021/22 as shown in the tables below:

	2022/23	2021/22
<b>Total Number of incidents attended</b>	<b>8,195</b>	<b>7,594</b>
Fires	2,118	1,742
Special Services (e.g. people trapped in vehicles)	2,661	2,485
False Alarms	3,416	3,367

	From 2021/2022
 Number of Secondary Fires attended (938)	Up by 32%
Number of Rescue Person trapped non-Emergency attended (218)	Up by 2%
Number of Total Fires attended (2118)	Up by 22%
Number of Automatic Fire Alarms attended (2592)	Up by 1%
Number of RTC Scene Safety attended (265)	Up by 13%
Number of Residential Fires attended (263)	Up by 8%
 Number of Flooding in premises calls attended (126)	Down by 11%

The Service has seen an increase in most incidents in 2022/23. This is largely attributed to a return to pre-pandemic lifestyle, living and working arrangements. There were 5 fire deaths in the past 12 months (fire residential and transport) which is an increase of one from the previous year.

Secondary fires have seen the most significant increase, mainly due to the extreme temperatures experienced across the country during the summer months.

### Emergency Response

The response model sets out the four parameters of fire cover for the Service based on the number of fire appliances available, which forms part of the overall resilience arrangements:

<b>Critical</b>	<b>Minimum</b>	<b>Optimum</b>	<b>Maximum</b>
<b>&lt; 32 avail</b>	<b>(32 to 37 available)</b>	<b>(38 to 45 available)</b>	<b>(all 46 available)</b>

<b>Average Fire Engine Availability</b>	
2021/2022	85%
2022/2023	81%

The overall average fire engine availability was 81% in 2022/23. Fire engine availability is achieved by utilising the Operational Staffing Reserve and other available operational

personnel when at or above maximum levels to optimise the overall fire cover/fire engine availability.

### **Prevention (Community Safety)**

In 2022/23 the service carried out 6,431 home fire safety/safe and well visits. This activity has increased by 24% compared to last year.

The increase in numbers of prevention activity is attributed to the concept and the use of 'Safe Lincs form' which is a streamlined process for both external and internal referrals to those identified as Medium/High or Very High Risk. This automates a response from the operational crews to make appointments to conduct Safe and Well visits in a timely manner. This system has been communicated via a seminar to all existing referral partners and accounts for 1,540 (24%) of Safe and Well visits, with a further 7% increase associated with post fire engagement activity.

There had been pressure on budgets to accommodate the increase in activity and the need for additional smoke detectors, specialist detectors and deaf alarm systems due to the demand and closer activity related to attending to our most vulnerable members of our communities as identified and targeted by referrals and post incident engagement activity.

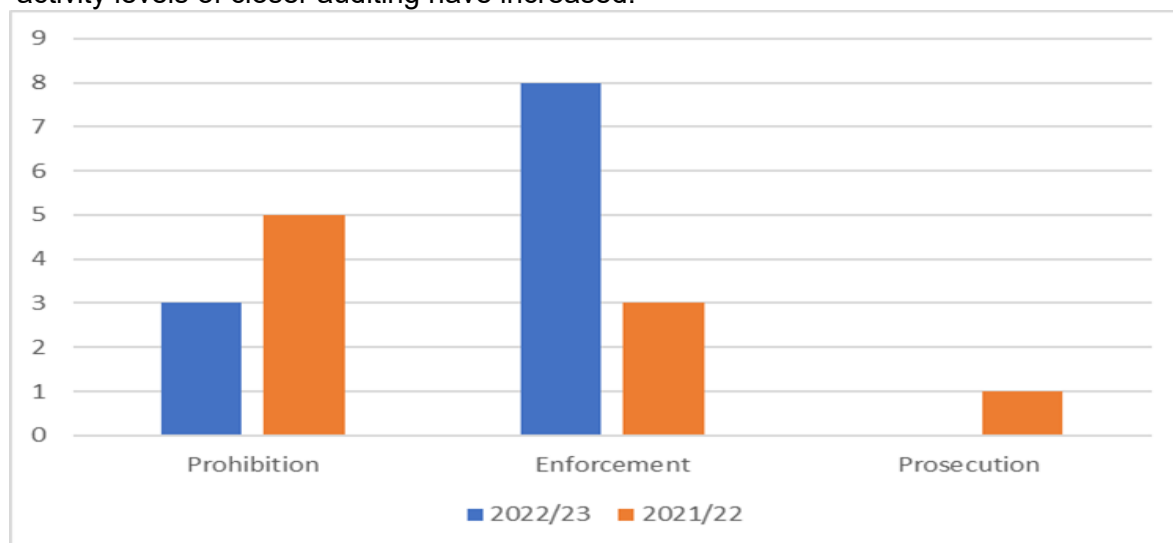
### **Protection (Business Fire Safety)**

Fire safety audits are used to assess whether a building complies with the relevant fire safety legislation. During 2022/23, there were 12,564 fire safety audits carried out by operational staff and specialist business fire safety officers. This activity has increased by 156% compared to last year. The increase is attributed to the fact that commercial premises and businesses re-opened their doors to closer regulation after the lifting of COVID restrictions, allowing a closer focus and prioritisation on overdue and higher risk identified premises. This is supplemented using additional staff funded through National Uplift Grant.

The table below shows an increase in after-fire audits, this is due to the corresponding trend in an increase in premises related fires, which is proportional to the commercial estate affected. The slight reduction in complaints reflects the slow return of public confidence post COVID to regulated premises.

	<b>2022/23</b>	<b>2021/22</b>
After the Fire Audit	146	114
Fire Safety Complaints	157	163
Fire Safety Investigations	2	1

There are several outcomes following a fire safety audit including Satisfactory, Notification of Deficiencies, Enforcement, Prohibition or Prosecution. The table below shows the outcomes during 2022/23 compared to 2021/22. The relevance of an increase in Enforcement notices is relative to the increase in audit activity during the same period. The number of prohibition notices served has decreased slightly for similar reasons as the activity levels of closer auditing have increased.



## 11. FURTHER INFORMATION

Under Sections 25 and 26 of the Local Audit and Accountability Act 2014 (the Act) interested parties and local government electors have the right to inspect the Authority's accounts and supporting documents, and to question the auditor, or make objections to matters contained in them. The times at which the accounts are deposited for inspection are advertised on the Commissioner's website

The Annual Governance Statement is published alongside the Statement of Accounts on PFCC's website at the following link:

[AGSFire22-23 DRAFT.pdf](#)

This explains how the PFCC has complied with its Code of Corporate Governance during the year and also meets the requirements of the Accounts and Audit regulations in relation to the publication of a statement of internal control.

Following the review of the effectiveness of the governance framework during 2022/23, governance and decision making processes continue to be regarded as fit for purpose in accordance with the governance framework. There are, however, a number of issues that the Authority recognises of a significant nature that need to be urgently addressed during 2023/24, along with a number areas that require continued focus to ensure that they do not become significant issues in future years. For the 12 months ended 31st March 2023, the Head of Internal Audit opinion is that the organisation does not have an adequate framework of risk management, governance and internal control.

Every effort has been made to ensure the accuracy of these accounts and compliance with accounting requirements.

The Authority's external auditors are: Mazars, The Corner, Bank Chambers, 26 Mosley Street, Newcastle Upon Tyne, NE1 1DF

M Porter - Chief Finance Officer

# **Independent auditor's report to the North Yorkshire Police, Fire and Crime Commissioner Fire and Rescue Authority**

## **Report on the audit of the financial statements**

### **Opinion on the financial statements**

We have audited the financial statements of North Yorkshire Police, Fire and Crime Commissioner Fire and Rescue Authority ("the Authority") for the year ended 31 March 2023, which comprise the Comprehensive Income and Expenditure Statement, the Movement in Reserves Statement, the Balance Sheet, the Cash Flow Statement, the Firefighters' Pension Fund account and notes to the financial statements, including a summary of significant accounting policies. The financial reporting framework that has been applied in their preparation is applicable law and the CIPFA/LASAAC Code of Practice on Local Authority Accounting in the United Kingdom 2022/23, as amended by the Update to the Code and Specifications for Future Codes for Infrastructure Assets ("the Code Update"), published in November 2022.

In our opinion, the financial statements:

- give a true and fair view of the financial position of the Authority as at 31st March 2023 and of its expenditure and income for the year then ended; and
- have been properly prepared in accordance with the CIPFA/LASAAC Code of Practice on Local Authority Accounting in the United Kingdom 2022/23 as amended by the Code Update.

### **Basis for opinion**

We conducted our audit in accordance with International Standards on Auditing (UK) (ISAs (UK)) and applicable law. Our responsibilities under those standards are further described in the Auditor's responsibilities section of our report. We are independent of the Authority in accordance with the ethical requirements that are relevant to our audit of the financial statements in the UK, including the FRC's Ethical Standard, and we have fulfilled our other ethical responsibilities in accordance with these requirements. We believe that the audit evidence we have obtained is sufficient and appropriate to provide a basis for our opinion.

### **Emphasis of Matter - transfer of the North Yorkshire Police, Fire and Crime Commissioner Fire and Rescue Authority's functions to the York and North Yorkshire Combined Authority**

We draw attention to note 1 (a) statement of accounting policies (accounting concepts) and note 4 (events after the balance sheet date) of the financial statements, which highlight that as a result of the York and North Yorkshire Combined Authority Order 2023, the North Yorkshire Police, Fire and Crime Commissioner Fire and Rescue Authority's functions transfer to the York and North Yorkshire Combined Authority from 7 May 2024. These notes further disclose that as services continue to be provided by another public sector entity, the financial statements have been prepared on a going concern basis. Our opinion is not modified in respect of this matter.

### **Conclusions relating to going concern**

In auditing the financial statements, we have concluded that the Chief Finance Officer's use of the going concern basis of accounting in the preparation of the financial statements is appropriate.

Based on the work we have performed, and taking into account the requirements of the CIPFA/LASAAC Code of Practice on Local Authority Accounting in the United Kingdom 2022/23 as amended by the Code Update, we have not identified any material uncertainties relating to events or conditions that, individually or collectively, may cast significant doubt on the North Yorkshire Police, Fire and Crime Commissioner Fire and Rescue Authority continuing

in operational existence for a period of at least twelve months from when the financial statements are authorised for issue.

Our responsibilities and the responsibilities of the Chief Finance Officer with respect to going concern are described in the relevant sections of this report.

## **Other information**

The other information comprises the Annual Governance Statement and information included in the Statement of Accounts, other than the financial statements and our auditor's report thereon. The Chief Finance Officer is responsible for the other information. Our opinion on the financial statements does not cover the other information and, except to the extent otherwise explicitly stated in our report, we do not express any form of assurance conclusion thereon.

In connection with our audit of the financial statements, our responsibility is to read the other information and, in doing so, consider whether the other information is materially inconsistent with the financial statements, or our knowledge obtained in the audit or otherwise appears to be materially misstated. If we identify such material inconsistencies or apparent material misstatements, we are required to determine whether there is a material misstatement in the financial statements or a material misstatement of the other information. If, based on the work we have performed, we conclude that there is a material misstatement of this other information, we are required to report that fact.

We have nothing to report in this regard.

## **Responsibilities of the Chief Finance Officer for the financial statements**

As explained more fully in the Statement of the Chief Finance Officer's Responsibilities, the Chief Finance Officer is responsible for the preparation of the Statement of Accounts, which includes the financial statements, in accordance with proper practices as set out in the CIPFA/LASAAC Code of Practice on Local Authority Accounting in the United Kingdom 2022/23 as amended by the Code Update, and for being satisfied that they give a true and fair view. The Chief Finance Officer is also responsible for such internal control as the Chief Finance Officer determines is necessary to enable the preparation of financial statements that are free from material misstatement, whether due to fraud or error.

The Chief Finance Officer is required to comply with the CIPFA/LASAAC Code of Practice on Local Authority Accounting in the United Kingdom 2022/23 as amended by the Code Update and prepare the financial statements on a going concern basis on the assumption that the functions of the Authority will continue in operational existence for the foreseeable future. The Chief Finance Officer is responsible for assessing each year whether or not it is appropriate for the Authority to prepare its accounts on the going concern basis and disclosing, as applicable, matters related to going concern.

## **Auditor's responsibilities for the audit of the financial statements**

Our objectives are to obtain reasonable assurance about whether the financial statements as a whole are free from material misstatement, whether due to fraud or error, and to issue an auditor's report that includes our opinion. Reasonable assurance is a high level of assurance but is not a guarantee that an audit conducted in accordance with ISAs (UK) will always detect a material misstatement when it exists. Misstatements can arise from fraud or error and are considered material if, individually or in the aggregate, they could reasonably be expected to influence the economic decisions of users taken on the basis of these financial statements.

The extent to which our procedures are capable of detecting irregularities, including fraud is detailed below.



Irregularities, including fraud, are instances of non-compliance with laws and regulations. We design procedures in line with our responsibilities, outlined above, to detect material misstatements in respect of irregularities, including fraud. Based on our understanding of the Authority, we identified that the principal risks of non-compliance with laws and regulations related to the Local Government Act 2003 (and associated regulations made under section 21), the Local Government Finance Acts of 1988, 1992 and 2012, and the Accounts and Audit Regulations 2015, and we considered the extent to which non-compliance might have a material effect on the financial statements.

To help us identify instances of non-compliance with these laws and regulations, and in identifying and assessing the risks of material misstatement in respect to non-compliance, our procedures included, but were not limited to:

- inquiring with management and the Police, Fire and Crime Commissioner, as to whether the Authority is in compliance with laws and regulations, and discussing their policies and procedures regarding compliance with laws and regulations;
- communicating identified laws and regulations throughout our engagement team and remaining alert to any indications of non-compliance throughout our audit; and
- considering the risk of acts by the Authority which were contrary to applicable laws and regulations, including fraud.

We evaluated the Chief Finance Officer's incentives and opportunities for fraudulent manipulation of the financial statements (including the risk of override of controls) and determined that the principal risks were related to posting manual journal entries to manipulate financial performance, management bias through judgements and assumptions in significant accounting estimates, and significant one-off or unusual transactions.

Our audit procedures in relation to fraud included but were not limited to:

- making enquiries of management and the Police, Fire and Crime Commissioner on whether they had knowledge of any actual, suspected or alleged fraud;
- gaining an understanding of the internal controls established to mitigate risks related to fraud;
- discussing amongst the engagement team the risks of fraud; and
- addressing the risks of fraud through management override of controls by performing journal entry testing, testing of accounting estimates and testing any unusual transactions.

There are inherent limitations in the audit procedures described above and the primary responsibility for the prevention and detection of irregularities including fraud rests with management and the Police, Fire and Crime Commissioner. As with any audit, there remained a risk of non-detection of irregularities, as these may involve collusion, forgery, intentional omissions, misrepresentations, or the override of internal controls.

We are also required to conclude on whether the Chief Finance Officer's use of the going concern basis of accounting in the preparation of the financial statements is appropriate. We performed our work in accordance with Practice Note 10: Audit of financial statement and regularity of public sector bodies in the United Kingdom, and Supplementary Guidance Note 01, issued by the National Audit Office in November 2024.

A further description of our responsibilities for the audit of the financial statements is located on the Financial Reporting Council's website at [www.frc.org.uk/auditorsresponsibilities](http://www.frc.org.uk/auditorsresponsibilities). This description forms part of our auditor's report.

# Report on the Authority's arrangements for securing economy, efficiency, and effectiveness in its use of resources

## Matter on which we are required to report by exception

We are required to report to you if, in our view we are not satisfied that the Authority has made proper arrangements for securing economy, efficiency and effectiveness in its use of resources for the year ended 31 March 2023.

In September 2023 we identified a significant weakness in relation to improving economy, efficiency and effectiveness for the 2021/2022 year. In our view this significant weakness remains for the year ended 31 March 2023:

Significant weakness in arrangements	Recommendation
<p><b>2021/22 HMICFRS Inspection Report Improving economy, efficiency and effectiveness</b></p> <p>In its 2021/22 inspection report for the fire and rescue service published in January 2023, HMICFRS raised a specific cause for concern that the service doesn't have in place adequate workforce planning processes.</p> <p>In our view, HMICFRS's concerns about workforce planning is evidence of a significant weakness in arrangements in relation to how the body evaluates the services it provides to assess performance and identify areas for improvement under the Economy, Efficiency and Effectiveness criterion.</p>	<p>We recommend that the Police, Fire and Crime Commissioner for North Yorkshire should address the cause for concern in relation to workforce planning for fire and rescue services and implement the recommendations made in the HMICFRS inspection report.</p>

## Responsibilities of the Authority

The Authority is responsible for putting in place proper arrangements to secure economy, efficiency, and effectiveness in its use of resources, to ensure proper stewardship and governance, and to review regularly the adequacy and effectiveness of these arrangements.

## Auditor's responsibilities for the review of arrangements for securing economy, efficiency, and effectiveness in the use of resources

We are required under Section 20(1)(c) of the Local Audit and Accountability Act 2014 to satisfy ourselves that the Authority has made proper arrangements for securing economy, efficiency, and effectiveness in its use of resources. We are not required to consider, nor have we considered, whether all aspects of the Authority's arrangements for securing economy, efficiency, and effectiveness in its use of resources are operating effectively.

We have undertaken our work in accordance with the Code of Audit Practice, having regard to the guidance issued by the Comptroller and Auditor General in November 2024.

## Matters on which we are required to report by exception under the Code of Audit Practice

We are required by the Code of Audit Practice to report to you if:

- we issue a report in the public interest under section 24 of the Local Audit and Accountability Act 2014;
- we make a recommendation under section 24 of the Local Audit and Accountability Act 2014; or

- we exercise any other special powers of the auditor under sections 28, 29 or 31 of the Local Audit and Accountability Act 2014.

We have nothing to report in these respects.

## Use of the audit report

This report is made solely to the North Yorkshire Police, Fire and Crime Commissioner Fire and Rescue Authority, as a body, in accordance with part 5 of the Local Audit and Accountability Act 2014 and as set out in paragraph 44 of the Statement of Responsibilities of Auditors and Audited Bodies published by Public Sector Audit Appointments Limited. Our audit work has been undertaken so that we might state to the North Yorkshire Police, Fire and Crime Commissioner Fire and Rescue Authority those matters we are required to state to them in an auditor's report and for no other purpose. To the fullest extent permitted by law, we do not accept or assume responsibility to anyone other than the North Yorkshire Police, Fire and Crime Commissioner Fire and Rescue Authority, as a body, for our audit work, for this report, or for the opinions we have formed.

## Certificate

We certify that we have completed the audit the North Yorkshire Police, Fire and Crime Commissioner Fire and Rescue Authority for the year ended 31 March 2023 in accordance with the requirements of the Local Audit and Accountability Act 2014 and the Code of Audit Practice issued by the National Audit Office.



Gavin Barker, Key Audit Partner  
For and on behalf of Forvis Mazars LLP

The Corner  
Bank Chambers  
26 Mosley Street  
Newcastle Upon Tyne  
NE1 1DF

3 December 2024

**STATEMENT OF RESPONSIBILITIES FOR THE STATEMENT OF ACCOUNTS  
OF NORTH YORKSHIRE POLICE, FIRE & CRIME COMMISSIONER  
(FIRE & RESCUE AUTHORITY)**

**The responsibilities of the Police, Fire and Crime Commissioner for North Yorkshire**

The Police, Fire and Crime Commissioner is required:

- a) to make arrangements for the proper administration of its financial affairs and to secure that one of its officers has the responsibility for the administration of those affairs. In this Authority that officer is the Chief Finance Officer.
- b) to manage its affairs to secure economic, efficient and effective use of resources and safeguard its assets.
- c) to approve the Statement of Accounts.

**The responsibilities of the Police, Fire and Crime Commissioner's Chief Finance Officer:**

The Chief Finance Officer is responsible for the preparation of the Authority's Statement of Accounts in accordance with proper practices as set out in the CIPFA Code of Practice on Local Authority Accounting in the United Kingdom (the Code).

In preparing this statement of accounts, the Chief Finance Officer has:

- a) selected suitable accounting policies and then applied them consistently;
- b) made judgements and estimates that were reasonable and prudent; and
- c) complied with the Code of Practice.

The Chief Finance Officer has also:

- a) kept proper accounting records which are up to date; and
- b) taken reasonable steps for the prevention and detection of fraud and other irregularities.

**Certificate by the Police, Fire and Crime Commissioner's Chief Finance Officer**

I certify that the financial statements set out on pages 18 to 79 present a true and fair view of the financial position of North Yorkshire Police, Fire and Crime Commissioner (Fire and Rescue Authority) as at 31st March 2023 and its income and expenditure for the year then ended.

Signed:  Date: 03/12/2024

M Porter

Chief Finance Officer for the Police, Fire & Crime Commissioner for North Yorkshire

The Statement of Accounts was approved by the Deputy Mayor for Police, Fire and Crime on behalf of the former Police, Fire and Crime Commissioner for North Yorkshire.

By virtue of the York and North Yorkshire Combined Authority Order 2023, the former Commissioner's term of office came to end on 6th May 2024, and the Deputy Mayor being appointed by the incoming Mayor of the Combined Authority.

Signed:  Date: 03/12/2024

J Coles

Deputy Mayor for Police, Fire & Crime, for and on behalf of the former Police, Fire & Crime Commissioner for North Yorkshire

**MOVEMENT IN RESERVES STATEMENT 2022/23**

	General Fund Balance £000	Earmarked General Fund Reserves £000	Capital Receipts Reserve £000	Capital Grants Unapplied Reserve £000	Total Usable Reserves £000	Unusable Reserves (Note 21) £000	Total Authority Reserves £000
<b>Balance at 31 March 2022</b>	<b>1,075</b>	<b>7,241</b>	<b>16</b>	<b>-</b>	<b>8,332</b>	<b>(412,427)</b>	<b>(404,095)</b>
Movements in Reserves during 2022/23							
<b>Total Comprehensive Income and Expenditure</b>	<b>(15,067)</b>	<b>-</b>	<b>-</b>	<b>-</b>	<b>(15,067)</b>	<b>139,911</b>	<b>124,844</b>
Adjustments between accounting basis & funding basis under regulations (Note 5)	14,600	-	-	-	14,600	(14,600)	0
<b>Net increase/(decrease) before Transfers to earmarked reserves</b>	<b>(468)</b>	<b>-</b>	<b>-</b>	<b>-</b>	<b>(468)</b>	<b>125,311</b>	<b>124,844</b>
Transfers to / (from) Earmarked Reserves (Note 19)	468	(957)	-	-	(489)	488	-
<b>Increase / (Decrease) in 2021/22</b>	<b>-</b>	<b>(957)</b>	<b>-</b>	<b>-</b>	<b>(957)</b>	<b>125,799</b>	<b>124,844</b>
<b>Balance at 31 March 2023 carried forward</b>	<b>1,075</b>	<b>6,284</b>	<b>16</b>	<b>-</b>	<b>7,373</b>	<b>(286,626)</b>	<b>(279,251)</b>

**MOVEMENT IN RESERVES STATEMENT 2021/22**

	General Fund Balance £000	Earmarked General Fund Reserves £000	Capital Receipts Reserve £000	Capital Grants Unapplied Reserve £000	Total Usable Reserves £000	Unusable Reserves (Note 21) £000	Total Authority Reserves £000
<b>Comparative Year:</b>							
<b>Balance at 31 March 2021</b>	<b>1,075</b>	<b>6,876</b>	<b>-</b>	<b>-</b>	<b>7,951</b>	<b>(410,828)</b>	<b>(402,877)</b>
Movements in Reserves during 2021/22							
<b>Total Comprehensive Income and Expenditure</b>	<b>(12,277)</b>	<b>-</b>	<b>-</b>	<b>-</b>	<b>(12,277)</b>	<b>11,060</b>	<b>(1,217)</b>
Adjustments between accounting basis & funding basis under regulations (Note 5)	12,658	-	-	-	12,658	(12,658)	-
<b>Net increase/(decrease) before transfers to earmarked reserves</b>	<b>381</b>	<b>-</b>	<b>-</b>	<b>-</b>	<b>381</b>	<b>(1,599)</b>	<b>(1,217)</b>
Transfers to / (from) Earmarked Reserves (Note 19)	(381)	365	16	-	-	-	-
<b>Increase / (Decrease) in 2021/22</b>	<b>1</b>	<b>365</b>	<b>16</b>	<b>-</b>	<b>381</b>	<b>(1,599)</b>	<b>(1,217)</b>
<b>Balance at 31 March 2022 carried forward</b>	<b>1,075</b>	<b>7,241</b>	<b>16</b>	<b>-</b>	<b>8,332</b>	<b>(412,427)</b>	<b>(404,095)</b>

**COMPREHENSIVE INCOME & EXPENDITURE STATEMENT**  
**FOR YEAR ENDED 31st MARCH 2023**

2021/22				2022/23		
Gross Expenditure £000	Gross Income £000	Net Expenditure £000		Gross Expenditure £000	Gross Income £000	Net Expenditure £000
40,467	(6,287)	34,179	Fire Services	41,908	(6,355)	35,552
<b>40,467</b>	<b>(6,287)</b>	<b>34,179</b>	<b>Net Cost Of Services</b>	<b>41,908</b>	<b>(6,355)</b>	<b>35,552</b>
<b>Other Operating Expenditure</b>						
(Gain)/loss on the Disposal of						
(8)	0	(8)	non current assets	10	0	10
<b>(8)</b>	<b>0</b>	<b>(8)</b>		<b>10</b>	<b>0</b>	<b>10</b>
<b>Financing and Investment Income and Expenditure</b>						
Interest Payable and similar						
783	-	783	charges ( <b>Note 29</b> )	842	-	842
Net interest on the net defined						
8,604	-	8,604	pension liability ( <b>Note 28</b> )	11,482	-	11,482
Interest receivable and similar						
-	(17)	(17)	income ( <b>Note 29</b> )	-	(107)	(107)
<b>9,387</b>	<b>(17)</b>	<b>9,370</b>		<b>12,324</b>	<b>(107)</b>	<b>12,217</b>
<b>Taxation and Non-Specific Grant Income</b>						
-	(22,671)	(22,671)	Council tax income	-	(23,498)	(23,498)
-	(2,237)	(2,237)	Non domestic rates	-	(2,732)	(2,732)
Non ring-fenced government						
-	(6,355)	(6,355)	grants ( <b>Note 24</b> )	-	(6,482)	(6,482)
Capital grants and						
-	-	-	contributions ( <b>Note 24</b> )	-	-	-
<b>0</b>	<b>(31,264)</b>	<b>(31,263)</b>		<b>0</b>	<b>(32,711)</b>	<b>(32,711)</b>
<b>12,277 (Surplus) or Deficit on Provision of Services</b>				<b>15,067</b>		
Surplus or deficit on revaluation of non						
(1,434)			current assets ( <b>Note 21a</b> )	(2,528)		
Remeasurements of the net defined benefit						
(9,626)			liability ( <b>Note 28</b> )	(137,383)		
<b>(11,060)</b>			<b>Other Comprehensive Income and Expenditure</b>	<b>(139,911)</b>		
<b>1,217</b>			<b>Total Comprehensive Income and Expenditure</b>	<b>(124,844)</b>		

# BALANCE SHEET AS AT 31st MARCH 2023

31 Mar 2022			31 Mar 2023
£000		Note	£000
	Property, Plant & Equipment	7	
31,824	Land & Buildings		34,370
6,317	Vehicles		6,851
1,389	Plant & Equipment		1,514
1,220	Assets Under Construction		-
<u>40,750</u>			<u>42,734</u>
413	Intangible Assets - Software	8	381
68	Long Term Debtors	14	66
-	Pensions Asset	28	1,784
<u>41,231</u>	<b>Long Term Assets</b>		<u>44,965</u>
243	Inventories	13	225
1,811	Short Term Debtors	14	5,677
5,924	Cash and Cash Equivalents	15	6,685
<u>7,978</u>	<b>Current Assets</b>		<u>12,586</u>
(497)	Short Term Borrowing	30	(1,667)
(4,410)	Short Term Creditors	16	(4,789)
<u>(4,907)</u>	<b>Current Liabilities</b>		<u>(6,455)</u>
(11,378)	Long Term Borrowing	30	(14,341)
	Other Long Term Liabilities		
(136)	Long Term Creditors	16	-
(435,352)	Pensions Liability	28	(314,810)
(174)	Finance Lease obligations	12	(88)
(1,304)	PFI Obligations	11	(1,029)
(56)	Provisions	17	(83)
<u>(448,399)</u>	<b>Long Term Liabilities</b>		<u>(330,351)</u>
<u><u>(404,095)</u></u>	<b>Net Assets</b>		<u><u>(279,252)</u></u>
	<b>Usable Reserves</b>		
16	Usable Capital Receipts Reserve	20	16
1,075	General Fund Balance		1,075
7,241	Earmarked Reserves	19	6,284
<u>8,332</u>			<u>7,374</u>
	<b>Unusable Reserves</b>	21	
6,535	Revaluation Reserve	(a)	8,957
17,244	Capital Adjustment Account	(b)	17,321
(435,352)	Pensions Reserve	(c)	(313,026)
(854)	Collection Fund Adjustment Account	(d)	146
1	Accumulated Absences Account	(e)	(24)
<u>(412,427)</u>			<u>(286,626)</u>
<u><u>(404,095)</u></u>	<b>Total Reserves</b>		<u><u>(279,252)</u></u>



# CASHFLOW STATEMENT FOR YEAR ENDED 31st MARCH 2023

2021/22 £000		2022/23 £000
	<b>Operating Activities</b>	
	Taxation	
22,542	- Council Tax Income	23,400
1,454	- Non Domestic Rates Income	1,850
	Grants	
5,540	- General Government Funding	5,619
13,222	- Other Government grants	10,788
2,774	Cash received for goods and services	2,345
13	Interest received	67
<u>45,545</u>	<b>Total Operating Activities cash in flows</b>	<u>44,069</u>
(12,723)	Cash paid to and on behalf of employees	(14,126)
(10,099)	Cash paid to suppliers of goods and services	(9,868)
(786)	Interest Paid	(812)
(17,902)	Other payments for operating activities ( <b>Note 26</b> )	(20,476)
<u>(41,509)</u>	<b>Total Operating Activities cash out flows</b>	<u>(45,282)</u>
<b>4,036</b>	<b>Net Cash Flow from Operating Activities</b>	<b>(1,213)</b>
	<b>Investing Activities</b>	
(2,420)	Purchase of PPE and intangible assets	(1,370)
(16)	Proceeds from the sale of PPE and intangible assets	-
	Other receipts from investing activities	-
-	Capital grants/contributions received	-
<u>(2,435)</u>	<b>Net cash flows from Investing Activities</b>	<u>(1,370)</u>
	<b>Financing Activities</b>	
-	Cash receipts of short and long term borrowing	4,500
59	Other receipts from financing activities ( <b>Note 27</b> )	-
	Cash payments for the reduction of the outstanding liability relating to finance leases and on balance sheet	(238)
(220)	PFI contracts (principal)	
(418)	Repayments of short and long term borrowing	(396)
<u>(579)</u>	<b>Net cash flows from financing activities</b>	<u>3,866</u>
<b>1,022</b>	<b>Net increase or (decrease) in cash and cash equivalents</b>	<b>1,283</b>
	Cash and cash equivalents at the beginning of the reporting period ( <b>Note 15</b> )	5,924
<u><b>5,924</b></u>	<b>Cash and cash equivalents at the end of the reporting period (Note 15)</b>	<u><b>7,207</b></u>

## **NOTES TO THE FINANCIAL STATEMENTS**

### **1. Statement of Significant Accounting Policies**

#### **(a) Accounting Concepts**

The code requires an authority to disclose its significant accounting policies in the notes to the financial statements. This is to have two elements:

- Disclosure of the measurement basis (or bases) used in the preparation of the financial statements. The Authority uses the convention of historical cost modified by the use of current and fair value for particular categories of assets and liabilities as set out in the relevant policies below.
- Disclosure of the other accounting policies used that are relevant to an understanding of financial statements.

#### **Going Concern Concept**

The functions of the NYPFCCFRA will be transferred by Parliamentary Order (York and North Yorkshire Combined Authority Order 2023) to the Elected Mayor with effect from 7th May when all staff, properties, rights and liabilities transfer to the York and North Yorkshire Combined Authority. As the functions of NYPFCCFRA will continue to be provided by another public sector entity, these accounts have been prepared on a going concern basis.

The figures presented within the financial statements are rounded to the nearest £1,000 to assist in making them easier to read and understand. The numbers within the financial statements may appear not to add up, however this does not require rectification, it being due to rounding of numbers within electronic spreadsheets used in the construction of the statements. The Code allows for the rounding of numbers as long as the level of such is disclosed and effect is neither material to the presentation, nor hinders the requirement to present a true and fair view of the financial position of the Authority.

Information is defined as material by the Code if omitted or misstating it could influence decisions that users make on the basis of financial information about the Authority.

#### **(b) Property, Plant and Equipment**

Assets that have physical substance and are held for use in the production or supply of goods or services, for rental to others, or for administrative purposes that are expected to generate economic benefit during more than one financial year are classified as Property, Plant and Equipment.

##### **(i) Recognition**

Expenditure on the acquisition, creation or enhancement of Property, Plant and Equipment is capitalised on an accruals basis, provided that it is probable that the future economic benefits or service potential associated with the item will flow to the Authority and the cost can be measured reliably. Expenditure that maintains but does not add to an asset's potential to deliver future economic benefits or service potential (i.e. repairs and maintenance) is charged as an expense when incurred. In accounting for non current asset acquisitions, a de minimis level of £10,000 is set and where capital expenditure is de minimis, this is charged direct to cost of services.

##### **(ii) Measurement**

Assets are initially measured at cost, comprising:

- the purchase price
- any costs attributable to bringing the asset to the location and condition necessary for it to be capable of operating in the manner intended by management
- the initial estimate of the costs of dismantling and removing the item and restoring the site on which it is located.

Assets are then carried on the Balance Sheet using the following measurement bases:

- Assets under construction - historical cost
- Property, Plant and Equipment - current value, determined using the basis of existing use value (EUV).

Where there is no market-based evidence of fair value because of the specialist nature of an asset, e.g. fire stations, depreciated replacement cost (DRC) is used as an estimate of fair value.

Where non property assets that have short useful lives or low values (or both), depreciated historical cost basis is used as a proxy for current value.

Surplus assets are valued at fair value and assets reclassified as held for sale are valued at market value.

- (iii) Assets included in the Balance Sheet at fair value are revalued sufficiently regularly to ensure that their carrying amount is not materially different from their current value at the year end, but as a minimum every five years. Increases in valuations are matched by credits to the Revaluation Reserve recognise unrealised gains.

Where decreases in value are identified, they are accounted for by:

- where there is a balance of revaluation gains for the asset in the Revaluation Reserve, the carrying amount of the asset is written down against that balance (up to the amount of the accumulated gains).
- where there is no balance in the Revaluation Reserve or an insufficient balance, the carrying amount of the asset is written down in the Comprehensive Income and Expenditure Statement (CIES).

The Revaluation Reserve contains revaluation gains recognised since 1 April 2007 only, the date of its formal implementation. Gains arising before that date have been consolidated into the Capital Adjustment Account.

(iv) **Impairment**

Assets are assessed at each year end as to whether there is a material reduction in the value of an asset due to impairment (e.g. physical damage or deterioration in the quality of the service provided by the asset). Where identified, the loss is recognised through an impairment charge to the net cost of services.

Impairment losses are accounted for as a decrease in valuation as set out above.

Where an impairment loss is reversed subsequently, the reversal is credited to the net cost of services, up to the amount of the original loss, adjusted for depreciation that would have been charged if the loss had not been recognised.

(v) **Depreciation**

Depreciation is provided for on all Property, Plant and Equipment assets by the systematic allocation of their depreciable amounts over their useful lives. An exception is made for assets without a determinable finite useful life (i.e. freehold land) and assets that are not yet available for use (e.g. assets under construction).

Depreciation is calculated on the following bases:

- fire stations and other buildings - straight-line allocation over the useful life of the property as estimated by the valuer.
- vehicles, plant, furniture and equipment - straight-line allocation over the useful life of the assets.

In the year that an asset is either acquired or disposed of, half a years depreciation is provided for. Where an item of Property, Plant and Equipment has major components whose cost is significant in relation to the total cost of the item, the components are depreciated separately. This is to ensure that both the depreciation charge in the Net Cost of Services and also the asset carrying value in the Balance Sheet are materially correct. The Authority undertakes an annual review to evaluate whether the componentisation of any of its assets would lead to a materially different depreciation charge and asset carrying value being reported. To date this review has identified no such assets.

(vi) **Disposals and Non Current Assets Held for Sale**

When it becomes probable that the carrying amount of an asset will be recovered principally through a sale transaction rather than through its continuing use, it is reclassified as an Asset Held For Sale.

If assets no longer meet the criteria to be classified as Assets Held for Sale, they are reclassified back to non current assets.

Assets that are to be abandoned or scrapped are not reclassified as Assets Held for Sale. When an asset is disposed of or decommissioned, the carrying amount of the asset in the Balance Sheet is written off to the Other Operating Expenditure line in the Comprehensive Income and Expenditure Statement (CIES) as part of the gain or loss on disposal. Any revaluation gains accumulated for the asset in the Revaluation Reserve are transferred to the Capital Adjustment Account.

Amounts received for a disposal in excess of £10,000 are categorised as capital receipts.

The written off value of disposals is not a charge against council tax, as the cost of non current assets is fully provided for under separate arrangements for capital financing. Amounts are appropriated to the Capital Adjustment Account from the General Fund Balance in the Movement in Reserves Statement.

(c) **Intangible Assets**

Expenditure on non-monetary assets that do not have physical substance but are controlled by the Authority as a result of past events (e.g. software licences) is capitalised when it is expected that future economic benefits or service potential will flow from the intangible asset to the Authority.

Intangible assets are measured initially at cost. Amounts are only revalued where the fair value of the assets held by the Authority can be determined by reference to an active market. In practice, no intangible asset held by the Authority meets this criterion, and they are therefore carried at amortised cost. The depreciable amount of an intangible asset is amortised over its useful life and included in the net cost of services in the Comprehensive Income and Expenditure Statement (CIES). Where impairment occurs, any losses recognised are also posted to the net cost of services. Any gain or loss arising on the disposal or abandonment of an intangible asset is posted to the Other Operating Expenditure line in the CIES.

Where expenditure on intangible assets qualifies as capital expenditure for statutory purposes, amortisation, impairment losses and disposal gains and losses on Intangible Assets are not permitted to have an impact on the General Fund Balance. The gains and losses are therefore reversed out of the General Fund Balance in the Movement in Reserves Statement and posted to the Capital Adjustment Account and (for any sale proceeds greater than £10,000) the Capital Receipts reserve.

**Charges to Revenue for Non Current Assets**

Operational and support services are debited with the following amounts to record the cost of holding non current assets during the year:

- depreciation attributable to the assets used by the relevant service
- amortisation of intangible assets used by the relevant service
- revaluation and impairment losses on assets used by services where there are no accumulated gains in the Revaluation Reserve against which the losses can be written off

The Authority is not required to raise council tax to fund depreciation, revaluation and impairment losses or amortisation. However, it is required to make an annual contribution from revenue towards the reduction in its overall borrowing requirement. Depreciation, revaluation and impairment losses and amortisation are therefore replaced by the contribution (the Minimum Revenue Provision) in the General Fund Balance, by way of an adjusting transaction with the Capital Adjustment Account in the Movement in Reserves Statement for the difference between the two.

**(d) Government Grants and Contributions**

Whether paid on account, by instalments or in arrears, government grants and third party contributions and donations are recognised as due to the Authority when there is reasonable assurance that:

- the Authority will comply with conditions attached to the payments, and
- the grants or contributions will be received

Amounts recognised as due to the Authority are not credited to the Comprehensive Income and Expenditure Statement (CIES) until conditions attached to the grant or contribution have been satisfied. Conditions are stipulations that specify that the future economic benefits or service potential embodied in the asset acquired using the grant or contribution are required to be consumed by the recipient as specified, or future economic benefits or service potential must be returned to the transferor.

Monies advanced as grants and contributions for which conditions have not been satisfied are carried in the Balance Sheet as receipts in advance within Creditors. When no conditions exist or have been satisfied, the grant or contribution is credited to the relevant service line or Taxation and Non Specific Grant Income (non ring fenced revenue grants and all capital grants) in the CIES.

Where capital grants are credited to the CIES, they are reversed out of the General Fund Balance in the Movement in Reserves Statement. Where the grant has yet to be used to finance capital expenditure, it is posted to the Capital Grants Unapplied reserve until it is applied. Once applied, it is transferred to the Capital Adjustment Account.

**(e) Cash and Cash Equivalents**

Cash is represented by cash in hand. Cash equivalents are deposits invested on behalf of the Authority by North Yorkshire County Council as part of a blanket investment fund in accordance with the Treasury Management Service Level Agreement. These deposits are readily convertible to known amounts of cash with insignificant risk of change in value.

In the Cash Flow Statement, cash and cash equivalents are shown net of bank overdrafts that are repayable on demand and form an integral part of the Authority's cash management.

**(f) Leases**

Leases are classified as finance leases where the terms of the lease transfer substantially all the risks and rewards incidental to ownership of the property, plant or equipment from the lessor to the lessee. All other leases are classified as operating leases.

Arrangements that do not have the legal status of a lease but convey a right to use an asset in return for payment are accounted for under this policy where fulfilment of the arrangement is dependent on use of specific assets.

**Finance Leases**

Property, Plant and Equipment held under finance leases is recognised on the Balance Sheet at the commencement of the lease at its fair value measured at the lease's inception (or the present value of the minimum lease payments, if lower). The asset recognised is matched by a liability for the obligation to pay the lessor.

Lease payments are apportioned between:

- a charge for the acquisition of the interest in the Property, Plant or Equipment - applied to write down the lease liability, and
- a finance charge debited to the Financing and Investment Income and Expenditure line in the Comprehensive Income and Expenditure Statement (CIES).

Property, Plant and Equipment recognised under finance leases is accounted for using the policies applied generally to such assets.

**Operating Leases**

Rentals paid under operating leases are charged to the CIES as an expense of the services benefitting from use of the leased Property, Plant or equipment.

**(g) Accruals of Income and Expenditure**

Both the revenue and capital accounts of the Authority are maintained on an accruals basis in accordance with the Code of Practice. That is, sums due to or payable by the Authority during the year are included in the accounts whether or not the cash has actually been received or paid in the year. A de minimis limit of £3,000 is applied to this process.

**(h) Inventories**

Inventories are included in the Balance Sheet at lower of cost and net realisable value. The cost of inventories is assigned using the average basis costing formula.

**(i) Provisions, Contingent Liabilities and Contingent Assets**

**(i) Provisions**

Provisions represent the best estimate, at the balance sheet date, of expenditure required to settle a present obligation. The outcome must be able to be estimated reliably and have a probable outcome. For example, the Authority may be involved in a court case that could eventually result in the making of a settlement for the payment of compensation. Details of individual provisions are given in the notes to the Financial Statements.

**(ii) Contingent Liabilities**

A contingent liability arises where an event has taken place that gives the Authority a possible obligation whose existence will only be confirmed by the occurrence or otherwise of uncertain future events not wholly within the control of the Authority. Contingent liabilities also arise in circumstances where a provision would otherwise be made but either it is not probable that an outflow of resources will be required or the amount of the obligation cannot be measured reliably.

Material Contingent liabilities are not recognised in the Balance Sheet but disclosed in a note.

**(iii) Contingent Assets**

A contingent asset arises where an event has taken place that gives the Authority a possible asset whose existence will only be confirmed by the occurrence or otherwise of uncertain future events not wholly within the control of the Authority.

Material Contingent assets are not recognised in the Balance Sheet but disclosed in a note to the accounts where it is probable that there will be an inflow of economic benefits or service potential.

**(j) Financial Instruments**

A financial instrument is any contract that gives rise to a financial asset of one entity and a financial liability or equity instrument of another. They are recognised in the Balance Sheet only when the Authority is committed to the contractual provisions of a financial instrument. The only exceptions are trade debtors and creditors when the Authority recognises these transactions on delivery or receipt.

**Loans and Receivables**

Loans (financial liabilities) and Receivables (financial assets) are measured at fair value and carried at their amortised cost. Annual charges or credits to the Comprehensive Income and Expenditure Statement (CIES) in the year are based on the carrying amount of the loan or receivable multiplied by the effective rate of the instrument. This means that for all the borrowing that the Authority has, the amount presented in the Balance Sheet is the outstanding principal (plus accrued interest); and interest charged to the CIES is the amount payable for the year according to the loan agreement. For Authority investments, the amount presented in the Balance Sheet is the outstanding principal receivable and interest credited to the CIES is the amount receivable for the year.

**Expected Credit Loss Model**

The Authority recognises expected credit losses on all of its financial assets held at amortised cost on a lifetime basis applying the simplified approach which measures the loss allowance at an amount equal to lifetime expected credit losses. This applies to non statutory receivables (Debtors) held by the Authority.

**(k) Fair Value**

The Authority measures its assets and liabilities at fair value at each reporting date. Fair value is the price that would be received to sell an asset or paid to transfer a liability in an orderly transaction between market participants at the measurement date. The fair value measurement assumes that the transaction to sell an asset to transfer the liability takes place either:

- (i) in the principal market for the asset or liability, or
- (ii) in the absence of a principal market, in the most advantageous market for the asset or liability.

The Authority measures the fair value of an asset or liability using the assumptions that market participants would use when pricing the asset or liability, assuming that market participants act in their economic best interest.

The Authority uses valuation techniques that are appropriate in the circumstances and for which sufficient data is available, maximising the use of relevant known data (observable inputs) and minimising the use of estimates or unknowns (unobservable inputs).

Inputs to the valuation techniques in respect of assets and liabilities for which fair value is measured or disclosed in the Authority's financial statements are categorised within the fair value hierarchy, as follows:

Level 1 - quoted prices (unadjusted) in active markets for identical assets or liabilities that the Authority can access at the measurement date

Level 2 - inputs other than quoted prices included within Level 1 that are observable for the asset or liability, either directly or indirectly

Level 3 - unobservable inputs for the asset or liability

**(l) Exceptional and Extraordinary items and Prior Period Adjustments**

Exceptional and extraordinary items are disclosed on the face of the Comprehensive Income and Expenditure Statement and fully explained in the notes to the financial statements.

Prior period adjustments may arise as a result of a change in accounting policies or to correct a material error. Changes in accounting estimates are accounted for prospectively, i.e. in the current and future years affected by the change, and do not give rise to a prior period adjustment.

Changes in accounting policies are only made when required by proper accounting practices or the change provides more reliable or relevant information about the Authority's financial position or performance. Where a change is made, it is accounted for retrospectively by adjusting the opening balances and comparative amounts for the prior period as if the new policy had been applied.

**(m) Reserves**

The Authority sets aside specific amounts as reserves (Usable) for future policy purposes or to cover contingencies. Reserves are created by appropriating amounts out of the General Fund Balance in the Movement in Reserves Statement. When expenditure is to be financed from a reserve, it is charged to the appropriate service in that year to score against the Surplus or Deficit on the Provision of Services in the Comprehensive Income and Expenditure Statement. The reserve is then appropriated back into the General Fund Balance in the Movement in Reserves Statement so that there is no net charge against council tax for the expenditure.

Certain reserves (Unusable) are kept to manage the accounting processes for non-current assets, financial instruments, retirement and employee benefits and do not represent usable resources for the Authority. These reserves are explained in the relevant notes to the financial statements.

**(n) Employee Benefits**

**(i) Benefits Payable During Employment**

Short-term employee benefits are those due to be settled within 12 months of the year-end. They include such benefits as wages and salaries, paid annual leave and paid sick leave and non-monetary benefits (e.g. cars) for current employees and are recognised as an expense for services in the year

in which employees render service to the Authority.

(ii) **Termination Benefits**

Termination benefits are amounts payable as a result of a decision by the Authority to terminate an officer's employment before the normal retirement date or an officer's decision to accept voluntary redundancy and are charged on an accruals basis to the Comprehensive Income and Expenditure Statement at the earlier of when the Authority can no longer withdraw the offer of those benefits or when the Authority recognises costs for a restructuring.

(o) **Pensions**

The Authority participates in four different pension schemes, three of which meet the needs of Operational staff and the fourth the needs of Support staff. Both schemes provide members with defined benefits related to pay and services. Employees' and employers' contribution levels are based on percentages of pay set nationally and are subject to Actuarial triennial review. The schemes are as follows:

**Firefighters Pension Schemes**

The Authority meets the pension payments by the payment of an employer's pension contribution based upon a percentage of pay into the Pension Fund. Employee contributions are also paid into the fund which is topped up as necessary by Government Grant if the contributions are insufficient to meet the pension payments due. In the event of a surplus, this will be recouped by the Government.

All three Schemes are unfunded and do not take into account the liabilities to pay pensions and other benefits after the reporting period end.

**Local Government Pension Scheme** for Support staff is administered by North Yorkshire Pension Fund - this is a funded scheme, meaning that the Authority and employees pay contributions into a fund calculated at a level intended to balance the pension liabilities with investment assets. The pension costs charged to the Authority's accounts equate to the employer's contributions paid to the fund on behalf of eligible employees. Further costs arise in respect of certain pensions paid to retired employees on an unfunded basis.

Pension schemes are accounted for in accordance with IAS 19 Employee Benefits. IAS 19 is based upon the principle that an organisation should account for all retirement benefits when it is committed to give them even if the actual giving will be many years into the future. This includes the recognition of a net asset/liability and a pensions reserve in the Balance Sheet and entries in the Comprehensive Income and Expenditure Statement (CIES) for movements in the asset/liability.

A net pensions asset indicates that an authority has effectively overpaid contributions relative to the future benefits earned by employees. A net liability shows an effective underpayment. The assets and liabilities are assessed by Scheme Actuaries being based upon the latest full valuation of Schemes as at 31st March 2022.

The change in the net pensions liability for all Pension Schemes is analysed into the following components:

- Current service cost - the increase in liabilities as a result of years of service earned this year.
- Past service cost - the increase in liabilities arising from current year decisions whose effect relates to years of service earned in earlier years.
- Net interest on the defined benefit liability/asset, i.e. net interest expense for the Authority
- Remeasurements comprising:
  - the return on plan assets - excluding amounts included in net interest on the net defined benefit liability/asset.
  - actuarial gains and losses - changes in the net pensions liability that arise because events have not coincided with assumptions made at the last actuarial valuation or because actuaries have updated assumptions.

The Code required the following accounting policies to be applied to the various elements of the net asset/liability:



- Where an authority participates in more than one scheme, schemes with net assets should be shown separately from those with net liabilities.
- The assets of each scheme should be measured at fair value, which is based on bid value.
- The liabilities of each scheme should be measured on an actuarial basis using the projected unit method i.e. an assessment of the future payments that will be made in relation to retirement benefits earned to date by employees based on assumptions about mortality rates, employee turnover rates and projections of projected earnings for current employees.
- Scheme liabilities should be discounted to their value at current prices using a discount rate reflecting the time value of money and the characteristics of the liability.
- The current service cost should be based on the most recent actuarial valuation at the beginning of the period, with the financial assumptions updated to reflect conditions at that date.
- The past Service cost should be disclosed on a straight line basis over which the increases in benefit rest.
- The interest cost should be based upon the discount rate and the present value of the scheme liabilities at the beginning of the period.
- The expected rate of return on assets is based upon the long term expectations at the beginning of the period and is expected to be reasonably stable.
- Actuarial gains and losses arise from any new valuation and from updating the latest actuarial valuation to reflect conditions at the balance sheet date.
- Losses arising on settlement or curtailment not allowed for in the actuarial assumptions should be measured at the date on which the employer becomes demonstrably committed to the transaction and disclosed in the notes to the accounts covering that date. Gains arising from settlement/curtailments not allowed for in the actuarial assumptions should be measured at the date on which all parties are irrevocably committed to the transaction.

### **Pensions Grant - Firefighters Pension Schemes**

The Code of Practice identifies Pension top up grant as a separate asset, which is excluded from IAS 19 entries in the Comprehensive Income and Expenditure Statement (CIES). Top up grant is credited directly to the Pension Fund account not the CIES. The grant is taken through the Movement in Reserves Statement (and movement in reconciliation of scheme assets) as an actuarial gain.

### **Change in Estimation Technique - Disclosure of effect of change in discount rate for liabilities**

In assessing liabilities for retirement benefits, Actuaries are required to use a discount rate appropriate to each authority's circumstances, with the rate potentially changing each year with fluctuations in market circumstances. The effect of this change on the Authority's pension scheme liabilities are:

### **Local Government Pension Scheme**

In assessing liabilities for retirement benefits at 31 March 2022 for the 2021/22 Statement of Accounts, the Actuary assumed a discount rate of 2.7%, a rate based upon the current rate on a high quality corporate bond of equivalent currency and term to scheme liabilities. For the 2022/23 Accounts, the Actuary has advised that a rate of 4.7% is appropriate. Application of this rate has resulted in a decrease in liabilities at today's prices of £9,440,000 (% of liabilities), adjusted by a remeasurement gain recognised for the year in the Other Comprehensive Income and Expenditure section of the Comprehensive Income and Expenditure Statement.

### **Firefighters Pension Schemes**

In assessing liabilities for retirement benefits at 31 March 2022 for the 2021/22 Statement of Accounts, the Actuary assumed a discount rate of 2.65%, a rate based upon the current rate on a high quality corporate bond of equivalent currency and term to scheme liabilities. For the 2022/23 Accounts, the Actuary has advised that a rate of 4.65% is appropriate. Application of this rate has resulted in an decrease in liabilities at today's prices of £92,000,000 (29.2% of liabilities), adjusted by a remeasurement gain recognised for the year in the Other Comprehensive Income and Expenditure section of the Comprehensive Income and Expenditure Statement.

### **Injury Awards - Firefighters Compensation Scheme**

Under the Firefighters Compensation Scheme, injury awards are payable to those firefighters who

have sustained a qualifying injury in the exercise of their duties as a firefighter. As these benefits are payable through the Firefighters Pension scheme, under IAS 19 they are accounted for as part of the pension arrangements. Separate disclosures have been provided for this scheme.

**(p) Overheads and Support Services**

The cost of overheads and support services are charged to service segments in accordance with the Authority's arrangements for accountability and financial performance. As a single service provider, the Authority charges all such overheads and support service costs to a single segment i.e. Fire within the Comprehensive Income and Expenditure Statement (CIES).

**(q) Private Finance Initiative (PFI)**

The Authority is party to one PFI Scheme arrangement for the provision of a Fire Station at Huntingdon and a Fire Training Centre and Station (at Easingwold). The treatment of transactions under the scheme are in accordance with IFRIC 12 - Service Concessions and the IFRS Code.

As ownership of the land and buildings will pass to the Authority at the end of the contracts for a nominal charge, the Authority carries the assets used on its Balance Sheet. The original recognition of these assets at fair value (based on the cost to purchase) was balanced by the recognition of a liability for amounts due to the scheme operator to pay for the capital investment. The assets are revalued and depreciated in the same way as property plant and equipment owned by the Authority.

The amounts payable to the PFI operator each year are analysed into four elements:

- Fair value of the services received during the year - debited to net cost of services in the Comprehensive Income and Expenditure Statement (CIES).
- Finance cost - an interest charge of 7.5% on the outstanding Balance Sheet liability, debited to the Financing and Investment Income and Expenditure line in the CIES.
- Contingent rent - increases in the amount to be paid for the property arising during the contract debited to the Financing and Investment Income and Expenditure line in CIES.
- Payment towards liability - applied to write down the Balance Sheet liability towards the PFI operator (the profile of write-downs is calculated using the same principles as for a finance lease).

**(r) VAT**

VAT is included in the accounts only if it is irrecoverable from Her Majesty's Revenue and Customs (HMRC).

**(s) Precept and Non Domestic Rates**

Billing authorities in England are currently required by statute to maintain a separate fund for the collection and distribution of amounts due in respect of council tax and national non domestic rates (NNDR). In its capacity as a billing authority, it acts as an agent - it collects and distributes council tax and NNDR income on behalf of itself and other major preceptors such as the NYPFCC FRA.

Billing authorities are required by statute to maintain a separate fund i.e. the Collection Fund for the collection and distribution of amounts due in respect of council tax and NNDR. Under the legislative framework for the Collection Fund, billing authorities, major preceptors and Central Government share proportionately the risks and rewards that the amounts collected could be less or more than predicted.

The council tax and NNDR income of the Authority included in the Comprehensive Income and Expenditure Statement (CIES) is the accrued income for the year. However, the difference between the accrued income included in the CIES and the amount required to actually be credited to the general fund in year is taken to the Collection Fund Adjustment Account. This account is held on the Balance Sheet, and included as a reconciling item in the Movement in Reserves Statement. Hence the difference between accrued precepts and NNDR income received and actual amounts received does not impact on the General Fund or the revenue budget of the Authority.

The Balance Sheet includes the Authority's share of the year end balances in respect of council tax and NNDR relating to arrears, impairment allowances for doubtful debts, overpayments and

prepayments and appeals.

**(t) Post Balance Sheet Events**

Events after the Balance Sheet date are reflected by the Authority up to the date when the Accounts are authorised for issue: Two types of event can be identified:

- those that provide evidence of conditions that existed at the end of the reporting period - the Statement of Accounts is adjusted to reflect such events.
- those that are indicative of conditions that arose after the reporting period - the Statement of Accounts is not adjusted to reflect such events, but where a category of events would have a material effect, disclosure is made in the notes of the nature of the events and their estimated financial effect.

**2. Critical Judgements in Applying Accounting Policies**

In applying the accounting policies set out in Note 1, the Authority has had to make certain judgements about complex transactions or those involving uncertainty about future events:

- (i) In the current economic environment there continues to be a high degree of uncertainty about future levels of funding for Fire Services. However, it has been determined that this uncertainty is not sufficient to provide an indication that assets might be impaired or levels of service provision reduced. The Authority keeps under review the planning assumptions upon which the current Medium Term Financial Plan is based and projections are amended accordingly.
- (ii) The Authority is deemed to control the services provided under its PFI arrangement and is also able to control the residual value of these buildings at the end of the agreement. The accounting policies for PFI schemes and similar contracts have been applied to the arrangement and the assets (valued at £5,086,000) are recognised as Land and Buildings on the Authority's Balance Sheet.

**3. Assumptions Made About The Future and other Major Sources of Estimation Uncertainty**

The Statement of Accounts contains estimated figures that are based on assumptions made by the Authority about the future or that are otherwise uncertain. Estimates are made taking into account historical experience, current trends and other relevant factors. However, because these balances cannot be determined with certainty, actual results could be materially different from the assumptions and estimates. The items in the Authority's Balance Sheet at 31st March 2023 for which there is a significant risk of material adjustment in the forthcoming financial year are:

**(i) Pensions Liability - net carrying amount 31st March 2023 £(313,026,000)**

Estimation of the net liability to pay pensions depends on a number of complex judgements and projections advised by the Actuaries, which include; the discount rate used, the rate at which salaries are projected to increase, changes in retirement ages, mortality rates and expected future returns on pension fund assets where applicable. Details of the impact of changes in actuarial assumptions are detailed in Note 28 to the financial statements.

**(ii) Non Current Assets - net carrying amount 31st March 2023 £43,004,000**

Assets are depreciated over the useful life that they will be operational. The useful life is dependent on assumptions about the level of repairs and maintenance expenditure in relation to individual assets. Should insufficient expenditure be incurred to properly maintain an asset, it may be the case that the useful economic life of that asset is reduced; this might give rise to an impairment or accelerated depreciation being required, and a resultant decrease in the carrying amount of the asset. It is estimated that the annual depreciation charge for non current assets would increase by £240,000 for every year that useful lives are reduced.

Valuation of assets and consideration of impairment depends on a number of complex judgements and a firm of Valuers is engaged to provide expert advice about the assumptions to be applied. The valuation (and any impairment review) is commissioned in accordance with the Royal Institution of Chartered Surveyors (RICS) valuation standards. The valuation date was 31st March 2023.

The valuation of a Fire Station is done on a depreciated replacement cost (DRC) basis based upon average build costs, then adjusted by obsolescence factors, any changes in value are therefore derived

from changes in build costs and any adjustments to obsolescence factors. The Valuer has stated that it does not consider there to be significant or material changes to values, unless informed by the Authority that the functionality of any particular property has changed significantly. The valuations are not based upon market evidence so it does not consider there would be variations that might be derived from changes in the market.

#### **4. Events after the Balance Sheet Date**

- (a)** The functions of the NYPFCCFRA will be transferred by Parliamentary Order (York and North Yorkshire Combined Authority Order 2023) to the Elected Mayor with effect from 7th May when all staff, properties, rights and liabilities transfer to the York and North Yorkshire Combined Authority. As the functions of NYPFCCFRA will continue to be provided by another public sector entity, these accounts have been prepared on a going concern basis.
- (b)** In June 2023 the High Court ruled in the case of Virgin Media Limited v NTL Pension Trustees. The ruling was that certain pension scheme rule amendments were invalid if they were not accompanied by the correct actuarial confirmation. The High Court ruling has since been appealed. In a judgement delivered on 25 July 2024, the Court of Appeal unanimously upheld the decision of the High Court. The most recent update in July 2024 is that the relevant certificate in respect of the Local Government Pension Scheme 2008 reforms has yet to be located. While it is known there is the potential for additional pension liabilities to be recognised, the financial impact is not known and it is reasonable to form the view that an estimate cannot be made. While the Court of Appeal upheld the High Court Judgement, there are further actions that could be taken regarding the case. In addition, the certificate in respect of the 2008 reforms could be located.

## 5. Adjustments between accounting basis & funding basis under regulations

This note details the adjustments that are made to the total comprehensive income and expenditure recognised by the Authority in the year in accordance with proper accounting practice to arrive at the amounts that are specified by statutory provisions as being available to the Authority to meet future capital and revenue expenditure:

	Usable Reserves	
	General Fund Balance £000	Capital Receipts Reserve £000
<b>2022/23</b>		
<b>Amounts by which income and Expenditure included in the Comprehensive Income and Expenditure Statement are different from revenue for the year calculated in accordance with statutory requirements</b>		
Pension costs transferred to/(from) the Pensions Reserve (see Note 21c)	15,057	-
Council Tax and NDR transferred to/(from) the Collection Fund Adjustment Account (see Note 21d)	(1,000)	-
Holiday Pay (transferred to/(from) the Accumulated Absences Adjustment Account (See Note 21e)	25	-
Reversal of entries included in the surplus or deficit on the provision of services in relation to capital expenditure (these items are charged to the Capital Adjustment Account (See Note 21b))	1,937	-
Capital grants and contributions credited to the CIES that have been applied to capital financing (See Note 21b)	-	-
<b>Total Adjustments to Revenue Resources</b>	<b>16,019</b>	<b>-</b>
<b>Revenue and Capital</b>		
Statutory provision for the repayment of debt	(1,201)	-
Capital expenditure financed from revenue resources	(218)	-
<b>Total Adjustments between Capital and Revenue</b>	<b>(1,419)</b>	<b>-</b>
<b>Adjustments to Capital Resources</b>		
Use of capital receipts reserve to finance new capital expenditure	-	-
<b>Total Adjustments to Capital Resources</b>	<b>-</b>	<b>-</b>
<b>Total Adjustments</b>	<b>14,600</b>	<b>-</b>

## Usable Reserves

General Fund Balance	Capital Receipts Reserve
£000	£000

### Comparative figures in 2021/22 - Restated

**Amounts by which income and expenditure included in the Comprehensive Income and Expenditure Statement are different from revenue for the year calculated in accordance with statutory requirements**

Pension costs transferred to/(from) the Pensions Reserve (see Note 21c)	14,471	-
Council Tax and NDR transferred to/(from) the Collection Fund Adjustment Account (see Note 21d)	(1,041)	-
Holiday Pay (transferred to/(from) the Accumulated Absences Adjustment Account (See Note 21e)	(24)	-
Reversal of entries included in the surplus or deficit on the provision of services in relation to capital expenditure (these items are charged to the Capital Adjustment Account (See Note 21b))	735	-
Capital grants and contributions credited to the CIES that have been applied to capital financing (See Note 21b)	-	-
<b>Total Adjustments to Revenue Resources</b>	<b>14,141</b>	<b>-</b>

### Adjustments between Revenue and Capital Resources

Transfer of non current asset sale proceeds from revenue to the Capital Receipts Reserve	(15)	15
Statutory provision for the repayment of debt	(1,096)	-
Capital expenditure financed from revenue resources	(386)	-
<b>Total Adjustments between Capital and Revenue Resources</b>	<b>(1,497)</b>	<b>15</b>

### Adjustments to Capital Resources

Use of capital receipts reserve	-	-
<b>Total Adjustments to Capital Resources</b>	<b>-</b>	<b>-</b>
<b>Total Adjustments</b>	<b>12,643</b>	<b>15</b>

Descriptions of the reserves that the adjustments are made against:

- (a) **General Fund Balance** is the main revenue fund from which the Authority's cost of services is met. It represents the accumulated credit balance i.e. the excess of income over expenditure, which provides a working balance to help manage uneven cash flows and avoid unnecessary borrowing. The General Fund balance also includes a contingency element to manage unexpected and consequently unbudgeted events and circumstances.
- (b) **Capital Receipts Reserve** records balances of receipts for capital disposals that can be retained for qualifying capital purposes, expenditure of a capital nature or repayment of borrowings.

## 6. Expenditure and Funding Analysis

The Expenditure and Funding Analysis shows how the annual expenditure is used and funded from resources (government grants, rents, council tax and business rates) by local authorities in comparison with those resources consumed or earned by authorities in accordance with generally accepted accounting practices which is presented more fully in the Comprehensive Income and Expenditure Statement (CIES).

### 2022/23

	Net Expenditure Chargeable to the General Fund Balance £000	Adjustment between the Funding and Accounting Basis (Note 6a) £000	Net Expenditure in the CIES £000
Fire Services	31,469	4,083	35,552
<b>Net Cost Of Services</b>	<b>31,469</b>	<b>4,083</b>	<b>35,552</b>
Other Income and Expenditure	(31,001)	10,517	(20,484)
<b>(Surplus) or Deficit on Provision of Services</b>	<b>470</b>	<b>14,600</b>	<b>15,067</b>
<b>Opening General Fund and Earmarked Reserves</b>	<b>8,315</b>		
Plus/(Less) Surplus or (Deficit) on the General Fund	(468)		
Transfers to/(from) Earmarked Reserves	(488)		
<b>Closing General Fund and Earmarked Reserves as at 31st March 2023</b>	<b>7,358</b>		

### 2021/22 Comparative Figures

	Net Expenditure Chargeable to the General Fund Balance £000	Adjustment between the Funding and Accounting Basis (Note 6a) £000	Net Expenditure in the CIES £000
Fire Services	29,067	5,111	34,178
<b>Net Cost Of Services</b>	<b>29,067</b>	<b>5,111</b>	<b>34,178</b>
Other Income and Expenditure	(29,433)	7,532	(21,901)
<b>(Surplus) or Deficit on Provision</b>	<b>(364)</b>	<b>12,643</b>	<b>12,277</b>
<b>Opening General Fund and Earmarked Reserves</b>	<b>7,951</b>		
Plus/(Less) Surplus or (Deficit) on the General Fund and Earmarked Reserves in year	364		
<b>Closing General Fund and Earmarked Reserves as at 31st March 2022</b>	<b>8,315</b>		

**(a) Note to the Expenditure & Funding Analysis**

Adjustments from General Fund to arrive at the Comprehensive Income and Expenditure amounts:

	Adjustments for Capital Purposes (see (i) below) £000	Net change for the Pensions adjustment (see (ii) below) £000	Other Differences (see (iii) below) £000	Total Adjustments £000
Fire Services	508	3,575	-	4,083
<b>Net Cost Of Services</b>	<b>508</b>	<b>3,575</b>	<b>-</b>	<b>4,083</b>
<b>Other Income and Expenditure from the Expenditure &amp; Funding Analysis</b>	10	11,482	(975)	10,517
<b>Difference between General Fund surplus or deficit and Comprehensive Income and Expenditure Statement Surplus or Deficit on the Provision of Services</b>	<b>518</b>	<b>15,057</b>	<b>(975)</b>	<b>14,600</b>

**2021/22 Comparative Figures**

	Adjustments for Capital Purposes (note i) £000	Net change for the Pensions adjustment (note ii) £000	Other Differences (note iii) £000	Total Adjustments £000
Fire Services	(755)	5,867	-	5,111
<b>Net Cost Of Services</b>	<b>(755)</b>	<b>5,867</b>	<b>0</b>	<b>5,111</b>
<b>Other Income and Expenditure from the Expenditure &amp; Funding Analysis</b>	(8)	8,604	(1,064)	7,532
<b>Difference between General Fund surplus or deficit and Comprehensive Income and Expenditure Statement Surplus or Deficit on the Provision of Services</b>	<b>(763)</b>	<b>14,471</b>	<b>(1,064)</b>	<b>12,643</b>

**(i) Adjustments for Capital Purposes**

Adjustments for capital purposes - this column adds in depreciation and impairment and revaluation gains and losses in the services line, and for:

**Other operating expenditure** - adjusts for capital disposals with a transfer of income on disposal of assets and the amounts written off for those assets.

**Financing and investment income and expenditure** - the statutory charges for capital financing i.e. Minimum Revenue Provision and other revenue contributions are deducted from other income and expenditure as these amounts are not chargeable under generally accepted accounting practices.

**Taxation and non-specific grant income and expenditure** - capital grants are adjusted for income not chargeable under generally accepted accounting practices. Revenue grants are adjusted from



those receivable in the year to those receivable without conditions or for which conditions were satisfied throughout the year. The Taxation and Non Specific Grant Income and Expenditure line is credited with capital grants receivable in the year without conditions or for which conditions were satisfied in the year.

(ii) **Net Change for the Pensions Adjustments**

Net change for the removal of pension contributions and the addition of IAS 19 Employee Benefits pension related expenditure and income:

**For services** this represents the removal of the employer pension contributions made by the Authority as allowed by statute which are replaced with current and past service costs.

For **Financing and investment income and expenditure** - the net interest on the defined benefit liability is charged to the CIES.

(iii) **Other differences**

Other differences between amounts debited/credited to the Comprehensive Income and Expenditure Statement and amounts payable/receivable to be recognised under statute:

**For services** this represents the adjustment for timing differences in relation to accumulated staff absences earned but not taken in the year e.g. annual leave entitlement carried forward at 31st March. The charge under **Taxation and non-specific grant income and expenditure** represents the difference between what is chargeable under statutory regulations for council tax and NNDR that was projected to be received at the start of the year and the income recognised under generally accepted accounting practices in the Code. This is a timing difference as any difference will be brought forward in future surpluses or deficits on the Collection Fund.

(b) **Expenditure & Income analysed by nature**

The Authority's expenditure and income is analysed as follows:

	2022/23 £000	2021/22 £000
<b>Expenditure:</b>		
Employee benefits expenses	43,454	40,860
Other service expenses	8,007	7,484
Depreciation, amortisation, revaluations and impairment	1,927	727
Interest Payments	842	783
(Gain) or Loss on Disposal of non current assets	10	(8)
<b>Total expenditure</b>	<b>54,240</b>	<b>49,846</b>
<b>Income:</b>		
Fees, charges & other service income	(833)	(695)
Interest and investment income	(107)	(17)
Income from council tax and non domestic rates	(26,230)	(24,908)
Government grants and contributions	(12,004)	(11,948)
<b>Total income</b>	<b>(39,174)</b>	<b>(37,568)</b>
<b>(Surplus) or Deficit on Provision of Services</b>	<b>15,066</b>	<b>12,276</b>

## 7. Property, Plant and Equipment

### Cost or Valuation (GCA):

As at 1st April 2022	31,824	16,579	3,526	-	1,220	53,149	4,878
Additions	653	191	429	-	11	1,283	-
Accumulated Depreciation & Impairment written off to Gross Carrying Amount	(730)	-	-	-	-	(730)	(90)
Revaluation increases / (decreases) recognised in the Revaluation Reserve	2,528	-	-	-	-	2,528	298
Revaluation increases / (decreases) recognised in the Surplus/Deficit on the provision of Services	95	-	-	-	-	95	-
Derecognition - disposals	-	(45)	(41)	-	-	(86)	-
Derecognition - other							
Assets reclassified (to)/from Held for Sale							
Other movements in cost or valuation *	-	1,231	-	-	(1,231)	-	-

### At 31st March 2023

### Movements on Balances 2022/23:

#### Accumulated Depreciation & Impairment:

As at 1st April 2022	-	(10,261)	(2,136)	-	-	(12,397)	-
Depreciation Charge	(730)	(888)	(296)	-	-	(1,915)	(90)
Accumulated Depreciation written off to Gross Carrying Amount	730	-	-	-	-	730	90
Accumulated Impairment written off to Gross Carrying Amount	-	-	-	-	-	-	-
Impairment losses / (reversals) recognised in the Revaluation Reserve	-	-	-	-	-	-	-
Impairment losses / (reversals) recognised in the Surplus/Deficit on the provision of services	-	-	-	-	-	-	-
Derecognition - disposals	-	44	32	-	-	76	-
Other Movements in Depreciation and Impairment							

### At 31st March 2023

### Net Book Value

#### At 31st March 2023

#### At 31st March 2022

Other Land and Buildings £000	Vehicles £000	Plant & Equipment £000	Surplus Assets £000	Assets under Constructio n £000	Total £000	PFI Assets (Note 11) Included in Other Land & Buildings £000
31,824	16,579	3,526	-	1,220	53,149	4,878
653	191	429	-	11	1,283	-
(730)	-	-	-	-	(730)	(90)
2,528	-	-	-	-	2,528	298
95	-	-	-	-	95	-
-	(45)	(41)	-	-	(86)	-
-	1,231	-	-	(1,231)	-	-
<b>34,370</b>	<b>17,956</b>	<b>3,914</b>	<b>-</b>	<b>0</b>	<b>56,239</b>	<b>5,086</b>
£000	£000	£000	£000	£000	£000	£000
-	(10,261)	(2,136)	-	-	(12,397)	-
(730)	(888)	(296)	-	-	(1,915)	(90)
730	-	-	-	-	730	90
-	-	-	-	-	-	-
-	-	-	-	-	-	-
-	-	-	-	-	-	-
-	44	32	-	-	76	-
<b>0</b>	<b>(11,105)</b>	<b>(2,400)</b>	<b>-</b>	<b>-</b>	<b>(13,505)</b>	<b>-</b>
<b>34,370</b>	<b>6,851</b>	<b>1,514</b>	<b>-</b>	<b>-</b>	<b>42,733</b>	<b>5,086</b>
<b>31,824</b>	<b>6,317</b>	<b>1,389</b>	<b>-</b>	<b>1,220</b>	<b>40,750</b>	<b>4,878</b>

### Comparative Movements in 2021/22

**Cost or Valuation:**

As at 1st April 2021

Additions

Accumulated Depreciation &amp; Impairment written off to Gross Carrying Amount

Revaluation increases / (decreases) recognised in the Revaluation Reserve

Revaluation increases / (decreases) recognised in the Surplus/Deficit on the provision of services

Derecognition - disposals

Assets reclassified (to)/from Held for Sale

Other movements in cost or valuation

**At 31st March 2022****Accumulated Depreciation & Impairment:**

As at 1st April 2021

Depreciation Charge

Accumulated Depreciation &amp; Impairment written off to Gross Carrying Amount

Depreciation written out to the Surplus / Deficit on the provision of services

Impairment losses/ (reversals) recognised in the Revaluation Reserve

Impairment losses/ (reversals) recognised in the Surplus/Deficit on the Provision of Services

Derecognition - Disposals

Other movements in Depreciation and Impairment

**At 31st March 2022****Net Book Value****At 31st March 2022****At 31st March 2021**

Other Land and Buildings £000	Vehicles £000	Plant & Equipment £000	Surplus Assets £000	Assets under Constructio n £000	Total £000	PFI Assets (Note 11) inc. in Other Land & Buildings (Restated) £000
29,295	14,446	3,222	-	1,995	48,958	4,552
440	239	318	-	1,263	2,259	-
(657)	-	-	-	-	(657)	(82)
1,441	-	-	-	-	1,441	408
1,305	-	-	-	-	1,305	-
-	(145)	(14)	-	-	(159)	-
-	-	-	-	-	-	-
-	2,039	-	-	(2,039)	-	-
<b>31,824</b>	<b>16,579</b>	<b>3,526</b>	<b>-</b>	<b>1,220</b>	<b>53,147</b>	<b>4,878</b>
£000	£000	£000	£000	£000	£000	£000
-	(9,399)	(1,870)	-	-	(11,270)	-
(646)	(1,006)	(274)	-	-	(1,926)	(82)
657	-	-	-	-	657	82
-	-	-	-	-	-	-
(8)	-	-	-	-	(8)	-
(3)	-	-	-	-	(3)	-
-	144	8	-	-	151	-
-	-	-	-	-	-	-
<b>-</b>	<b>(10,261)</b>	<b>(2,136)</b>	<b>-</b>	<b>-</b>	<b>(12,398)</b>	<b>-</b>
<b>31,824</b>	<b>6,317</b>	<b>1,389</b>	<b>-</b>	<b>1,220</b>	<b>40,750</b>	<b>4,878</b>
<b>29,295</b>	<b>5,047</b>	<b>1,352</b>	<b>-</b>	<b>1,995</b>	<b>37,688</b>	<b>4,552</b>

## Depreciation

The following useful lives have been used in the calculation of depreciation:

- Land - not depreciated
- Buildings 15 - 60 years
- Vehicles 2 - 15 years
- Plant & Equipment 5 - 15 years

## Capital Commitments

At 31st March 2023, the Authority is within contracts for Vehicles for which the expenditure commitment in future years is estimated at £3,180,000. Of this amount £2,355,000 relates to four fire appliances ordered in 2022/23, not yet built.

## Revaluations

Assets are carried in the Balance sheet using the asset management bases set out in Accounting Policy Note 1 (b) (ii). The Authority carries out a rolling programme that ensures that all Land and required to be measured at current value is revalued at least every five years. Valuations under the rolling programme in 2022/23 were carried out by NPS Property Consultants, an independent external valuer in accordance with the methodologies and bases for estimation set out in the professional standards of the Institution of Chartered Surveyors. The remainder of the Estate outside of the 2022/23 rolling programme has been subject to a 'desk top' style indexation review using Building Cost Information Service (BCIS) indices. The effective date of all valuations undertaken is 31st March 2023.

The significant assumptions applied in estimating the current values are:

- That the properties and values are unaffected by any matters which would be revealed in a local search or inspection of any register, and remains useable for its intended purpose.
- That good title can be shown.
- That all sites are free of high alumina cement, concrete or calcium chloride additive, or asbestos, woodwool slabs or other potentially deleterious materials.
- All properties are free of radon gas.
- For the depreciated replacement cost method, the cost of constructing the property is calculated and then depreciated to reflect factors of age and obsolescence. An addition is then made for the value of the land on which the property is situated.
- Remaining useful lives are based upon the assumption that the Authority continues to undertake appropriate maintenance and repair, but that rebuilding or extension works will not be undertaken.

<b>Current Value of Assets - (£000)</b>	<b>Other Land and Buildings £000</b>	<b>Vehicles £000</b>	<b>Plant &amp; Equipment £000</b>	<b>Surplus Assets £000</b>	<b>Assets under Construction £000</b>	<b>Total £000</b>
Carried at historical cost	-	6,851	1,514	-	-	8,365
Valued at current value as at:						
31 March 2023	10,561	-	-	-	-	10,561
31 March 2022	3,134	-	-	-	-	3,134
31 March 2021	3,643	-	-	-	-	3,643
31 March 2020	9,652	-	-	-	-	9,652
31 March 2019	7,270	-	-	-	-	7,270
<b>Total Cost or Valuation</b>	<b>34,259</b>	<b>6,851</b>	<b>1,514</b>	<b>-</b>	<b>-</b>	<b>42,623</b>

The dates listed in the table above are the dates of the last formal valuation of assets by External Valuers under the rolling programme.

## 8. Intangible Assets

The Authority's Intangible assets consist wholly of software licences for the Authority's IT systems. The useful lives of the licences are based on assessment of the period that they are expected to be of use to the Authority. The useful lives assigned to the software licences range from 3 - 8

years. The carrying amount of intangible assets is amortised on a straight line basis. Amortisation of £107,781 in 2022/23 (£103,028 in 2021/22) was charged to Fire Services in the Comprehensive Income and Expenditure Statement.

The movement on Intangible Asset balances during the year is as follows:

	2022/23 £000	2021/22 £000
<b>Balance at the start of the year:</b>		
Gross carrying amounts	905	1,372
Accumulated amortisation	(492)	(857)
<b>Net carrying amount at start of year</b>	<b>413</b>	<b>515</b>
Additions	76	-
Disposals	-	(467)
Impairment losses/(reversals) recognised in the Revaluation Reserve	-	-
Impairment losses/ (reversals) recognised in the Surplus/Deficit on the Provision of Services	-	-
Amortisation for the period	(108)	(103)
Derecognition - Disposals	-	467
Other movements in cost or valuation	-	-
<b>Net carrying amount at end of year</b>	<b>381</b>	<b>413</b>
Comprising:		
Gross carrying amount	981	905
Accumulated amortisation	(600)	(493)
	<b>381</b>	<b>413</b>

## 9. Impairment Losses

The Authority recognised no impairment losses in 2022/23. (Impairment losses of £10,308 were recognised in 2021/22 relating to capital expenditure on Property which did not enhance the value of the assets concerned).

## 10. Capital Expenditure and Capital Financing

The total amount of capital expenditure incurred in the year is shown in the table below (including the value of assets acquired under finance leases and PFI/PP contracts), together with the resources that have been used to finance it. Where capital expenditure is to be financed in future years by charges to revenue as assets are used by the Authority, the expenditure results in an increase in the Capital Financing Requirement (CFR), a measure of the capital expenditure incurred historically by the Authority that has yet to be financed.

The CFR can be analysed as follows:

	2022/23 £000	2021/22 £000
<b>Opening Capital Financing Requirement</b>	<b>17,385</b>	<b>16,607</b>
<b>Capital investment</b>		
Property, Plant and Equipment	1,284	2,260
Intangible Assets	76	-
<b>Sources of finance</b>		
Capital receipts	-	-
Government grants and other contributions	-	-
Direct revenue contributions	(707)	(386)
Minimum Revenue Provision	(1,201)	(1,096)
<b>Closing Capital Financing Requirement</b>	<b>16,837</b>	<b>17,385</b>
<b>Explanation of movements in year</b>		
Increase/(decrease) in underlying borrowing (supported by Government financial assistance)	(225)	(235)
Increase/(decrease) in underlying borrowing (unsupported by Government financial assistance)	(84)	1,299
Assets acquired under finance leases	(79)	(175)
Assets acquired under PFI contracts	(160)	(111)
<b>Increase/(decrease) in Capital Financing Requirement</b>	<b>(548)</b>	<b>778</b>

## 11. Private Finance Initiatives and Similar Contracts

The PFI Scheme is an arrangement under which a contractor designs, builds, finances and operates a Fire Station (at Huntingdon) and a Fire Training School and Fire Station (at Easingwold) for the Authority. The contract was signed in July 2001 and the fire station and training centre opened in May 2002. The contract period is for 25 years and commenced in May 2002. During the contract period the Contractor is responsible for maintaining the assets and for the provision of certain facilities management services (cleaning, window cleaning, catering janitorial, grounds maintenance, waste management and pest control). The contract specifies minimum standards for the services to be provided by the contractor, with deductions from the fee payable being made if facilities are unavailable or below the minimum standards. The contract may be extended by mutual agreement between the two parties. Should the contract run to its natural close, the Authority can purchase the land and buildings at a nominal cost of £10 per site. The element of the contract payable for the Facilities Management Service is market tested at five yearly intervals throughout the contract period. The testing is based upon the basket of services being supplied by the contractor at the time.

### Property Plant and Equipment

The assets used to provide services at the sites are recognised on the Authority's Balance Sheet. Movements in their value over the year are detailed in the analysis of the movement of Land and Buildings balances in Note 7.

### Payments

The Authority makes an agreed payment each year which is increased annually by RPI and can be reduced if the contractor fails to meet availability and performance standards in any year but which otherwise is fixed unless the agreed maximum usage is exceeded. The total payment in the year to 31st March 2023 was £1,623,670 (£1,472,825 in 2021/22).

Payments remaining to be made under the PFI contract at 31 March 2023 (excluding any estimation of inflation and availability/performance deductions) are set out in the following table:

Reimbursement of Capital	Interest	Payment
-----------------------------	----------	---------

	Expenditure £000	Charge £000	for Service £000	Total £000
Payable within one year	275	93	920	1,288
Payable in the 2nd to 4th year (final)	1,029	140	2,892	4,061
	<b>1,304</b>	<b>233</b>	<b>3,812</b>	<b>5,350</b>

Although the payments made to the contractor are described as unitary payments, they have been calculated to compensate the contractor for the fair value of the services they provide, the capital expenditure remains to be reimbursed. The liability outstanding to pay the contractor for capital expenditure is as follows:

	2022/23 £000	2021/22 £000
Balance outstanding at 1 April	1,464	1,575
Payments during the year	(160)	(111)
Capital expenditure incurred in the year	-	-
Balance outstanding at 31 March	<b>1,304</b>	<b>1,464</b>

The balance outstanding as at 31st March is disclosed as follows on the Balance Sheet:

Payable within one year - included with Short Term Creditors	275
PFI Obligations - long term liability	1,029
	<b>1,304</b>

## 12. Leases

### (a) Authority as Lessee

#### (i) Finance Leases

The Authority has acquired fire appliances under finance lease arrangements. The assets acquired under these leases are carried as Property, Plant and Equipment in the Balance Sheet at the following net book values:

	31st March 2023 £000	31st March 2022 £000
Other Land and Buildings	-	-
Vehicles, Plant, Furniture and Equipment	89	148
	<b>89</b>	<b>148</b>

The Authority is committed to making minimum payments under these leases, comprising settlement of the long term liability for the interest in the property acquired by the Authority and finance costs that will be payable by the Authority in future years while the liability remains outstanding. The minimum lease payments are made up of the following amounts:

	31st March 2023 £000	31st March 2022 £000
Finance lease liabilities (net present value of minimum lease payments):		
Current	86	79
Non-current	88	174
Finance costs payable in future years	2	11
Minimum lease payments	<b>176</b>	<b>264</b>

The minimum lease payments will be payable over the following periods:

Minimum Lease Payments		Finance Lease Liabilities	
31st March 2023 £000	31st March 2022 £000	31st March 2023 £000	31st March 2022 £000

No later than one year	88	88	86	79
Later than one year and not later than five years	88	176	88	174
Later than five years	0	0	0	0
	<b>176</b>	<b>264</b>	<b>174</b>	<b>253</b>

The minimum lease payments do not include rents that are contingent on events taking place after the lease was entered into, such as adjustments following rent reviews. No contingent rents were payable by the Authority in either 2022/23 or 2021/22.

## (ii) Operating Leases

The Authority has acquired land, vehicles and communications equipment by entering into operating leases, with lives ranging from two to forty five years. The arrangement for communications equipment include payments for non lease elements (e.g. mobile phone airtime) where the payment cannot be accurately categorised between the lease and non lease element. This arrangement is disclosed separately from those which contain a lease element only. The minimum lease arrangements which contain a lease element only. The minimum lease payments due under non-cancellable leases in future years are:

	Agreements inc. lease and non lease payments		Agreements inc. only lease payments	
	31st March 2023 £000	31st March 2022 £000	31st March 2023 £000	31st March 2022 £000
No later than one year	26	63	2	2
Later than one year and not later than five years	26	26	8	8
Later than five years	-	-	58	60
	<b>52</b>	<b>89</b>	<b>68</b>	<b>70</b>

Expenditure charged to the Comprehensive Income and Expenditure Statement during the year in respect of these leases was:

	Agreements inc. lease and non lease payments		Agreements inc. only lease payments	
	2022/23 £000	2021/22 £000	2022/23 £000	2021/22 £000
Minimum lease payments	36	63	2	2
Contingent rents	-	-	0	12
	<b>36</b>	<b>63</b>	<b>2</b>	<b>14</b>

## (b) Authority as Lessor

### (i) Operating Leases

The Authority leases out property and equipment under operating leases for the following purposes:

- A part of Bedale Fire Station is leased to the Office of the Police, Fire and Crime Commissioner North Yorkshire (OPFCCNY) for use as a police station on a 99 year lease. The annual rent is peppercorn, the building construction costs being met equally by the two Authorities, and annual running costs shared on occupation basis.
- A part of the Transport & Logistic Hub in Thirsk is leased on a 99 year agreement to the OPFCCNY as a shared facility. The annual rent is peppercorn, the building construction costs and annual running costs being met by the two Authorities on an occupation basis.
- A part of Ripon Fire Station is leased on a 3 year agreement to the OPFCCNY for use as a police station. The annual rent is peppercorn, the OPFCCNY paying 100% of the running costs of the area they occupy and 50% of shared areas.
- Easements for underground power cables.

As all leased property is let at either peppercorn rent or for short term agreements, there are no future minimum payments receivable under non-cancellable leases to disclose.



### 13. Inventories

#### 2022/23

	Uniform £000	Transport inc. Fuel £000	Operational Equipment £000	Other £000	Total £000
<b>Balance at 1st April</b>	30	151	57	6	244
Purchases	62	658	372	77	1,169
Recognised as an expense in year	(62)	(681)	(372)	(72)	(1,187)
Written off balances	0	0	0	0	0
Reversal of write offs in prior years	-	-	-	-	0
<b>Balance at 31st March</b>	<b>30</b>	<b>128</b>	<b>57</b>	<b>11</b>	<b>226</b>

#### 2021/22 Comparatives

	Uniform £000	Transport inc. Fuel £000	Operational Equipment £000	Other £000	Total £000
<b>Balance at 1st April</b>	23	120	4	12	159
Purchases	459	602	306	35	1,402
Recognised as an expense in year	(447)	(571)	(253)	(41)	(1,312)
Written off balances	(5)	-	-	-	(5)
Reversal of write offs in prior years	-	-	-	-	0
<b>Balance at 31st March</b>	<b>30</b>	<b>151</b>	<b>57</b>	<b>6</b>	<b>243</b>

### 14. Debtors

	<u>Long Term</u>		<u>Short Term</u>	
	31st March 2023 £000	31st March 2022 £000	31st March 2023 £000	31st March 2022 £000
Central Government bodies	-	-	2,817	773
Other Local Authorities	66	68	1,134	706
Other entities and individuals	-	-	1,726	332
<b>Total</b>	<b>66</b>	<b>68</b>	<b>5,677</b>	<b>1,811</b>

### 15. Cash and Cash Equivalents

The balance of Cash and Cash Equivalents is made up of the following elements:

	31st March 2023 £000	31st March 2022 £000
Cash held by the Authority	1	2
Bank current accounts	(522)	(1)
Short-term deposits with banks and financial institutions	7,205	5,923
<b>Total Cash and Cash Equivalents</b>	<b>6,685</b>	<b>5,924</b>

### 16. Short-Term Creditors

	<u>Long Term</u>		<u>Short Term</u>	
	31st March 2023 £000	31st March 2022 £000	31st March 2023 £000	31st March 2022 £000
Central Government Bodies	-	-	786	838
Other Local Authorities	-	136	1,364	1,998
NHS Bodies	-	-	-	-
Other entities and individuals	-	-	2,638	1,574
<b>Total</b>	<b>0</b>	<b>136</b>	<b>4,789</b>	<b>4,410</b>

## 17. Provisions

	Short Term	Long Term		
		Liability	MMI	
	£000	Claims	Claims	Total
		£000	£000	£000
Balance as at 1 April 2022	-	-	(56)	(56)
Provisions Made 2022/23	-	(27)	-	(27)
Amounts used in 2022/23	-	-	-	-
Unused amounts reversed in 2022/23	-	-	-	-
<b>Balance as at 31 March 2023</b>	<b>0</b>	<b>(27)</b>	<b>(57)</b>	<b>(83)</b>
	£000	£000	£000	£000
Balance as at 1 April 2021	-	-	(146)	(146)
Provisions Made 2021/22	-	-	0	0
Amounts used in 2021/22	-	-	61	61
Unused amounts reversed in 2021/22	-	-	30	30
<b>Balance as at 31 March 2022</b>	<b>0</b>	<b>0</b>	<b>(56)</b>	<b>(56)</b>

### Insurance Claims

Under the Authority's insurance policies, the Authority is liable for an excess per claim of between £25,000 and £52,000 dependant upon the date of the originating event giving rise to the claim. The Insurers have advised that as at 31st March 2023, there are two new claims requiring provision within the 2022/23 accounts.

Municipal Mutual Insurance (MMI) was the predominant insurer of public sector bodies, including the Authority, until it stopped underwriting operations in 1992. The 1993 implementation of a 'Scheme of Arrangement' means that even today, these public sector bodies have exposure to MMI due mainly to subsequent and much higher than expected levels of industrial disease type claims. MMI's deteriorating solvency position has led to insolvent liquidation. As a result of the Scheme of Arrangement, following advice from the Insurers, the current provision of £56,000 remains sufficient.

## 18. Termination Benefits

There were no exit packages charged to the Comprehensive Income & Expenditure Statement in 2022/23. (Two exit packages were charged in 2021/22, both in respect of voluntary redundancy agreements).

	2022/23		2021/22	
Band:	Number	£000	Number	£000
£0-£100,000	0	0	2	110

## 19. Transfers to / from Earmarked Reserves

This note sets out the amounts set aside from the General Fund in earmarked reserves to provide financing for future expenditure plans and the amounts posted back from earmarked reserves to meet General Fund expenditure in 2022/23:

	Balance at	Transfers	Transfers	Balance at
	1 April 22	In	Out	31 March 23
	£000	£000	£000	£000
<b>2022/23</b>				
Pensions	1,066	-	(45)	1,021
Pay and Prices	337	-	(337)	-
New Developments	1,108	15	(239)	883
Insurance	80	-	-	80
Recruitment	175	-	-	175

Hydrants Repair & Maintenance	100	-	-	100
Collection Fund	66	-	(22)	44
Risk & Resource Model	-	400	-	400
Capital Expenditure	3,146	337	(489)	2,995
HO ESMCP	661	-	(532)	129
HO Protection Funding	502	-	(45)	457
<b>Total</b>	<b>7,241</b>	<b>752</b>	<b>(1,709)</b>	<b>6,284</b>

The net transfers from Earmarked Reserves in year as shown in the Movements in Reserves is £957,000.

#### **Transfers to / from Earmarked Reserves 2021/22 Comparatives**

	Balance at 1 April 21	Transfers In	Transfers Out	Balance at 31 March 22
Pensions	1,860	56	(850)	1,066
Pay and Prices	757	237	(657)	337
New Developments	1,125	210	(228)	1,107
Revenue Budget Support	849	0	(849)	0
Insurance	80	0	0	80
Recruitment	175	0	0	175
Hydrants Repair & Maintenance	200	0	(100)	100
Collection Fund	161	0	(95)	66
COVID19	132	0	(132)	0
Capital Expenditure	400	2,746	0	3,146
HO ESMCP	790	0	(129)	661
HO Protection Funding	347	199	(44)	502
<b>Total</b>	<b>6,876</b>	<b>3,449</b>	<b>(3,084)</b>	<b>7,241</b>

## **20. Usable Reserves**

	31st March 2023 £000	31st March 2022 £000
Usable Capital Receipts Reserve	16	16
General Fund Balance	1,075	1,075
Earmarked General Fund Reserves	6,284	7,241
<b>Total Usable Reserves</b>	<b>7,374</b>	<b>8,332</b>

Movement in the Authority's usable reserves are detailed in the Movement in Reserves Statement.

## **21. Unusable Reserves**

	31st March 2023 £000	31st March 2022 £000
Revaluation Reserve	8,957	6,535
Capital Adjustment Account	17,321	17,244
Pensions Reserve	(313,026)	(435,352)
Collection Fund Adjustment Account	146	(854)
Accumulating Compensated Absences Adjustment Account	(24)	1
<b>Total Unusable Reserves</b>	<b>(286,626)</b>	<b>(412,427)</b>

The Movement in Reserves Statement provides details of the source of all transactions posted to the reserves above.

### (a) Revaluation Reserve

The Revaluation Reserve contains the gains made by the Authority arising from increases in the value of its Property, Plant and Equipment. The balance is reduced when assets with accumulated gains are:

- revalued downwards or impaired and the gains are lost
- used in the provision of services and the gains are consumed through depreciation, or disposed of and the gains are realised

The Reserve contains only revaluation gains accumulated since 1 April 2007, the date that the Reserve was created. Accumulated gains arising before that date are consolidated into the balance on the Capital Adjustment Account.

<b>Revaluation Reserve</b>	2022/23 £000	2021/22 £000
<b>Balance at 1st April</b>	<b>6,535</b>	<b>5,175</b>
Upward revaluation of assets	2,284	1,450
Downward revaluation of assets and impairment losses not charged to the Surplus/Deficit on the Provision of Services	244	(16)
	<u>2,528</u>	<u>1,434</u>
Surplus or deficit on revaluation/impairment of non-current assets not posted to the Surplus or Deficit on the Provision of Services	-	-
Difference between fair value depreciation and historical cost depreciation	(106)	(75)
Accumulated gains on assets sold or scrapped	-	-
Amount written off to the Capital Adjustment Account	<u>(106)</u>	<u>(75)</u>
<b>Balance at 31st March</b>	<b>8,957</b>	<b>6,535</b>

### (b) Capital Adjustment Account

The Capital Adjustment Account absorbs the timing differences arising from the different arrangements for accounting for the consumption of non-current assets and for financing the acquisition, construction or enhancement of those assets under statutory provisions. The Account is debited with the cost of acquisition, construction or enhancement as depreciation, impairment losses and amortisations are charged to the Comprehensive Income and Expenditure Statement (CIES) with reconciling posting from the Revaluation Reserve to convert fair value figures to a historical cost basis. The Account is credited with the amounts set aside by the Authority as finance for the costs of acquisition, construction and enhancement. The Account also contains revaluation gains accumulated on Property, Plant and Equipment before 1st April 2007, the date the Revaluation Reserve was created to hold such gains.

<b>Capital Adjustment Account</b>	2022/23 £000	2021/22 £000
<b>Balance at 1st April</b>	<b>17,244</b>	<b>16,421</b>
Reversal of items relating to capital expenditure debited or credited to the CIES:		
Charges for depreciation and impairment of non-current assets	(1,915)	(1,929)
Revaluation Gains/(Losses) on Property, Plant and Equipment	95	1,305
Amortisation of intangible assets	(108)	(103)
Amounts of non-current assets written off on disposal or sale as part of gain/(loss) on disposal to the CIES	(10)	(7)
	<u>(1,937)</u>	<u>(735)</u>
Adjusting amounts written out of the Revaluation Reserve	106	75
Net written out amount of the cost of non current assets consumed in year	<u>(1,831)</u>	<u>(660)</u>

Capital financing applied in the year:

Use of the Capital Receipts Reserve to finance new capital expenditure	-	-
Use of the Earmarked Capital Reserve to finance new capital expenditure	489	-
Statutory provision for the financing of Capital investment charged against the General Fund balance	1,201	1,096
Capital expenditure charged against the General Fund	218	386
	<u>1,908</u>	<u>1,482</u>
<b>Balance at 31st March</b>	<b>17,321</b>	<b>17,244</b>

### (c) Pensions Reserve

The Pensions Reserve absorbs the timing differences arising from the different arrangements for accounting for post employment benefits and for funding benefits in accordance with statutory provisions. The Authority accounts for post employment benefits in the Comprehensive Income and Expenditure Statement (CIES) as the benefits are earned by employees accruing years of service, updating the liabilities recognised to reflect inflation, changing assumptions and investment returns on any resources set aside to meet the costs. However, statutory arrangements require benefits earned to be financed as the Authority makes employer's contributions to pension funds or eventually pays any pensions for which it is directly responsible. The debit balance on the Pensions Reserve therefore shows a substantial shortfall in the benefits earned by past and current employees and the resources the Authority has to meet them. However, the statutory arrangements ensure that the funding will have been set aside by the time the benefits come to be paid.

<b>Pensions Reserve</b>	2022/23	2021/22
	£000	£000
<b>Balance at 1st April</b>	(435,352)	(430,507)
Remeasurement of the net defined benefit liability	137,383	9,626
Pensions costs transferred to the Pensions Reserve:		
Reversal of items relating to retirement benefits debited or credited to the Surplus or Deficit on the Provision of Service in the CIES	(20,609)	(19,933)
Employer's pensions contributions and payments to pensioners in the year	5,552	5,462
	<u>(15,057)</u>	<u>(14,471)</u>
<b>Balance at 31st March</b>	<b>(313,026)</b>	<b>(435,352)</b>

### (d) Collection Fund Adjustment Account

The Collection Fund Adjustment Account manages the differences arising from the recognition of council tax income in the Comprehensive Income and Expenditure Statement (CIES) as it falls due from Council Tax and Non Domestic Rate (NDR) payers compared with the statutory arrangements for paying across amounts to the General Fund from the Collection Fund.

	2022/22	2022/23	2022/23
	£000	£000	£000
<b>Balance at 1st April</b>	Council Tax	NDR	Total
	118	(973)	(854)
Amount by which council tax and NDR income credited to the CIES is different from council tax and NDR calculated in accordance with statutory requirements	115	884	1,000
<b>Balance at 31st March</b>	<b>233</b>	<b>(89)</b>	<b>146</b>
	2021/22	2021/22	2021/22

	£000 Council Tax (140)	£000 NDR (1,756)	£000 Total (1,896)
<b>Balance at 1st April</b>			
Amount by which council tax and NDR income credited to the CIES is different from council tax and NDR calculated in accordance with statutory requirements	258	783	1,041
<b>Balance at 31st March</b>	<b>118</b>	<b>(973)</b>	<b>(854)</b>

**(e) Accumulating Compensated Absences Adjustment Account**

The Accumulating Compensated Absences Adjustment Account absorbs the differences that would otherwise arise on the General Fund Balance from accruing for compensated absences earned but not taken in year e.g. annual leave entitlement carried forward at 31 March. Statutory arrangements require that the impact on the General Fund Balance is neutralised by transfers to or from this account.

	2022/23 £000	2021/22 Restated £000
<b>Balance at 1st April</b>	1	(23)
Settlement/cancellation of accrual made at the end of the preceding year	(1)	25
Amounts accrued at the end of the current year	(24)	1
Amount by which officer remuneration charged to the CIES on an accruals basis is different from remuneration chargeable in year in accordance with statutory requirements	(25)	24
<b>Balance at 31st March</b>	<b>(24)</b>	<b>1</b>

**22. Officers' Remuneration**

**(a) Senior Employees**

The remuneration paid to the Authority's senior employees in 2022/23 is as follows:

	Salary (including allowances) £	Lease Car Allowance £	Expenses Chargeable to Income Tax £	Remuneration excluding Pension Contributions £	Employer Pension Contributions £	2022/2023 Total £
(i) Acting Chief Fire Officer	27,405	887	-	28,292	7,893	36,185
(ii) Chief Fire Officer / Acting Deputy Chief Fire Officer	129,363	-	-	129,363	41,523	170,886
(iii) Deputy Chief Fire Officer	36,260	-	-	36,260	6,177	42,437
	<b>193,028</b>	<b>887</b>	<b>-</b>	<b>193,915</b>	<b>55,593</b>	<b>249,508</b>

- (i) The Acting Chief Fire Officer retired from the Authority on 17th June 2022.
- (ii) The Acting Deputy Chief Fire Officer became the Chief Fire Officer on 18th June 2022.
- (iii) The current Deputy Chief Fire Officer was appointed on the 4th December 2022. Prior to this, the post holder was seconded on an acting basis from West Yorkshire Fire & Rescue between 13th June and 3rd December at a cost of £77,074.

The Police, Fire & Crime Commissioner (PFCC) for North Yorkshire is Zoe Metcalfe. The post holder's full remuneration is reflected in the PFCC Group Accounts. The costs incurred within these accounts in 2022/23 amounts to £3,785.

The current Chief Finance Officer of the Authority is Michael Porter. This function is discharged by the Police, Fire and Crime Commissioner for North Yorkshire via a collaboration agreement with the

Police and Crime Commissioner for Cleveland who reflect the post holder's remuneration in its accounts. The costs incurred within these accounts in 2022/23 is £30,287.

## 2021/22 Comparative Figures

	Salary (including allowances) £	Lease Car Allowance £	Expenses Chargeable to Income Tax £	Remuneration excluding Pension Contributions £	Employer Pension Contributions £	2021/2022 Total £
(i) Chief Fire Officer	46,766	-	3,362	50,128	13,469	63,597
(ii) Acting Chief Fire Officer/	119,503	4,150		123,653	44,574	168,227
(iii) Acting Deputy Chief Fire Officer	67,367	-	-	67,367	19,402	86,769
	<b>233,636</b>	<b>4,150</b>	<b>3,362</b>	<b>241,148</b>	<b>77,445</b>	<b>318,592</b>

- (i) The Chief Fire Officer retired from the Authority on 5th August 2021.
- (ii) The Deputy Chief Fire Officer became the Acting Chief Fire Officer & Chief Executive on 22nd July 2021.
- (iii) The Director of Assurance became the Acting Deputy Chief Fire Officer on 30th July 2021. Three elected Police, Fire & Crime Commissioners (PFCC) for North Yorkshire were in post between April 2021 and March 2022. The post holders' full remuneration is reflected in the PFCC Group Accounts. The costs incurred within these accounts total £3,453:

Julia Mulligan	to 12/5/2021	£581
Philip Allott	to 15/10/2021	£1,558
Zoe Metcalfe	from 25/11/2021	£1,314

The current Chief Finance Officer of the Authority is Michael Porter. This function is discharged by the Police, Fire and Crime Commissioner for North Yorkshire via a collaboration agreement with the Police and Crime Commissioner for Cleveland who reflect the post holder's remuneration in its accounts. The costs incurred within these accounts in 2021/22 was £29,105.

- (b) The following table sets out the number of employees whose total remuneration, excluding pension contributions, was more than £50,000 for the year ended 31st March 2023. The table excludes employees included in (a) above.

Band:	2022/23 Number of employees	2021/22 Number of employees
£50,000 - £54,999	24	8
£55,000 - £59,999	13	8
£60,000 - £64,999	5	5
£65,000 - £69,999	3	7
£70,000 - £74,999	6	4
£75,000 - £79,999	4	2
£80,000 - £84,999	-	1
£85,000 - £89,999	1	1
£90,000 - £99,999	1	-
	<b>57</b>	<b>36</b>

Remuneration is all amounts receivable by an employee, including expenses and allowances

chargeable to tax and the estimated money value of any other benefits received. The increase in employee numbers within the first two bandings in 2022/23 is due to both the impact of the 7% pay increase awarded to Firefighters' with effect from 1st July 2022 alongside payments made in year to staff providing vacancy cover and working within the operational staffing reserve.

## 23. Audit Fees

The Authority has incurred the following costs in relation to fees payable to auditors appointed under the Local Audit and Accountability Act 2014 with regard to external audit services carried out under the Code of Audit Practice prepared by the Comptroller and Audit General in accordance with s18 of the 2014 Act.

	2022/23 £000	2021/22 £000
Fees payable to Mazars appointed under the Local Audit and Accountability Act 2014 with regard to external audit services	31	24
	<b>31</b>	<b>24</b>

The table above represents fees agreed between the Authority and their external auditor however, additional work on specific issues may subsequently be required.

## 24. Grant Income

The Authority credited the following grants, contributions and donations (over £10,000) to the Comprehensive Income and Expenditure Statement in 2022/23:

	2022/23 £000	2021/22 £000
<b>Credited to Taxation and Non Specific Grant Income</b>		
Non Domestic Rates Top Up	2,987	2,987
Revenue Support Grant	2,632	2,554
Rural Services Delivery Grant	540	540
PFI Grant (to match interest charge)	323	275
<b>Total Non ring-fenced government grants</b>	<b>6,482</b>	<b>6,355</b>
Capital Grants & Contributions	-	-
	<b>6,482</b>	<b>6,355</b>
<b>Credited to Services</b>		
New Dimension Grant	34	34
Services Grant	424	-
COVID 19	-	47
Protection Uplift Grant	291	340
Host Authority Infrastructure Grant	70	92
Fire Link Project	186	209
Sec 31 NDR Grant	2,424	2,662
Levy Account Surplus Grant	13	13
PFI Grant	326	374
Pension Mitigation Grant	1,711	1,711
Pensions Administration Grant	42	56
Apprenticeship Levy Grant	-	56
	<b>5,522</b>	<b>5,593</b>

The Authority received no grants in year that had yet to be recognised as income at 31st March 2023.

## 25. Related Parties

The Authority is required to disclose material transactions with related parties - bodies or individuals that have the potential to control or influence the Authority or to be controlled or



influenced by the Authority. Disclosure of these transactions allows readers to assess the extent to which the Authority might have been considered in its ability to operate independently or might have secured the ability to limit another party's ability to bargain freely with the Authority. The Authority has sound arrangements for internal control and corporate governance (including a scheme of delegations and purchase, contract and procurement regulations) which minimise the potential for a single officer to constrain the actions of the Authority, and which seek to ensure that the Group obtains value for money in all transactions.

### **Central Government**

Central government has effective control over the general operations of the Authority - it is responsible for providing the statutory framework within which the Authority operates, providing significant funding in the form of grants and prescribes the terms of many of the transactions that the Authority has with other parties. Grants received from Government are set out in Note 6 (b). Grant receipts outstanding as at 31 March 2023 are included in Debtors (Note 14).

### **Key Management**

Key management are also classed as related parties. Key management are considered to be the Police, Fire and Crime Commissioner and other Senior Officers (as defined in Note 22) and other persons having the authority for planning, directing and controlling the activities of the Authority, including the oversight of these activities.

The Police Fire and Crime Commissioner for North Yorkshire (NYPFCC) has statutory responsibility for North Yorkshire Fire and Rescue Service, as the Fire and Rescue Authority (NYPFCCFRA). NYPFCCFRA is a separate sole, independent of NYPFCC. During 2022/23 the FRA purchased services to the value of £512,000 from the NYPFCC, and received income of £242,000 from the PFCC in respect of the recharge of expenditure and the provision of services. These amounts were owed to, and from, the PFCC respectively at year end.

No other related party transactions occurred in 2022/23.

## **26. Other Payments for Operating Activities**

As required under the Code, Other Payments for Operating Activities within the Cashflow Statement of £20,475,515 (£17,901,058 in 2021/22) comprise Employers National Insurance and pension contributions and also payments to Pensioners of the Firefighters Pension Schemes.

## **27. Other Receipts from Financing activities**

As required under the Code, where an Authority acts as an agency, transactions will not be reflected in its financial statements, with the exception of cash collected or expenditure incurred by the agency on behalf of the principal in which case the net cash position is included in financing activities in the cash flow statement. Since 2020/21, the Authority has acted as 'host' for Home Office grant to fund expenditure incurred on salaries of staff seconded by other Authorities to the Home Office to work on findings of the grenfell enquiry. The net cash (creditor) position under this arrangement as at 31st March 2023 was nil. (£59,000 in 2021/22).

## **28. Defined Benefit Pension Schemes**

### **(a) Participation in Pension Schemes**

As part of the terms and conditions of employment of its officers, the Authority makes contributions towards the cost of post employment benefits. Although these benefits will not actually be payable until employees retire, the Authority has a commitment to make the payments that need to be disclosed at the time that employees earn their future entitlement. The Authority participates in four pension schemes:

- (i) Local Government Pension Scheme** for Support staff is administered by North Yorkshire Pension Fund - this is a funded scheme, meaning that the Authority and employees pay contributions into a fund calculated at a level intended to balance the pension liabilities with investment assets. The pension costs which are charged to the Authority's accounts equate to the employer's contributions paid to the fund on behalf of eligible employees. Further costs arise in respect of certain pensions paid to retired employees on an unfunded basis, and cash has to be generated to meet these payments as they fall due.
- (ii) Firefighters Pension Scheme** - these are unfunded schemes, meaning that there are no assets built up to meet pension liabilities, and cash has to be generated to meet actual pension payments as they eventually fall due. There are three schemes administered by the Authority - the Firefighters Pension Scheme 1992 (FPS), the New Firefighters Pension Scheme 2006 (NFPS) and the Firefighters Pension Scheme 2015.

### **(b) Injury Allowances - Firefighters Compensation Scheme 2006**

Injury awards and awards payable on the death of a firefighter attributable to a qualifying injury are not part of the Firefighters Pension Scheme because they are payable irrespective of whether an employee is a member of the scheme. New tax rules with effect from 1st April 2006 prevent injury awards from being part of the Pension Scheme Regulations and the opportunity was taken to move the injury awards into a separate Firefighters Compensation Scheme 2006 with all injury awards previously covered by the FPS being paid from the Authority's Income and Expenditure account, not its Pension Fund.

The principal risks to the Authority of the Schemes are the longevity assumptions, statutory changes to the schemes, structural changes to the schemes (i.e. large scale withdrawals from the schemes), changes to inflation, bond yields and the performance of the equity investments held by the LGPS. The impact of the assumptions, and how they interact, is detailed within this note.

These are mitigated to a certain extent by the statutory requirements to charge to the General Fund the amounts as set out below.

### Transactions relating to Retirement and Injury Benefits

The Authority recognises the cost of retirement and injury benefits in the Net Cost of Services when they are earned by employees rather than when the benefits are eventually paid as pensions. However, the charge the Authority is required to make against council tax is based on the cash payable in the year, so the real cost of benefits is reversed out of the General Fund via the Movement in Reserves Statement (MIRS). The transactions below have been made in the Comprehensive Income and Expenditure Statement and the General Fund Balance via the MIRS during the year:

<b>Comprehensive Income &amp; Expenditure Statement</b>	<b>Local Government Pension Scheme</b>	<b>Firefighters 1992 (FPS) Pension Scheme</b>	<b>Firefighters 2006 (NFPS) Pension Scheme</b>	<b>Firefighters 2015 Pension Scheme</b>	<b>Firefighters Compensation Scheme</b>	<b>Total</b>
<b>Cost Of Services :</b>	<b>2022/23</b>	<b>2022/23</b>	<b>2022/23</b>	<b>2022/23</b>	<b>2022/23</b>	<b>2022/23</b>
	<b>£000</b>	<b>£000</b>	<b>£000</b>	<b>£000</b>	<b>£000</b>	<b>£000</b>
Service Cost comprising:						
Current Service Cost	(1,527)	-	20	(7,430)	(190)	(9,127)
Past Service (Cost)/Gain *	-	(9,940)	(1,170)	11,110	-	-
<b>Financing and Investment Income and Expenditure :</b>						
Net Interest Expense	(162)	(8,720)	(840)	(1,290)	(470)	(11,482)
<b>Total Post Employment Benefits Charged to the Surplus or Deficit on the Provision of Services</b>	<b>(1,689)</b>	<b>(18,660)</b>	<b>(1,990)</b>	<b>2,390</b>	<b>(660)</b>	<b>(20,609)</b>

### Other Post Employment Benefits Charged to the Comprehensive Income and Expenditure Statement

Remeasurement of the net defined benefit liability comprising:

Return on plan assets (excluding the amount included within net interest expense)	(4,076)	-	-	-	-	(4,076)
Experience gains/(losses) arising on pension liabilities	(2,419)	(20,150)	(1,240)	(370)	(870)	(25,049)
Actuarial gains/(losses) arising on changes in financial and demographic assumptions	15,683	104,230	14,065	27,700	4,830	166,508

### Total Post Employment Benefits

<b>Charged to the Comprehensive Income and Expenditure Statement</b>	<b>9,188</b>	<b>84,080</b>	<b>12,825</b>	<b>27,330</b>	<b>3,960</b>	<b>137,383</b>
--	--------------	---------------	---------------	---------------	--------------	----------------

### Movement in Reserves Statement

Reversal of net charges to the Surplus or Deficit for the Provision of Services for post employment benefits in accordance with IAS 19

	1,689	18,660	1,990	(2,390)	660	20,609
--	-------	--------	-------	---------	-----	--------

### Actual Amount charged to the General Fund Balance for pensions in the year

Employers contributions and benefits

payable to Pensioners	(587)	0	25	(4,200)	(790)	(5,552)
-----------------------	-------	---	----	---------	-------	---------

- \* The McCloud remedy period is now closed and all McCloud related liabilities for eligible members are held within the legacy schemes that the Government Actuary's Department expects them to be paid from. This has led to past service costs of £10m added to the 1992 scheme and £1m added to the 2006 scheme. As there are no longer liabilities held within the 2015 scheme there is a past service gain of £11m.

**2021/22 Comparative Figures:**

<b>Comprehensive Income &amp; Expenditure Statement</b>	Local Government Pension Scheme	Firefighters 1992 (FPS) Pension Scheme	Firefighters 2006 (NFPS) Pension Scheme	Firefighters 2015 Pension Scheme	Firefighters Compensation Scheme	Total
<b>Cost Of Services:</b>	2021/22	2021/22	2021/22	2021/22	2021/22	2021/22
	£000	£000	£000	£000	£000	£000
Service Cost comprising:						
Current Service Cost	(1,508)	(350)	(50)	(9,120)	(220)	(11,248)
Past Service Cost	(81)	-	-	-	-	(81)
<b>Financing and Investment Income and Expenditure:</b>						
Net Interest Expense	(164)	(6,610)	(640)	(850)	(340)	(8,604)
<b>Total Post Employment Benefits Charged to the Surplus or Deficit on the Provision of Services</b>	<b>(1,753)</b>	<b>(6,960)</b>	<b>(690)</b>	<b>(9,970)</b>	<b>(560)</b>	<b>(19,933)</b>

**Other Post Employment Benefits Charged to the Comprehensive Income and Expenditure Statement**

Remeasurement of the net defined benefit liability comprising:

Return on plan assets (excluding the amount included within net interest expense)

	(107)	-	-	-	-	(107)
--	-------	---	---	---	---	-------

Experience gains/(losses) arising on pension liabilities

	(130)	(470)	680	(2,770)	(1,110)	(3,800)
--	-------	-------	-----	---------	---------	---------

Actuarial gains/(losses) arising on changes in financial and demographic assumptions

	3,139	13,923	577	(4,296)	190	13,533
--	-------	--------	-----	---------	-----	--------

**Total Post Employment Benefits Charged to the Comprehensive Income and Expenditure Statement**

	<b>2,902</b>	<b>13,453</b>	<b>1,257</b>	<b>(7,066)</b>	<b>(920)</b>	<b>9,626</b>
--	--------------	---------------	--------------	----------------	--------------	--------------

**Movement in Reserves Statement**

Reversal of net charges to the Surplus or Deficit for the Provision of Services for post employment benefits

in accordance with IAS 19	1,753	6,960	690	9,970	560	19,933
---------------------------	-------	-------	-----	-------	-----	--------

**Actual Amount charged to the General Fund Balance for pensions in the year**

Employers contributions and benefits

payable to Pensioners	(596)	(407)	(43)	(3,636)	(780)	(5,462)
-----------------------	-------	-------	------	---------	-------	---------

The amounts included in the Balance Sheet arising from the Authority's defined benefit obligation (DBO) under pension schemes are as follows:

	Local Government Pension Scheme 2022/23 £000	Firefighters 1992 (FPS) Pension Scheme 2022/23 £000	Firefighters 2006 (NFPS) Pension Scheme 2022/23 £000	Firefighters 2015 Pension Scheme 2022/23 £000	Firefighters Compensation Scheme 2022/23 £000	Sub Total Firefighters Scheme 2022/23 £000	Total 2022/23 £000
Present value of the DBO	27,757	263,360	20,530	16,880	14,040	314,810	342,567
Fair value of plan assets	(29,541)	-	-	-	-	-	(29,541)
<b>Net liability - DBO</b>	<b>(1,784)</b>	<b>263,360</b>	<b>20,530</b>	<b>16,880</b>	<b>14,040</b>	<b>314,810</b>	<b>313,026</b>

**2021/22 Comparative Figures:**

	Local Government Pension Scheme 2021/22 £000	Firefighters 1992 (FPS) Pension Scheme 2021/22 £000	Firefighters 2006 (NFPS) Pension Scheme 2021/22 £000	Firefighters 2015 Pension Scheme 2021/22 £000	Firefighters Compensation Scheme 2021/22 £000	Sub Total Firefighters Scheme 2021/22 £000	Total 2021/22 £000
Present value of the DBO	39,118	328,780	31,340	50,800	18,130	429,050	468,168
Fair value of plan assets	(32,816)	-	-	-	-	-	(32,816)
<b>Net liability - DBO</b>	<b>6,302</b>	<b>328,780</b>	<b>31,340</b>	<b>50,800</b>	<b>18,130</b>	<b>429,050</b>	<b>435,352</b>

**Reconciliation of the Movements in the Fair Value of the Scheme Assets**

	Local Government Pension Scheme 2022/23 £000	Firefighters 1992 (FPS) Pension Scheme 2022/23 £000	Firefighters 2006 (NFPS) Pension Scheme 2022/23 £000	Firefighters 2015 Pension Scheme 2022/23 £000	Firefighters Compensation Scheme 2022/23 £000	Total 2022/23 £000
Opening Fair Value	32,816	-	-	-	-	32,816
Interest Income	885					885
Remeasurement loss - the return on plan assets, excluding the amount included in the interest expense	(4,076)	-	-	-	-	(4,076)
Other	-	9,470	175	(3,340)	-	6,305

Employer contributions	587	-	(25)	4,200	790	5,552
Employee contributions	227	-	-	1,860	-	2,087
Benefits paid	(898)	(9,470)	(150)	(2,720)	(790)	(14,028)
Closing Fair Value	29,541	0	0	0	0	29,541

## 2021/22 Comparative Figures:

	Local Government Pension Scheme	Firefighters 1992 (FPS) Pension Scheme	Firefighters 2006 (NFPS) Pension Scheme	Firefighters 2015 Pension Scheme	Firefighters Compensation Scheme	Total
	2021/22	2021/22	2021/22	2021/22	2021/22	2021/22
	£000	£000	£000	£000	£000	£000
Opening Fair Value	32,545	-	-	-	-	32,545
Interest Income	679					679
Remeasurement loss - the return on plan assets, excluding the amount included in the interest expense	(107)	-	-	-	-	(107)
Other	-	10,363	67	(5,176)	-	5,254
Employer contributions	596	407	43	3,636	780	5,462
Employee contributions	198	140	60	1,610	-	2,008
Benefits paid	(1,095)	(10,910)	(170)	(70)	(780)	(13,025)
Closing Fair Value	32,816	0	0	0	0	32,816

## Reconciliation of present value of scheme liabilities

	Funded liabilities:			Unfunded liabilities:		
	Local Government Pension Scheme	Firefighters 1992 (FPS) Pension Scheme	Firefighters 2006 (NFPS) Pension Scheme	Firefighters 2015 Pension Scheme	Firefighters Compensation Scheme	Total
	2022/23	2022/23	2022/23	2022/23	2022/23	2022/23
	£000	£000	£000	£000	£000	£000
Opening Balance 1 April	39,118	328,780	31,340	50,800	18,130	468,168
Current Service Cost	1,527	-	(20)	7,430	190	9,127
Past Service Cost	-	9,940	1,170	(11,110)	-	0
Interest Cost	1,047	8,720	840	1,290	470	12,367
Contributions by members	227	-	-	1,860	-	2,087
Re-measurement (gains)/losses:						
Experience (gains)/losses on pension liabilities	2,419	20,150	1,240	370	870	25,049
Actuarial (gains)/losses arising on changes in financial and demographic assumptions	(15,683)	(94,760)	(13,890)	(31,040)	(4,830)	(160,203)
Benefits paid	(898)	(9,470)	(150)	(2,720)	(790)	(14,028)
Closing Balance 31 March	27,757	263,360	20,530	16,880	14,040	342,567

## 2021/22 Comparative Figures:

	Funded liabilities:			Unfunded liabilities:			
	Local Government Pension Scheme	Firefighters 1992 (FPS) Pension Scheme	Firefighters 2006 (NFPS) Pension Scheme	Firefighters 2015 Pension Scheme	Firefighters Compensation Scheme	Total	
	2021/22	2021/22	2021/22	2021/22	2021/22	2021/22	
	£000	£000	£000	£000	£000	£000	£000
Opening Balance 1 April	40,592	335,680	31,950	37,400	17,430		463,052
Current Service Cost	1,508	350	50	9,120	220		11,248
Past Service Cost	81	-	-	-	-		81
Interest Cost	843	6,610	640	850	340		9,283
Contributions by members	198	140	60	1,610	-		2,008
Re-measurement (gains)/losses:							
Experience (gains)/losses on pension liabilities	130	470	(680)	2,770	1,110		3,800
Actuarial (gains)/losses arising on changes in financial and demographic assumptions	(3,139)	(3,560)	(510)	(880)	(190)		(8,279)
Benefits paid	(1,095)	(10,910)	(170)	(70)	(780)		(13,025)
Closing Balance 31 March	39,118	328,780	31,340	50,800	18,130		468,168

### Local Government Pension Scheme assets comprised:

The Firefighters' Pension and Compensation Scheme has no assets to cover its liabilities. Assets in the Local Government Pension Scheme consist of the following categories:

Asset Category	Quoted 2022/23	Unquoted 2022/23	Quoted 2021/22	Unquoted 2021/22
	£000	£000	£000	£000
Equities	15,391	-	18,279	-
Property	1,891	-	2,428	-
Government Bonds	3,250	-	5,513	-
Corporate Bonds	2,127	-	2,527	-
Cash	1,979	-	361	-
Other	2,156	2,747 *	1,280	2,428
	<u>26,794</u>	<u>2,747</u>	<u>30,388</u>	<u>2,428</u>

\* Other unquoted is the Fund's investment in Private Debt and Insurance Linked Securities.

### Basis for Estimating Assets and Liabilities

Liabilities have been assessed on an actuarial basis using the projected unit credit method, an estimate of the pensions that will be payable in the future years dependent on assumptions about mortality rates, salary levels etc. The Local Government Pension Scheme liability has been assessed by AON Limited, and the Firefighters Pensions and Compensation Schemes' liabilities have been assessed by the Government Actuary Department, both firms of Actuaries.

The estimates for the Local Government Pension Scheme are based upon the latest full valuation of the scheme as at 31st March 2022. For the Firefighters Pension Schemes, the estimates are based upon the latest full valuation of the scheme as at 31st March 2020.

The significant assumptions advised by the Actuaries are:

Mortality Assumptions (years):	Local Government Pension Scheme		Firefighters 1992 (FPS), 2006 (NFPS) & 2015 Schemes	
	2022/23	2021/22	2022/23	2021/22
Member aged 65 for current pensioners:				
Males	22.6	21.8	21.2	21.5
Females	23.5	23.8	21.2	21.5
Member aged 45 for future pensioners :				
Males	25.0	23.5	22.9	23.2
Females	26.0	25.7	22.9	23.2
Rate of CPI inflation %	2.70	3.00	2.60	3.00
Rate of increase in salaries %	3.95	4.25	3.85	4.75
Rate of increase in pensions %	2.70	3.00	2.60	3.00
Rate for discounting scheme liabilities %	4.70	2.70	4.65	2.65

The estimation of the defined benefit obligations is sensitive to the actuarial assumptions set out in the table above. The sensitivity analyses below have been determined based on reasonable possible changes of the assumptions occurring at the end of the reporting period and assumes for each change that the assumption analysed remains constant. The assumptions in longevity, for example, assume that life expectancy increases or decreases for men and women. In practice, this is unlikely to occur, and changes in some assumptions may be interrelated. The estimations in the sensitivity analysis have followed the accounting policies for the scheme i.e. on an actuarial basis using the projected unit credit method. The methods and type of assumptions used in preparing the sensitivity analysis did not change from those used in the previous period.

#### Impact on Defined Benefit Obligation:

	Local Government Pension Scheme	
	£m increase	£m decrease
Longevity (increase or decrease in one year)	0.7	(0.7)
Rate of inflation (increase or decrease by 0.1%)	0.4	(0.4)
Rate of increase in salaries (increase or decrease by 0.1%)	0.0	(0.0)
Rate of increase in pensions (increase or decrease by 0.1%)	0.4	(0.4)
Rate of discounting scheme liabilities (increase or decrease by 0.1%)	(0.5)	0.5

#### Impact on Defined Benefit Obligation:

	Firefighters 1992 (FPS), 2006 (NFPS) & 2015 Schemes	
	£m increase	£m decrease
Longevity (increase or decrease in one year)	(7.0)	7.0
Rate of inflation (increase or decrease by 0.1%)	4.4	(4.4)
Rate of increase in salaries (increase or decrease by 0.1%)	0.8	(0.8)
Rate of increase in pensions (increase or decrease by 0.1%)	4.4	(4.4)



Rate of discounting scheme liabilities (increase or decrease by 0.1%)

(4.6)

4.6

## Asset and Liability Matching (ALM Strategy)

### Local Government Pension Scheme

The pension committee of North Yorkshire County Council has determined the investment strategy aimed at growing North Yorkshire Pension Fund's assets to meet obligations when they fall due. As required by the regulations, the suitability of various classes of investments have been considered including the benefit of asset class diversification. The fund is primarily invested in equities (56% of scheme assets) and fixed income (25%) with investments also in property and alternatives, the proportions being not materially dissimilar to last year. This strategy is reviewed periodically, dependent on changes to market conditions and the solvency of the fund.

### Impact on the Authority's Cash Flows

#### Local Government Pension Scheme

The objectives of the schemes are to keep employers' contributions at as constant a rate as possible. The County Council has agreed a strategy with the Scheme's actuary to achieve a funding level of 100% over 19 years. Funding levels are monitored on an annual basis. The next triennial valuation is due to be completed on 31st March 2025.

The Authority anticipates to pay £536,000 contributions into the Local Government Pension Scheme in the year to 31st March 2024. The weighted average duration of the defined benefit obligation for scheme members is 17.0 years in 2022/23. (21.4 years 2021/22)

### Firefighters Pension Schemes

The Firefighters' Pension Schemes have no assets to cover their liabilities. Finance is only required to be raised to cover Firefighters' pensions when the pensions are actually due to be paid. Regular monitoring of movements relating to retirements is carried out in order to accurately forecast when retirements will occur.

The Authority anticipates to pay £4,917,000 contributions into the Firefighters Pension and Compensation Schemes in the year to 31st March 2024.

## 29. Financial Instruments

- (a) The Authority has adopted CIPFA's Treasury Management in the Public Services Code of Practice and has a set of treasury management indicators to control key financial instrument risks in accordance with CIPFA's Prudential Code.

### Categories of Financial Instruments

The following categories of financial instrument are carried in the Balance Sheet:

Financial Assets	Non Current		Current		Total
	Investments	Debtors	Cash & Cash		
			Equivalents	Debtors	
			31st Mar	31st Mar	
			2023	2023	
£000	£000	£000	£000	£000	
Amortised Cost	-	-	7,207	1,242	8,449
Non Financial Assets	-	-	-	-	-
<b>Total</b>	-	-	<b>7,207</b>	<b>1,242</b>	<b>8,449</b>

Financial Liabilities

Non Current

Current

	Borrowings 31st Mar 2023 £000	Creditors 31st Mar 2023 £000	Borrowings 31st Mar 2023 £000	Creditors 31st Mar 2023 £000	Total 31st Mar 2023 £000
Amortised Cost	14,341	-	1,667	1,730	17,738
Non Financial Liabilities:					
PFI	-	1,029	-	275	1,304
Finance Leases	-	88	-	86	174
<b>Total</b>	<b>14,341</b>	<b>1,117</b>	<b>1,667</b>	<b>2,091</b>	<b>19,217</b>

## 2021/22 Comparative Figures:

	Non Current		Current Cash & Cash		Total
	Investments 31st Mar 2022 £000	Debtors 31st Mar 2022 £000	Equivalents 31st Mar 2022 £000	Debtors 31st Mar 2022 £000	31st Mar 2022 £000
<b>Financial Assets</b>					
Amortised Cost	-	-	5,923	607	6,530
Non Financial Assets	-	-	-	-	-
<b>Total</b>	<b>-</b>	<b>-</b>	<b>5,923</b>	<b>607</b>	<b>6,530</b>

## Financial Liabilities

	Non Current		Current		Total
	Borrowings 31st Mar 2022 £000	Creditors 31st Mar 2022 £000	Borrowings 31st Mar 2022 £000	Creditors 31st Mar 2022 £000	31st Mar 2022 £000
Amortised Cost	11,378	-	521	1,201	13,102
Non Financial Liabilities:					
PFI	-	1,464	-	111	1,575
Finance Liabilities	-	176	-	88	264
<b>Total</b>	<b>11,378</b>	<b>1,640</b>	<b>521</b>	<b>1,400</b>	<b>14,940</b>

## (b) Income, Expense, Gains and Losses

The gains and losses recognised in the Comprehensive Income and Expenditure Statement in relation to financial instruments are made up as follows:

	Surplus or Deficit on Provision of Services £000 2022/23	Other Comprehensiv e Income & Expenditure £000 2022/23	Surplus or Deficit on Provision of Services £000 2021/22	Other Comprehensiv e Income & Expenditure £000 2021/22
<b>Net gains/losses on:</b>				
Financial Assets measured at amortised cost	6	-	1	-
<b>Interest revenue</b>				
Financial Assets measured at amortised cost	(107)	-	17	-
<b>Interest Expense</b>	842	-	783	-
<b>The Fair Value of Financial Assets and Financial Liabilities that are not measured at Fair Value (but for which Fair Value Disclosures are Required)</b>				

All financial liabilities and financial assets held by the Authority are classified as loans and receivables and long term debtors and creditors and are carried in the Balance Sheet at amortised cost. The fair values calculated are as follows:

	31st March 2023		31st March 2022	
	Carrying Amount	Fair Value	Carrying Amount	Fair Value
	£000	£000	£000	£000
<b>Financial Assets</b>				
Loans and Receivables	7,207	7,207	5,923	5,923
Debtors	1,242	1,242	607	607
	<b>8,449</b>	<b>8,449</b>	<b>6,531</b>	<b>6,531</b>

Short term Loans and Receivables and Debtors are carried at cost as this is a fair approximation of their value.

	31st March 2023		31st March 2022	
	Carrying Amount	Fair Value	Carrying Amount	Fair Value
	£000	£000	£000	£000
<b>Financial Liabilities</b>				
Financial Liabilities held at amortised cost				
Public Works Loan Board (PWLB) Loans	16,006	15,688	11,874	13,118
Other liabilities:				
PFI	1,304	1,929	1,464	2,276
Finance Leases	176	176	253	253
Creditors	1,730	1,730	1,697	1,697
	<b>19,216</b>	<b>19,524</b>	<b>15,287</b>	<b>17,344</b>

#### PWLB Loans:

The Authority assessed the fair value of PWLB loans by calculating the present value of the cash flows that will take place over the remaining life of the loans applying the following rates:

- For the fair value measured according to the requirements of the Code - new borrowing available from the PWLB, rates as at the balance sheet date of 31st March 2023; and
- for the value reflecting the amount that the Authority would have to pay to repay the loans as at 31st March 2023 - PWLB premature repayment rates as at 31st March 2023.
- The fair value, as calculated in accordance with the Code, of £15,688,000 measures the economic effect of the past terms agreed with the PWLB compared with new borrowing rates from the PWLB as at 31st March. This is because the Authority has the ability to borrow at concessionary rates from the PWLB rather than from the markets and therefore this provides a more useful figure for users of the Authority's financial statements as opposed to a value using prevailing market rates. The fair value of the liabilities is greater than the carrying amount because the Authority's portfolio of loans includes a number of fixed rate loans where the interest rate payable is higher than PWLB rates as at 31st March 2023. This shows a notional future gain (based upon economic conditions as at the date) arising from a commitment to pay interest to the PWLB below its current rates.
- However, it is important for users of the accounts to recognise that if the Authority were to seek to avoid the projected loss by repaying the loans early, the PWLB would charge a premium to reflect the additional interest that would not then be paid. The amount the Authority would have to pay to repay the loans early using premature repayment rates as at 31st March 2023 is £16,892,000 being the outstanding debt including accrued interest of £16,007,000 plus a premium of £885,000. The fact that this repayment figure is higher than both the carrying amount and also the fair value of the liabilities demonstrates why the Authority has undertaken no debt repayment or rescheduling exercise to date.

### PFI Liabilities

The difference between the fair value and the carrying value of the PFI liability is due to the differing required accounting treatments of the corresponding asset and liability in the accounts of the PFI Provider and of the Authority.

The fair value of PFI Liability represents the costs arising on the construction of the assets including initial tender costs. During asset construction, interest on income to be received is capitalised within the finance debtor receivable. Once the assets were accepted by the Authority, a constant proportion of the planned net revenue (the unitary charge paid by the Authority) is allocated to fully repay the debtor over the life of the contract.

The carrying value in the Balance Sheet of the Authority as at 31st March 2023 is reported in accordance with IFRS Interpretations Committee (IFRIC) 12 Service Concession Arrangements as required by the Code. The allocation of the unitary charge is split into four elements as stated in accounting policy 1(q). The recognition of the liability for the amount due to the PFI Provider to pay for the capital investment uses the same principles as for a finance lease in accordance with International Accounting Standards (IAS) 17 Leases.

### Other Non Financial Liabilities

Finance Leases are exempt from the IFRS13 Fair Value measurement requirements. The carrying amount calculated in accordance with the requirements of IAS17 Leases is taken to be a reasonable approximation of fair value.

Short term Creditors are carried at cost as this is a fair approximation of their value.

	Quoted prices in active markets for identical assets Level 1 £000	Other significant observable inputs Level 2 £000	Significant unobservable inputs Level 3 £000	Fair Value as at 31st March 2023 £000
<b>Financial Assets</b>				
Loans and Receivables	-	7,207	-	7,207
Debtors	1,242	-	-	1,242
	<b>1,242</b>	<b>7,207</b>	<b>0</b>	<b>8,449</b>
<b>Financial Liabilities</b>				
Financial Liabilities held at amortised cost				
PWLB Loans	-	15,688	-	15,688
PFI Liabilities	-	1,929	-	1,929
Creditors	1,730	-	-	1,730
	<b>1,730</b>	<b>17,617</b>	<b>0</b>	<b>19,348</b>

### **Transfers between Levels of the Fair Value Hierarchy**

There were no transfers between levels of the hierarchy during the year.

### **Valuation Techniques used to Determine Level 2 Fair Values for the liabilities and assets in the table above:**

#### Loans and Receivables

Fair value has been measured from the perspective of a market participant that holds the identical item as a liability. The fair value represents the value of the corresponding liability in the North Yorkshire County Council's Balance Sheet as at 31st March 2023 who make short term investments of the Authority's daily cash balances under a Service Level Agreement.

### PWLB Loans:

The Authority assessed the fair value amounts disclosed in the table above by calculating the present value of the cash flows that will take place over the remaining life of the loans applying new borrowing rates available from the PWLB as at 31st March 2023.

### PFI Liabilities

Fair value has been measured from the perspective of a market participant that holds the identical item as an asset. The fair value represents the value of the corresponding asset in the PFI Contractor's Balance Sheet as at 31st March 2023.

### **Changes in Liabilities arising from Financing Activities**

To enable users of financial statements to evaluate changes in liabilities arising from financing changes arising from both cash flows and non-cash changes, below is a reconciliation of the opening and closing balances in the Balance Sheet:

	Balance at 1 Apr 2022 £000	Cashflows £000	Non Cashflows £000	Balance at 31 Mar 2023 £000
<u>Financial liability:</u>				
Short and long term borrowing	11,873	4,004	130	16,008
Finance Lease Obligations	254	(79)	0	175
PFI Obligations	1,463	(160)	0	1,304
	<u>13,591</u>	<u>3,765</u>	<u>130</u>	<u>17,486</u>

## **30. Nature and Extent of Risks Arising from Financial Instruments**

The Authority's activities expose it to a variety of financial risks:

- (a) **Credit Risk** - the possibility that other parties might fail to pay amounts due to the Authority.
- (b) **Liquidity Risk** - the possibility that the Authority might not have funds available to meet its commitments to make payments.
- (c) **Market Risk** - the possibility that financial loss might arise for the Authority as a result of changes in such measures as interest rates and stock market movements.

The Authority's overall financial risk management programme focuses on the unpredictability of financial markets and seeks to minimise potential adverse effects on the resources available to fund services. The procedures are set out through a legal framework in the Local Government Act 2003 and the associated regulations. These require the Authority to comply with the CIPFA Prudential Code and the CIPFA Treasury Management in the Public Services Code of Practice (both revised in 2021). Overall, these procedures require the Authority to manage risks in the following ways:

- adopt the requirements of the Code of Practice
- approve annually in advance, prudential indicator limits for the following three years regarding:
  - Affordability of the Authority's capital investment plans including its borrowing limits;
  - Treasury Management, for example, the maturity structure of borrowing; and
  - maximum annual exposures to investments maturing beyond a year.
- approve an investment strategy for the forthcoming year setting out the criteria for both investing and selecting investment counterparties in compliance with Government guidance.

The Annual Treasury Management Strategy includes these procedures in order to manage the

risks of the Authority's financial instrument exposure. It is approved by the Police, Fire and Crime Commissioner (PFCC) before the beginning of the financial year. In addition, it is current practice that the PFCC receives, as a minimum, a mid year review and a performance outturn report on the Authority's investment and borrowing activity.

#### **(a) Credit Risk**

Credit risk arises from deposits with banks and financial institutions, as well as credit exposures to the Authority's customers. Deposits are not made with banks and financial institutions unless they meet the minimum requirements of the investment criteria outlined in the Treasury Management Strategy for 2022/23.

North Yorkshire Council provide Treasury Management arrangements for short term investment of the Authority's daily balances. The investment credit criteria applied by the Authority is in line with the Council's who prepare an approved lending list of Counterparties. Given the high level of turmoil the financial markets have experienced since 2008, attention is focused on the credit standing of counterparties with whom the Council can invest funds.

The Council has adopted a prudent approach to managing risk and defines its risk appetite by the following means:

- (a) minimum acceptable credit criteria are applied to generate a list of highly creditworthy counterparties. This also enables diversification and thus avoidance of concentration risk. The key ratings used to monitor counterparties are the short term and long-term ratings.
- (b) Other information: ratings will not be the sole determinant of the quality of an institution; it is important to continually assess and monitor the financial sector on both a micro and macro basis and in relation to the economic and political environments in which institutions operate. The assessment will also take account of information that reflects the opinion of the markets. To achieve this consideration, the Council will engage with its advisors to monitor market pricing such as "credit default swaps" and overlay that information on top of the credit ratings.
- (c) other information sources used will include the financial press, share price and other such information pertaining to the financial sector to establish the most robust scrutiny process on the suitability of potential investment counterparties.

All credit ratings are monitored daily. If a downgrade results in the counterparty no longer meeting the Council's minimum criteria, its further use as a new investment is withdrawn immediately. Extreme market movements may result in the downgrade of an institution or removal from the Council's lending list.

The above is seen as a practical response to the current money market instability and volatility which enables the Authority to manage its money market risk exposure whilst also ensuring that it can still achieve a return that is consistent with available market rates.

#### **Amounts arising from Expected Credit Losses**

The Authority recognises expected credit losses on its financial assets held at amortised cost on a lifetime basis applying the simplified approach which measures the loss allowance at an amount equal to lifetime expected credit losses.

#### **Loans and Receivables:**

Cash invested with NYCC on the 31<sup>st</sup> March has been classified within the Balance Sheet as cash and cash equivalents due to it being callable on demand i.e. very short term in nature. Due to the default risk of the investment being extremely low, nil impairment under IFRS 9 is deemed appropriate.

#### **Debtors:**

The Authority does not generally allow credit for Customers. Information disclosed by Company

Liquidators is circulated within the Authority by the Finance Team to ensure that such companies are not granted a chargeable service.

The Authority has the following exposure to credit risk at 31st March 2023 based upon experience of default and uncollectability over the last three years adjusted to reflect current and forecast market conditions (i.e. the simplified approach):

	Carrying Value at 31st March 2023 £000	Historical experience of default %	Expected Credit Losses %	Credit Loss Allowance £000
Deposits with banks and financial institutions	7,207	0.00%	0.00%	0
Customers	1,242	0.55%	1.05%	13

## (b) Liquidity Risk

The Authority has ready access to borrowings from the money markets to cover day to day cash flow needs whilst the PWLB provides access to longer term funds. There is, therefore, no significant risk that it will be unable to meet commitments under financial instruments. The approved prudential indicator 'Limits for the Maturity Structure of Debt' is the key parameter used by the Authority to address liquidity risk and is used in planning when new loans are to be taken and when it is economic to do so, making early loan repayments.

The limits in 2022/23 on the amount of projected borrowing maturing in each period as a percentage of total projected borrowing is:

	%
Less than 1 year	10
Between 1-2 years	10
Between 2-5 years	30
Between 5-10 years	50
Between 10-20 years	100
More than 20 years	100

All long term borrowing as at the 31st March 2023 was with the Public Works Loan Board (PWLB). Interest is payable at fixed rates between 2.29% and 5.25%.

## Analysis of loans by maturity:

	31st March 2023 £000	Maturity Profile %	31st March 2022 £000	Maturity Profile %
Less than 1 year	1,537	9.7%	396	3.4%
Between 1-2 years	752	4.7%	1,537	13.1%
Between 2-5 years	1,495	9.4%	2,060	17.5%
Between 5-10 years	7,159	45.1%	4,326	36.7%
Between 10-15 years	4,935	31.1%	2,020	17.2%
Between 15-20 years	0	0.0%	1,435	12.2%
	<b>15,878</b>	<b>100.0%</b>	<b>11,773</b>	<b>100.0%</b>

Borrowing due within 1 year is disclosed in the Balance Sheet as a current asset including interest due on borrowing within one year:

	£000
Borrowing due within 1 year	1,537
Interest on borrowing due within 1 year	<u>130</u>
	<u>1,667</u>

All trade and other payables are due to be paid in less than one year.

### (c) Market Risk

#### (i) Market Risk - Interest Rate risk

The Authority is exposed to risk in terms of its exposure to interest rate movements on its borrowings and investments. Movements in interest rates have a complex impact on the Authority.

For instance, a rise in interest rates would have the following effects:

- Borrowings at fixed rates - the fair value of the liabilities for borrowings will fall.
- Investments at variable rates - the interest income credited to the Surplus or Deficit on the Provision of Services will rise.

Borrowings are not carried at fair value, so nominal gains and losses on fixed rate borrowings would not impact on the Surplus or Deficit on the Provision of Services or Other Comprehensive Income and Expenditure. However, changes in interest payable and receivable on variable rate borrowings and investments will be posted to the Surplus or Deficit on the Provision of Services and affect the General Fund balance pound for pound.

The Authority has a number of strategies for managing interest rate risk. The main strategy for undertaking new borrowing is to take advantage of the lowest rates possible whilst also focusing on borrowing over periods where there is currently no concentration of debt so as to achieve a balanced spread in the Authority's debt maturity profile. The Authority's debt position is reviewed as part of the Medium Term Financial Plan via the annual budget setting process which allows for any adverse changes to be considered and accommodated. This review also considers whether internal borrowing using cash balances be used as an alternative to new external borrowing. The use of internal borrowing which runs down investments, maximises short term savings and reduces exposure of low interest rates on investments, and the credit risk of counterparties.

If interest rates had been 1% higher with all other variables held constant, the financial effect would be:

	£000 +1%	£000 -1%
Change in interest receivable on variable rate investments (impact on Surplus or Deficit on Provision of Services)	52.0	52.0

#### (ii) Market Risk - Price risk

The Authority does not invest in equity shares and thus has no exposure to losses arising in movements in the price of shares.

#### (iii) Market Risk - Foreign exchange risk

The Authority has no financial assets or liabilities denominated in foreign currencies and thus has no exposure to loss arising from movements in exchange rates.



#### **(iv) PFI Contract - Management of Risks**

The PFI Contract allocates the majority of risks to the service provider. There are no significant risks to the Authority arising from the contract. However, the affordability of the contract relies on annual grant of £649,000 from Central Government. Any reduction in that provision would impact adversely upon the Authority's financial position.

### **31. Contingent Liabilities**

#### **Defined Benefit Pension Schemes:**

##### **The McCloud/Sargeant Judgement**

In December 2018 the Government lost a Court of Appeal case (the McCloud/Sargeant Judgement) which found that the transitional protection arrangements put in place when the Firefighters' and Judges' pension schemes were reformed amounted to illegal age discrimination. The Government acknowledged that the difference in treatment would need to be remedied across all public service pension schemes.

The McCloud remedy period ran from 1st April 2015 to 31st March 2022. Eligible members were able to elect which scheme they wish to receive benefits from for this period. Due to the differing benefits structures, the Actuary expects the majority of eligible Firefighters to elect to take legacy scheme (1992 Scheme or 2006 Scheme) benefits for the remedy period.

An allowance for McCloud remedy was first included in the 2018/19 disclosures as a past service cost for service from 2015 to 2019. For subsequent years to 2021/22, an allowance was made in the 2015 service costs for the annual accrual of additional remedy service. Now that the remedy window is closed, the Actuary has moved all McCloud related liabilities for eligible members for the period 2019 to 2022 to the associated legacy schemes. This means that all McCloud liabilities for eligible members are held within the scheme that the Actuary expects them to be paid from. Details of the associated past service costs and gains are set out in Note 27 to the financial statements.

Legal advice is awaited as to whether any further costs to be borne by the Authority will arise in relation to application of the remedy. Until further guidance is provided, no estimation of the potential impact can be made.

##### **Special Retained Members (Matthews)**

In November 2018 a ruling on the legal case involving part-time judges (O'Brien v MoJ) had a direct impact on the equivalent case for Retained Firefighters (Matthews). Home Office Ministers have agreed to extend the pension entitlement for retained firefighters to cover service pre-July 2000. This will require Fire and Rescue Authorities to undertake a second options exercise expected to open sometime during or shortly after 2023/24.

The options exercise will increase the pensions entitlement for some current special retained members and also allow access to the scheme for additional historic retained members. Scheme administrators are currently in the process of planning for the Matthews remedy and are unable to provide data on eligible members to the Actuary. Consequently, there is very significant data uncertainty in the calculation of this liability and significant assumptions have had to be made on eligible member numbers, service periods and actual take up. Based on the data available, the Actuary estimates a potential increase in liability from the second Matthew's exercise to be £13m. Alongwith with the unique assumptions required for the options exercise, this additional liability estimate has been calculated using demographic and financial assumptions consistent with the disclosures set out in Note 28 above.

### **32. Material Items of Income and Expenditure within the Accounts**

As explained in Note 7, the Authority carries out a rolling asset revaluation programme that ensures all land and property required to be measured at fair value is revalued at least every five years. Where the Valuer determines that the net book value within the accounts of any asset has changed, the impact is accounted for as a revaluation gain or loss. The result of the 2022/23 rolling programme was a net revaluation gain of £906,000.

Alongside the rolling programme, the Authority considers whether there is an impact on the values of properties that have not been revalued by assessing the changes in the Building Cost Information Service (BCIS) indices that would be used within the revaluation process.

On average, the BCIS indices rose by 9.36% between 2022 and 2023 reflecting lengthening lead times and growing demand for building materials over the past 18 months alongside the increasing rate of inflation, the Consumer Prices Index (CPI) rising by 10.1% in the 12 months to March 2023.

The remainder of the Estate outside of the 2022/23 rolling programme has been subject to a 'desk top' style indexation review, the result being an additional revaluation gain of £1,717,000.

The total net revaluation gain in 2022/23 of £2,623,000 is above the Authority's materiality limit and requires separate disclosure within a note to the accounts.

The financial impact is a credit to the cost of services in the Comprehensive Income and Expenditure Statement (CIES), and to the Revaluation Reserve for the increase in valuation. The credit to the CIES is not one against council tax nor the Authority's General Fund, rather an accounting adjustment through unusable reserves as set out in Note 21 (b).

**FIREFIGHTERS PENSION FUND**  
**FUND ACCOUNT FOR YEAR ENDED 31st MARCH 2023**

<b><u>2021/22</u></b> £000	£000	<b><u>2022/23</u></b> £000
<b>CONTRIBUTIONS AND BENEFITS</b>		
<b>Contributions receivable</b>		
Fire Authority:		
(4,083) Contributions in relation to pensionable pay	(4,210)	
- Early Retirements	-	
(1,811) Firefighters contributions	(1,845)	
(7) Other Firefighters contributions	(33)	
<b>(5,901)</b>		<b>(6,089)</b>
<b>Transfers in</b>		
(25) Individual transfers in from other schemes		(7)
<b>Benefits payable</b>		
9,349 Pensions	9,851	
1,598 Commutations & lump sum retirement benefits	2,100	
- Lump sum death benefits	-	
<b>10,947</b>		<b>11,951</b>
<b>Payments to and an account of leavers</b>		
- Individual transfers out to other schemes		198
<b>Other payments</b>		
135 Scheme tax charges		132
<b>Deficit / (Surplus) for the year before top up grant</b>		
5,155 receivable from/payable to Central Government		6,185
(5,155) Top up grant receivable from Government		(6,185)
<b>-</b>		<b>-</b>
<b>Net amount payable / (receivable) for the year</b>		<b>-</b>

**FIREFIGHTERS PENSION FUND**  
**NET ASSETS STATEMENT FOR YEAR ENDED 31st MARCH 2023**

Restated <b><u>2021/22</u></b> £000	<b>Note</b>	£000	<b><u>2022/23</u></b> £000
<b>Current Assets</b>			
41 Contributions due from Authority	<b>5a</b>	319	
20 Contributions due from Firefighters		133	
<u>227 Pension top up grant receivable from Government</u>		<u>2,115</u>	
<b>288</b>			<b>2,567</b>
<b>Current Liabilities</b>			
- Unpaid pension benefits	<b>5b</b>	-	
- Unpaid Scheme tax charges		-	
<u>(288) General Fund</u>		<u>(2,567)</u>	
<b>(288)</b>			<b>(2,567)</b>
<u>-</u>			
<b>Total Net Assets</b>			<b>-</b>

## **NOTES TO THE PENSION FUND ACCOUNTS**

### **1. General Description of the Fund**

There are three Pension Schemes currently administered by the Authority:

- (a) Firefighters Pension Scheme 1992 (FPS) operated under the Firefighters Pension Scheme (Amendment) (No. 2) (England) Order 2006
- (b) New Firefighters Pension Scheme 2006 (NFPS) operated under the Firefighters' Pension Scheme (England) Order 2006
- (c) The Firefighters Pension Scheme 2015 as set out in the Firefighters' Pension Scheme (England) Regulations 2014 (SI 2014/2848)

All three Schemes are unfunded meaning that there are no investment assets built up to meet the pensions liabilities, and cash has to be generated to meet actual payments as they fall due.

Entrants to the Service since 1st April 2015 are eligible to join the 2015 Scheme, a career average scheme with a normal retirement age of 60. Other members have either transitioned to the 2015 Scheme, or in the case of firefighters who were within 10 years of retirement on 1st April 2012, remained in either the 1992 (FPS) or the 2006 (NFPS), both of which are final salary schemes.

The Authority pays firefighters' pensions via a separate Firefighters Pension Fund Account. An employer's contribution based on a percentage of pay is paid into the fund. The Authority is also required to make lump sum payments in respect of ill health retirements to meet locally, at least, some of the cost of retiring an employee on the grounds of ill health. Employee contributions are also paid into the fund. The fund is topped up as necessary by Government Grant if the contributions are insufficient to meet the pension payments due. In the event of a surplus, this will be recouped by the Government.

Each Fire and Rescue Authority in England is required by legislation to operate a Pension Fund and the amounts that must be paid into and out of the fund are specified by regulations under statute. The fund is administered and managed for the Authority by West Yorkshire Pension Fund via a service level agreement for Pensions Administration.

The contributions payable by Employees and Employers prescribed by the regulations above are:

<b>Scheme</b>	<b>31/03/2023    31/03/2022</b>		<b>31/03/2023    31/03/2022</b>	
	<b>Employer</b>		<b>Employee *</b>	
1992 (FPS)	-	37.3%	-	11.0%-17.0%
2006 (NFPS)	-	27.4%	-	8.5% - 12.5%
2015 Scheme	28.8%	28.8%	11.0%-14.5%	11.0%-14.5%

\* Employee rates vary which are dependent upon pensionable pay bandings. From 1st April 2022 all active members were in the 2015 Scheme.

### **2. Membership**

The following summarises the membership of the Pension Fund at 31st March 2023:

Scheme	31/03/2023		
	Contributors	Pensioners	Deferred Pensioners
1992 (FPS)	0	541	27
2006 (NFPS)	0	87	171
2015 Scheme	649	28	294

Scheme	31/03/2022		
	Contributors	Pensioners	Deferred Pensioners
1992 (FPS)	21	536	28
2006 (NFPS)	16	79	174
2015 Scheme	640	17	242

### 3. Accounting Policies

The Pension Fund Accounts for the year ended 31 March 2023 are presented in the format laid down in the Code of Practice on Local Authority Accounting in the United Kingdom 2022/23 issued by the Chartered Institute of Public Finance and Accountancy, known as 'the Code'.

### 4. Basis of Preparation

Except where otherwise stated below, the accounts have been prepared on an accruals basis.

### 5. Fund Account Transactions

Benefits payable and withdrawal of contributions have been brought into the Accounts on the basis of all valid payments due in the year. Transfer values are those sums receivable from, or payable to, other pension schemes for individuals and relate to periods of previous pensionable employment. Where possible, transfer values within the financial year are brought into the accounts at the net assets statement date. In a small number of cases it is not possible to obtain sufficient information from other pension schemes and these transfers are accounted for on a cash basis.

#### (a) Current Assets

Debtors are raised for known contributions due to the Pension Fund at 31st March 2023:

	31st March 2023 £000	Restated 31st March 2022 £000
Central Government Bodies	2,115	227
Other Local Authorities	-	-
Other entities and individuals	452	61
<b>Total</b>	<b>2,567</b>	<b>288</b>

#### (b) Current Liabilities

Creditors are raised for known contributions owing by the Pension Fund at 31st March 2023:

	31st March 2023 £000	Restated 31st March 2022 £000
Central Government Bodies	-	-
Other Local Authorities	-	-
Other entities and individuals	(2,567)	(277)
<b>Total</b>	<b>(2,567)</b>	<b>(277)</b>

No allowance has been made for liabilities to pay pensions and other benefits after the 31st March 2023.

## 6. Long Term Pension Obligations

Details of the Authority's long term pension obligations in respects of the Firefighters Pension Schemes can be found in Note 28 to the financial statements.

## **GLOSSARY OF TERMS**

### **ACCOUNTING PERIOD**

The period of time covered by the accounts, normally a period of twelve months commencing on 1st April and ending as at the balance sheet date, 31st March.

### **ACCRUALS**

The concept that income and expenditure is accounted for as it is earned or incurred, not as money is received or paid.

### **AMORTISATION**

Written off over a suitable period of time, usually in line with the useful life of an asset.

### **ASSET**

An item owned by the Authority, which has a monetary value. Assets are defined as **current or non current** :

- **Current assets** will be consumed or cease to have value within the next financial year, e.g. inventories and debtors
- **Non current assets** provide benefits to the Authority and to services it provides for a period of more than one year, for example, land, buildings, vehicles and equipment.

### **AUDIT**

An independent examination of the Authority's activities, either by internal audit or the Authority's external auditor, which is 'Mazars LLP'.

### **BALANCE SHEET**

A statement of the recorded assets, liabilities and other balances at the end of an accounting period.

### **CAPITAL EXPENDITURE**

Expenditure on the acquisition of a non current asset, which will be used in providing services beyond the current accounting period or, expenditure which adds to an existing non current asset.

### **CAPITAL FINANCING**

The raising of money to pay for capital expenditure. There are various methods of financing capital expenditure including borrowing, leasing, direct revenue financing, usable capital receipts, capital grants, capital contribution, revenue reserves and earmarked reserves.

### **CAPITAL RECEIPTS**

The proceeds from the disposal of land or other assets. Proportions of capital receipts can be used to finance new capital expenditure, within rules set down by the Government, but they cannot be used for general revenue purposes.

### **CIPFA**

The Chartered Institute of Public Finance and Accountancy. This is the professional institute that develops and promotes proper accounting practice for Local Government in England and Wales.

### **CONSISTENCY**

The concept that the accounting treatment of like items is the same from one accounting period



to the next.

### **CONTINGENT LIABILITY**

A contingent liability is either:

- a possible obligation arising from past events whose existence will be confirmed only by the occurrence of one or more uncertain future events not wholly within the Authority's control, or
- a present obligation arising from past events where it is not probable that a transfer of economic benefits will be required or the amount of the obligation cannot be measured with sufficient reliability.

### **CONSUMER PRICE INDEX (CPI)**

CPI is the official measure of inflation of consumer prices of the United Kingdom. It is a statistical estimate constructed using the prices of a sample of consumer goods, purchased by households whose prices are collected periodically

### **COUNCIL TAX**

This is a banded property tax which is levied on domestic properties. The banding is based on estimated property values as at 1st April 1991.

### **CREDITOR**

Amounts owed by the Authority for works done, goods received or services rendered before the end of the accounting period but for which payments have not been made by the end of that accounting period.

### **DEBTOR**

Amounts due to the Authority for works done, goods received or services rendered before the end of the accounting period but for which payments have not been received by the end of that period.

### **DEFINED BENEFIT OBLIGATION**

Future pension liabilities payable by the Authority that have been promised under the formal terms of the defined benefit pension schemes provided to employees.

### **DEPRECIATION**

The amount charged to revenue accounts to represent the reducing value of non current assets through consumption.

### **DEPRECIATED REPLACEMENT COST**

A method of valuation based on the gross cost of replacing the asset/building less an allowance for depreciation.

### **EXISTING USE VALUE**

A method of valuation based on the amount that would be paid for an asset/building based on its existing use.

### **FAIR VALUE**

The fair value of an asset is the price at which it could be exchanged in an arms length transaction less, where applicable, any grants receivable towards the purchase or use of the asset.

**GOVERNMENT GRANTS**

Grants made by the Government towards either revenue or capital expenditure to support the cost of the provision of the Authority's services. These grants may be given specifically towards the cost of particular defined schemes, or to support the revenue spend of the Authority (known as Revenue Support Grant).

**GROSS CARRYING AMOUNT (GCA)**

The cost of a non current asset before the deduction of accumulated depreciation and/or impairment.

**IMPAIRMENT**

A reduction in the value of a non current asset, below it's carrying amount on the balance sheet.

**INTERNATIONAL FINANCIAL REPORTING STANDARD (IFRS)**

Standards for the presentation and preparation of financial statements set by the International Accounting Standards Board (IASB) that organisations must follow. These standards were previously called **International Accounting Standards (IAS)**.

**IFRS INTERPRETATIONS COMMITTEE (IFRIC)**

The Interpretations Committee are responsible for the maintenance of IFRS. Its objective is to interpret the application of IFRS and provide guidance on financial reporting issues that are not specifically addressed, or where concerns are expressed about poorly specified disclosure requirements.

**INVENTORIES**

The amount of unused or unconsumed stocks held in expectation of future use. When use will not arise until a later accounting period, it is appropriate to carry forward the amount to be matched to the use or consumption when it arises.

**LIABILITY**

A liability is where an authority owes payment to an individual or another organisation:

- A current liability is an amount which will become payable or could be called in within the next accounting period, e.g. creditors or cash overdrawn.
- A deferred liability is an amount which, by arrangement is payable beyond the next year at some point in the future, or to be paid off by an annual sum over a period of time.

**LONG TERM BORROWING**

The main element of long term borrowing is comprised of loans that have been raised to finance capital investment projects.

**MARKET VALUE**

The monetary value of an asset as determined by current market conditions.

**MATERIALITY**

The concept that the Statement of Accounts should include all amounts which, if omitted, or mis-stated, could be expected to lead to distortion of the financial statements to a reader of the statements.

**MINIMUM REVENUE PROVISION (MRP)**

Represents the statutory minimum amount that must be charged to a revenue account in each financial year to repay external borrowings.

**NET BOOK VALUE**

The amount at which non current assets are included in the balance sheet, i.e. their historical cost or current value less the cumulative amount provided for depreciation.

**NET REALISABLE VALUE**

The open market value of the asset in its existing use, less the expenses to be incurred in realising the asset.

**NON DOMESTIC RATES**

National non domestic rates (also known as Business Rates) are a tax on properties which are not used for domestic purposes such as shops, factories, offices and fire stations. Business rates collected by Local Authorities are the way that those who occupy non-domestic properties contribute to the cost of local services.

**OPERATIONAL ASSETS**

Non current assets held and occupied, used or consumed by the Authority in the direct delivery of those services for which it has a statutory or discretionary responsibility.

**PEPPERCORN RENT**

A very low or nominal rent payable for the use of an asset.

**PRECEPT**

The order made by Precepting Authorities on Billing Authorities, requiring the latter to collect income from council taxpayers on their behalf.

**PRIVATE FINANCE INITIATIVE (PFI)**

A means of securing new assets and associated services in partnership with the private sector.

**PROVISION**

An amount put aside in the accounts for liabilities or losses which have occurred but uncertainty surrounds the exact amounts involved or the dates on which they will arise.

**PRUDENCE**

The concept that revenue is not anticipated but is recognised only when realised in the form of either cash or other assets, the ultimate cash realisation of which can be assessed with reasonable certainty.

**PUBLIC WORKS LOAN BOARD (PWLb)**

This is a Central Government Agency which provides loans for one year and above to Authorities at interest rates only slightly higher than those at which the Government itself can borrow.

**RELATED PARTIES**

Two or more parties are related, when at any one time during the financial period:

- one party has direct or indirect control of the other party; or
- the parties are subject to common control from the same source; or

- one party has influence over the financial and operational policies of the other party to an extent that the other party might be inhibited from pursuing at all times its own separate interests; or
- the parties, in entering a transaction, are subject to influence from the same source to such an extent that one of the parties to the transaction has subordinated its own separate interests.

## **RESERVES**

The accumulation of surpluses, deficits and appropriations over past years. Reserves of a revenue nature are available and can be spent or earmarked at the discretion of the Authority. Some capital reserves are kept to manage the accounting processes for non current assets and retirement benefits and do not represent usable resources for the Authority.

## **RETAIL PRICE INDEX (RPI)**

RPI is a measure of inflation published monthly by the Office for National Statistics. It measures the change in the cost of a representative sample of retail goods and services.

## **REVENUE EXPENDITURE**

The day-to-day expenses of providing services. It is usually of a constantly recurring nature and produces no permanent asset, e.g. salaries, wages, supplies and services, and debt charges.

## **REVENUE SUPPORT GRANT**

This is a Central Government grant to authorities, contributing towards the cost of their services. It is based on the Government's assessment of how much an authority needs to spend to provide a standard level of service.

## **SECTION 151 OFFICER**

The Officer designated as Chief Financial Officer under the terms of S151 of the Local Government Act 1972 and S112 of the Local Government Finance Act 1988 to assume overall responsibility for the administration of the financial affairs of the Fire Authority and for the preparation of the Authority's Statement of Accounts.

## **SHORT TERM INVESTMENT**

Short term investments are deposits of temporary surplus funds with banks or similar institutions.

## **USEFUL LIFE**

The period over which the Authority will derive benefits from the use of a non current asset.