


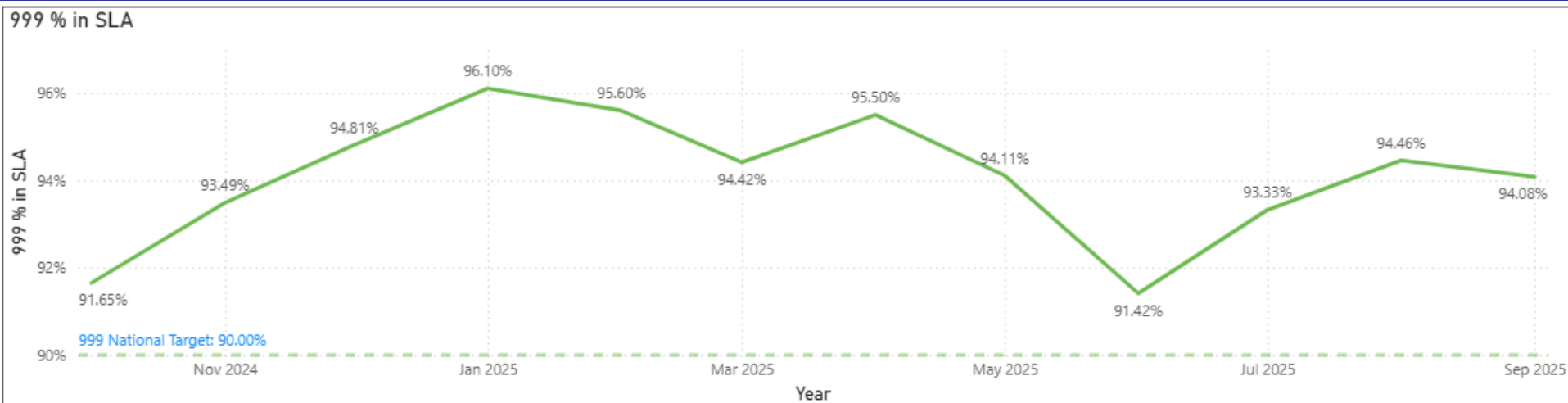
# Online Public Meeting



Meeting Date: October 2025



# Call Answering – 999



**Date Period:** 01<sup>st</sup> October 2024 – 30<sup>th</sup> September 2025

Month	999 % in SLA	Same Period 2024	Same Period 2023
January	96.10%	89.68%	74.84%
February	95.60%	88.95%	72.95%
March	94.42%	88.16%	72.13%
April	95.50%	88.13%	81.11%
May	94.11%	87.47%	83.75%
June	91.42%	87.59%	82.13%
July	93.33%	89.52%	84.29%
August	94.46%	90.45%	87.05%
September	94.08%	89.53%	83.47%
October	91.65%	87.35%	54.84%
November	93.49%	86.86%	72.38%
December	94.81%	90.34%	73.97%
<b>Total</b>	<b>93.97%</b>	<b>88.67%</b>	<b>77.59%</b>

**Longest Wait 999 – Aug & Sept 2025**

Max wait time

**00:01:30**

- 999 Service Level Agreement is above the national target and continuing to show high compliance.

**00:00:03**

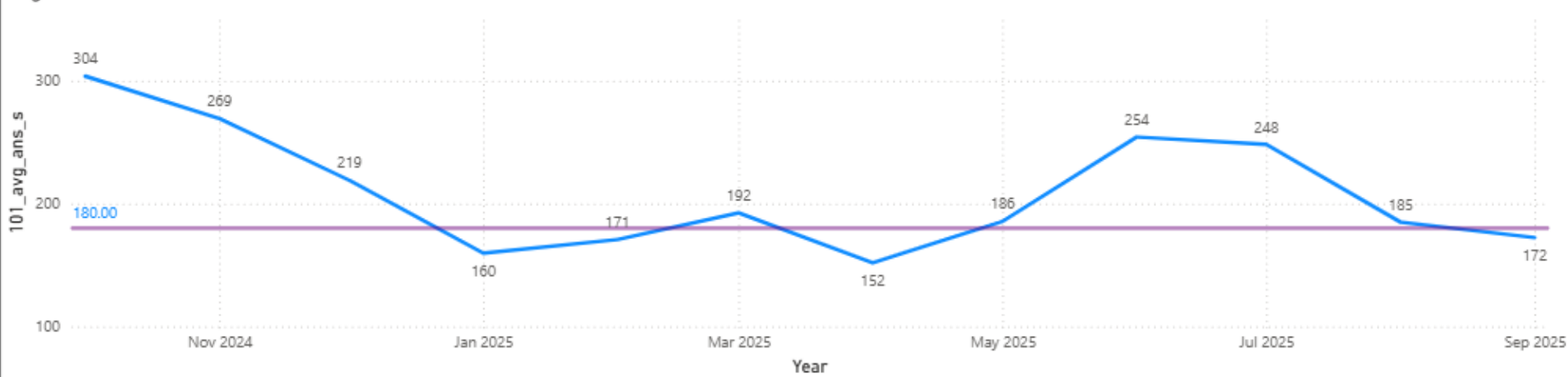
Estimated avg ans time

**00:00:01**

Estimated median ans time

# Call Answering –101

Avg 101 Answer Time (secs) vs 180 secs SLA



**Date Period:** 01<sup>st</sup> October 2024 – 30<sup>th</sup> September 2025

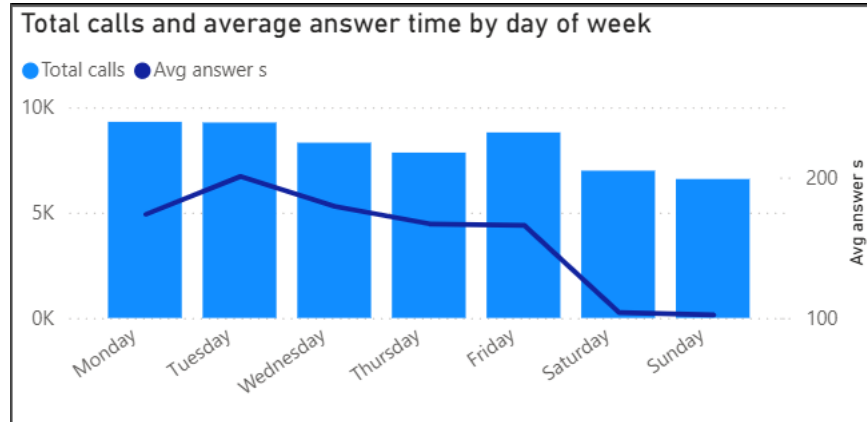
Year	101_avg_ans_hms
October	00:05:04
November	00:04:29
December	00:03:39
2025	00:03:11
January	00:02:40
February	00:02:51
March	00:03:12
April	00:02:32
May	00:03:06
June	00:04:14
July	00:04:08
August	00:03:05
September	00:02:52
October	
<b>Total</b>	<b>00:03:21</b>

- 101 average answer time continues to fall, a further 1 minute 14secs reduction in 2025 against same period 2024

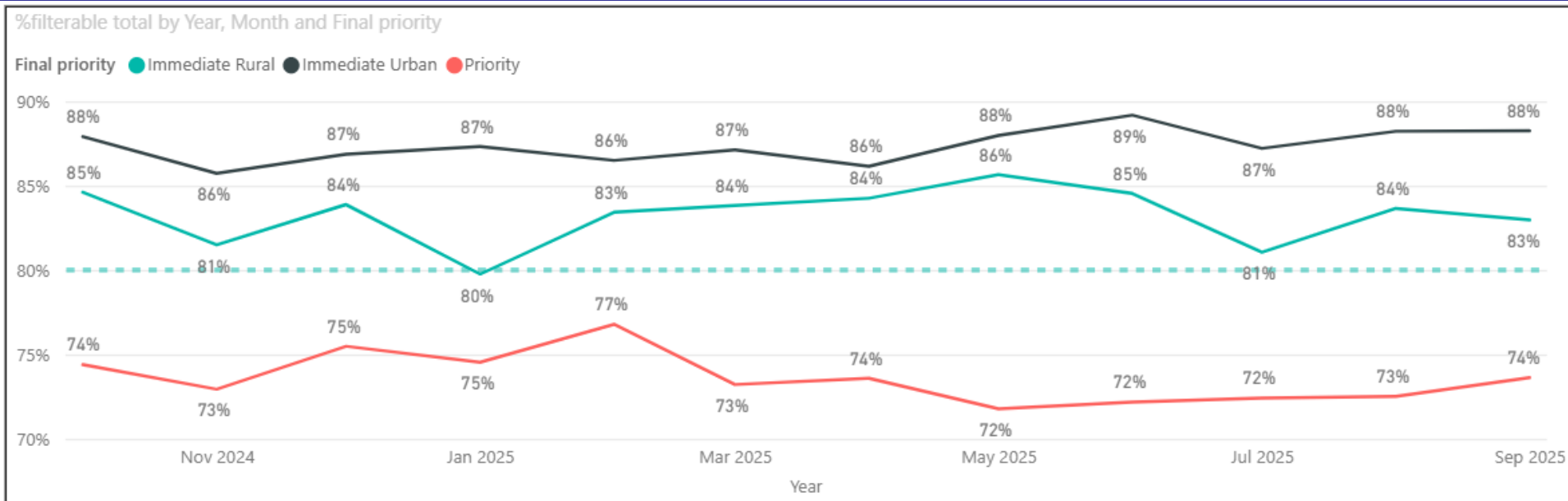
**Longest Wait 101 – May & June 2025**

Max wait time  
**01:33:52**

## Day of the week and avg answer time



# Response Times



**Date Period:** 01<sup>st</sup> October 2024 – 30<sup>th</sup> September 2025

## August & September 2025

### Immediate Urban

New SLA	% Compliance	Total
Yes	88.23%	1867
No	11.77%	249
<b>Total</b>	<b>100.00%</b>	<b>2116</b>

### Immediate Rural

New SLA	% Compliance	Total
Yes	83.33%	1225
No	16.67%	245
<b>Total</b>	<b>100.00%</b>	<b>1470</b>

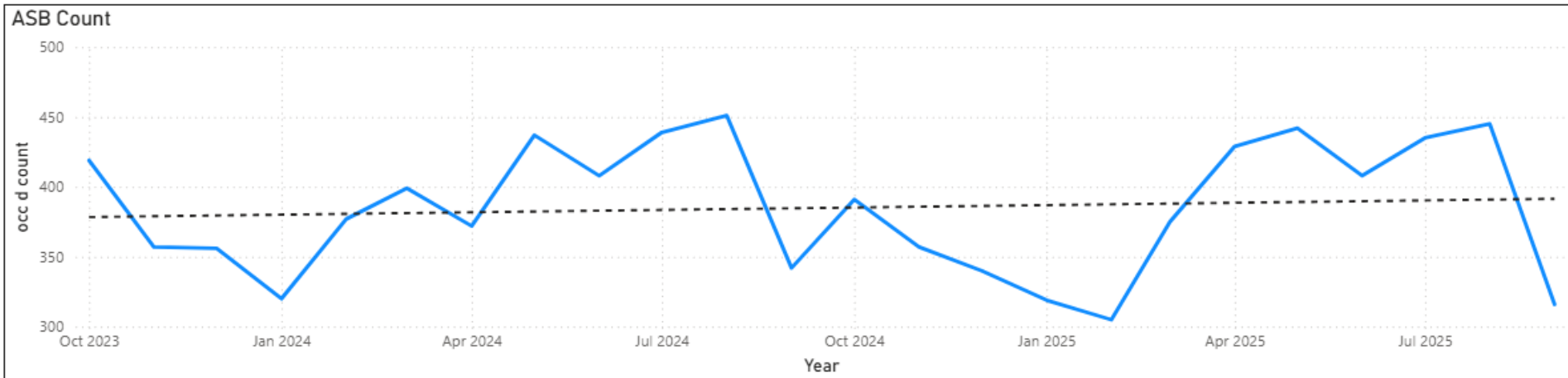
### Priority

New SLA	% Compliance	Total
Yes	73.04%	3914
No	26.96%	1445
<b>Total</b>	<b>100.00%</b>	<b>5359</b>

- Response times for Immediate grade calls is above the national SLA target of 80%
- Priority grade response (within 1 hour) remains largely unchanged at just under 75%.
- Levels have been maintained over an exceptional period of high demand experienced

# ASB Volumes

**Date Period:** 01<sup>st</sup> October 2023 – 30<sup>th</sup> September 2025



ASB Volume Last 12 months	Same Period 23/24	% Difference to last year
4562	4676	-2.4%

## City Command Area

-7.7%

151 less reports

## Coast Command Area

+11.1%

138 more reports

## County Command Area

-6.8%

101 less reports

- ASB Incidents continue to decrease year on year.
- 2.4% less incidents this year compared to previous year, which was further to a 15% reduction compared to 2 years ago.
- The increase in Coast command is linked to 2 specific localised areas and Problem Solving Plans are in place to support these specific areas but the current increase is attributable to a 36% increase in public reporting

# Crime Volumes & Arrests

crime_category	Crime Volume	% Change to previous Year	Previous Year Volume	Crime Rate per 1000
Arson & Criminal Damage	4589	-5.7%	4867	5.61
Burglary: Other	807	-17.4%	977	0.99
Burglary: Residential Dwelling	1331	-9.5%	1470	1.63
Drug Offences	1651	15.5%	1430	2.02
Fraud	1069	-50.0%	2138	1.31
Misc Crimes Against Society	1030	5.3%	978	1.26
Possession Of Weapons	463	1.3%	457	0.57
Public Order Offences	3010	-2.4%	3085	3.68
Robbery	316	61.2%	196	0.41
Sexual Offences	2139	7.5%	1990	2.61
Theft: All Other Theft	3160	-13.7%	3663	3.86
Theft: Bicycle Theft	911	-16.4%	1090	1.11
Theft: Shoplifting	5408	-1.4%	5485	6.61
Theft: Theft From Person	165	-21.1%	209	0.20
Vehicle Offences	1753	-11.2%	1975	2.14
Violence Against The Person	17804	-3.8%	18513	21.76
<b>Total</b>	<b>45606</b>	<b>-6.0%</b>	<b>48523</b>	<b>55.73</b>

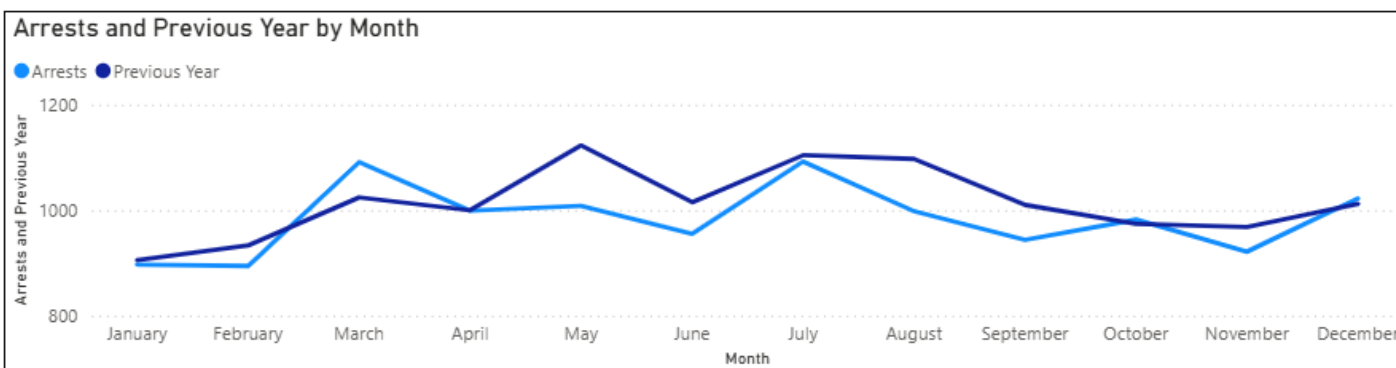
93.9%  
of all reported  
crime is recorded  
(excluding fraud)

95.2%  
of all violent  
offences are  
recorded

96.2%  
of sexual offences  
are recorded

- Total Crime is 6% less than same period previous 12 months.
- Robbery crimes of commercial property show a 300% increase (84 crimes) due to legislation changes of classification for certain Retail Crimes.
- Robbery Personal has increased by 21.4% (36 crimes).
- Arrests are 2.98% lower than previous year, which was 2.8% higher than the previous year.

**Date Period:** 01<sup>st</sup> July 2024 – 30<sup>th</sup> June 2025

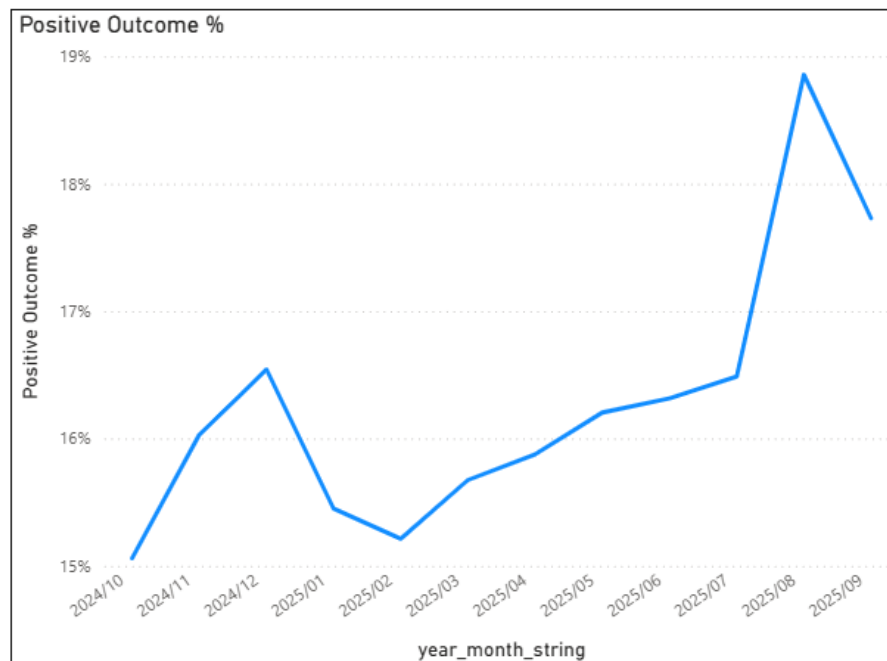


Arrests	% Change to Previous Year	Previous Year Volume
11803	-2.98%	12165

# Crime Outcomes

Last 12 months (1<sup>st</sup> October 2024 – 30<sup>th</sup> September 2025)

DAP Crime Type		
All Sexual Crime (excluding Rape)	This Period	16.41%
	Year on year change	-2.08%
Criminal Damage	This Period	10.58%
	Year on year change	-5.96%
Drug Offences	This Period	52.05%
	Year on year change	-21.57%
Fraud - Action Fraud for recording	This Period	4.36%
	Year on year change	-1.54%
Harassment	This Period	9.13%
	Year on year change	-3.00%
Modern Slavery/Human Trafficking	This Period	5.06%
	Year on year change	-3.80%
Other Crime Type	This Period	13.79%
	Year on year change	-3.35%
Residential Burglary	This Period	5.81%
	Year on year change	-4.59%
Robbery (Personal)	This Period	14.29%
	Year on year change	-4.08%
Serious Violence	This Period	16.32%
	Year on year change	-4.62%
Sexual Crime: Rape	This Period	10.46%
	Year on year change	-1.26%
Stalking	This Period	10.80%
	Year on year change	-0.61%
Theft from Person	This Period	5.92%
	Year on year change	-4.73%
Theft: Shop lifting	This Period	32.07%
	Year on year change	3.29%
Vehicle Crime	This Period	9.01%
	Year on year change	1.97%
Total	This Period	16.26%
	Year on year change	-3.27%



- Positive outcome rates have decreased compared to previous year. Largely in part due to an increase in demand over summer and now we are seeing that rate increase again as Response demand starts to steady, investigations are being positively closed.
- National levels available at end of March 2025 was 9.6%, whilst North Yorkshire was at 13.3%, 1<sup>st</sup> highest nationally for positive charge/summons rates. National for all positive outcomes was 14.7%, North Yorkshire were 6<sup>th</sup> highest with 17.7%

# Force legitimacy (Stop Search – Ethnicity)

Date Period: 01<sup>st</sup> October 2024 – 30<sup>th</sup> September 2025

2295

Count of Records

1.33

Avg People Per Stop

Of which....

1921

Person Only Search

374

Person linked to a Vehicle Search

NFA

Outcome Group

1350 or 58.82%

Right click here to Drillthrough...

Arrest

Outcome Group

633 or 27.58%

Right click here to Drillthrough...

Positive Outcome

Outcome Group

283 or 12.33%

Right click here to Drillthrough...

No Outcome Recorded

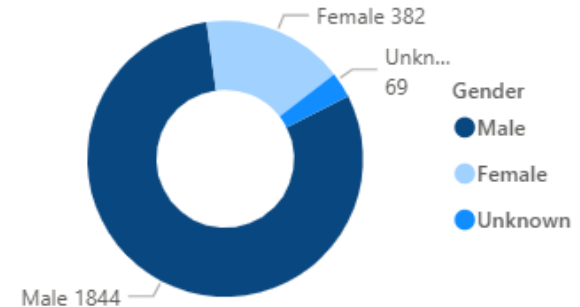
Outcome Group

29 or 1.26%

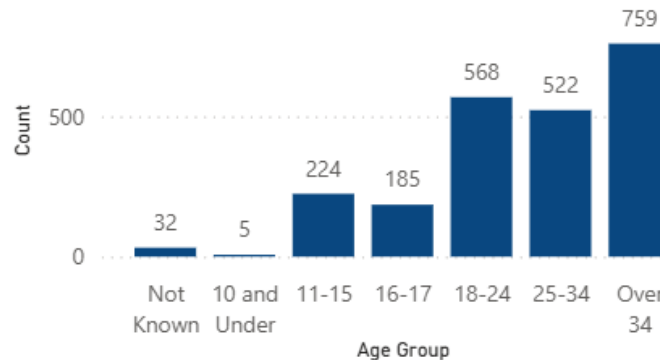
Right click here to Drillthrough...

Self Defined Ethnicity	Percentage	Count	Census 2021
<input checked="" type="checkbox"/> White	68.93%	1582	95.72%
<input checked="" type="checkbox"/> Not Stated	20.61%	473	
<input checked="" type="checkbox"/> Asian or Asian British	4.88%	112	1.95%
<input checked="" type="checkbox"/> Black or Black British	2.88%	66	0.46%
<input checked="" type="checkbox"/> Mixed	1.53%	35	1.28%
<input checked="" type="checkbox"/> Other Ethnic	1.18%	27	0.59%

Count by Gender



Count by Age Group



Searches on Under 18 by Officer Gender

Searching Officer Gender & Nominal Gender

Searching Officer Gender	Female Officer		Male Officer		Unknown	
Nominal Gender	Count	%	Count	%	Count	%
Female	278	72.21%	93	24.16%	14	3.64%
Male	174	9.41%	1590	85.95%	86	4.65%
Unknown	17	26.98%	41	65.08%	5	7.94%



# North Yorkshire Police Workforce at 30<sup>th</sup> September 2025

These figures represent headcount and full time equivalent

## Total Workforce

Total Workforce	Headcount	Full Time Equivalent
Police Officers	1676	1660.27
PCSO's	128	122.80
Police Staff	1278	1164.05

## Neighbourhood Policing Teams

Neighbourhood Policing	Headcount	Full Time Equivalent	Uplift In Year
Police Officers	114	112.40	32
PCSO's	100	96.01	20

### Sept 2025 – New Starters

28 Police Officers

12 PCSO's

**Special Constables**

**75**

**Volunteers**

**180**

**Police Cadets**

**49**