



Briefing Paper

NYP Case Statistics 01.01.26 – 31.03.26

Document Information	
Document Author:	Julie Shuttleworth
Document Location:	Evolve Legal NYP Hub
Date:	27 April 2026
Audience:	Risk, Assurance and Improvement Board Joint Independent Audit Committee
Document Purpose:	Information

Version No.	Date Changed	Details of Change	Author
1	11.05.26	Original	J Shuttleworth

Document Approval

Meeting/ Board	Date	Approved	Caveats/ comments
Risk, Assurance & Improvements Bd	18.05.26	Yes	Chair noted the detailed update. Key discussion took place regarding increase in false imprisonment and third party motor claims and noticeable increase in litigants using AI to prepare claims.
JIAC	25.06.26	Yes/No	

Document Purpose

- To provide statistics relating to civil claims and other legal proceedings against North Yorkshire Police (NYP) for the period 1 January 2026 to 31 March 2026.
- To provide details of the number of open cases with reserves as at 31 March 2026.
- To provide annual statistics relating to public liability, employer's liability and third party motor.

Background Information

- Public liability claims arise out of allegations of wrongful arrest/false imprisonment, negligence, assault, malicious prosecution, personal injury and damage to property. Evolve Legal Services (ELS) act for the Chief Constable (CC) and the York and North Yorkshire Combined Authority (YNYCA) Policing, Fire and Crime Directorate in respect of such claims.
- Employers' liability and third party motor claims arising from an incident of 1 April 2026 onwards are now handled in house. If the claim reaches the notification threshold set by NYP's insurers then the claims may be handled by external claims handlers who in turn could instruct external solicitors if and as required. ELS investigate and co-ordinate the response to such claims.
- ELS also act for CC and OPFCC in relation to other legal matters including, but not limited to:
 - Judicial Review
 - Employment Law
 - Police Officer/Staff Misconduct
 - Inquests
 - Civil Orders, for example sexual risk, domestic violence, proceeds of crime and dangerous dogs
 - Licensing, for example firearms, gambling, liquor and sex establishments
 - Property/Commercial
 - Public Inquiries
 - Operations
 - Disclosure and information sharing

Matters for Consideration

- **Public Liability Claims**

Numbers of public liability claims for both the Chief Constable and YNYCA Policing, Fire and Crime Directorate are set out below. These figures are for claims opened under the one main head of claim, however, please note that one claim may be brought under several heads of claim.

Chief Constable

	01/01/25 – 31/03/25	01/04/25 – 30/06/25	01/07/25 – 30/09/25	01/10/25 – 31/12/25	01/01/26 – 31/03/26
Assault/Battery	0	1	0	2	0
Breach of Data Protection	1	2	4	1	5
Intellectual Property	0	0	0	0	1
False Imprisonment	3	11	15	12	18
Human Rights	0	0	1	0	2
Malicious Prosecution	0	1	0	0	0
Misfeasance in a Public Office	0	0	0	1	0
Property (Buildings)	2	2	1	8	5
Property (Personal)	18	7	11	11	8
Negligence	1	0	0	3	0
Total	25	24	32	38	39

- The new claims received in the period 1 January 2026 to 31 March 2026 are currently estimated to represent a potential liability for damages of £88,788. The potential liability in respect of claimant solicitor's costs is £55,000 and for NYP defence costs (Counsel, external solicitor's and disbursements) is £4,000. These figures consist of payments made and professional estimates based on the information received to date from the claimant.
- A claim form is the document used to commence proceedings in the Civil Courts. In the period 1 January 2026 to 31 March 2026 two claim forms were received in relation to this category.
- A claim is closed where either:
 - The matter is settled without proceedings being issued, or
 - The matter concludes following trial or other disposal hearing at court, or
 - Liability has been denied and no further correspondence has been received from the claimant for a period of at least six months.
- In the period 1 January 2026 to 31 March 2026, 29 claims were closed. Payments made for these claims in respect of damages amounted to £10,585. £5,050 was paid in respect of claimant solicitor's costs and £11,361 was paid in respect of NYP defence costs.

YNYCA Policing, Fire and Crime Directorate

	01/01/25 – 31/03/25	01/04/25 – 30/06/25	01/07/25 – 30/09/25	01/10/25 – 31/12/25	01/01/26 – 31/03/26
Total	0	0	0	0	0

- No files were opened during the period 1 January 2026 to 31 March 2026.
- A claim form is the document used to commence proceedings in the Civil Courts. In the period 1 January 2026 to 31 March 2026 no claim forms were received in relation to this category.
- The file closure criteria described at paragraph 2.7 are also applied to these cases. During the period 1 January 2026 to 31 March 2026 no claims were closed.
- **Employers Liability Claims**

The number of employer’s liability claims received for the Chief Constable are set out below.

	01/01/25 – 31/03/25	01/04/25 – 30/06/25	01/07/25 – 30/09/25	01/10/25 – 31/12/25	01/01/26 – 31/03/26
Slip, Trip, Fall on Same Level	0	0	0	1	1
Injured During Training	2	1	0	2	1
Injured by an Animal	1	0	1	0	0
Hit by a Moving, Flying or Falling Object	0	0	0	0	1
Total	3	1	1	3	3

- During the period 1 January 2026 to 31 March 2026 three files were opened.
- No claim forms were received in relation to this category during the period 1 January 2026 to 31 March 2026.
- The file closure criteria described at paragraph 2.7 are also applied to these cases. During the period 1 January 2026 to 31 March 2026 two claim were closed. Liability was admitted and payment made in respect of damages and claimants solicitor’s costs for one matter and liability for the other was denied.
- **Third Party Motor Claims**

The number of third party motor claims opened are set out below.

	01/01/25 - 31/03/25	01/04/25 - 30/06/25	01/07/25 - 30/09/25	01/10/25 - 31/12/25	01/04/26 - 31/03/26
Damage	16	4	12	8	16
Injury	0	3	1	1	4
Total	16	7	13	9	20

- The files opened in the period 1 January 2026 to 31 March 2026 are currently estimated to represent a potential liability in damages of £79,233. The potential liability in respect of claimant solicitor’s costs is £17,250 and for NYP defence costs (Counsel, external solicitor’s and

disbursements) is nil. These figures consist of payments made and professional estimates based on the information received to date from the claimant.

- Two claim forms were received for cases in this category during the period 1 January 2026 to 31 March 2026.
- The file closure criteria described at paragraph 2.7 are also applied to these cases. During the period 1 January 2026 to 31 March 2026, 22 claims were closed. Payments made for these claims in respect of claimant damages amounted to £82,485. £1,296 was paid in respect of claimant solicitor's costs and £1,899 for NYP defence costs. The figures provided in respect of payments include the full cost of the claim, i.e. including the amount paid by insurers.
- **Other Claims**

The number of other claims opened are set out below.

	01/01/25 - 31/03/25	01/04/25 - 30/06/25	01/07/25 - 30/09/25	01/10/25 - 31/12/25	01/01/26 - 31/03/26
Employment Tribunal	1	1	0	1	3
Judicial Review	1	0	1	3	1

- During the period 1 January 2026 to 31 March 2026 two files were closed in respect of employment tribunal and none for judicial review claims.
- **Open Cases**
- I detail below all open cases as at 31 March 2026 for NYP (so, not just those opened in the previous quarter) which are being handled by Evolve Legal Services, where a financial estimate has been allocated by the handler based on the information received to date. I have also specified whether the estimate would be met from the provision or revenue budget.

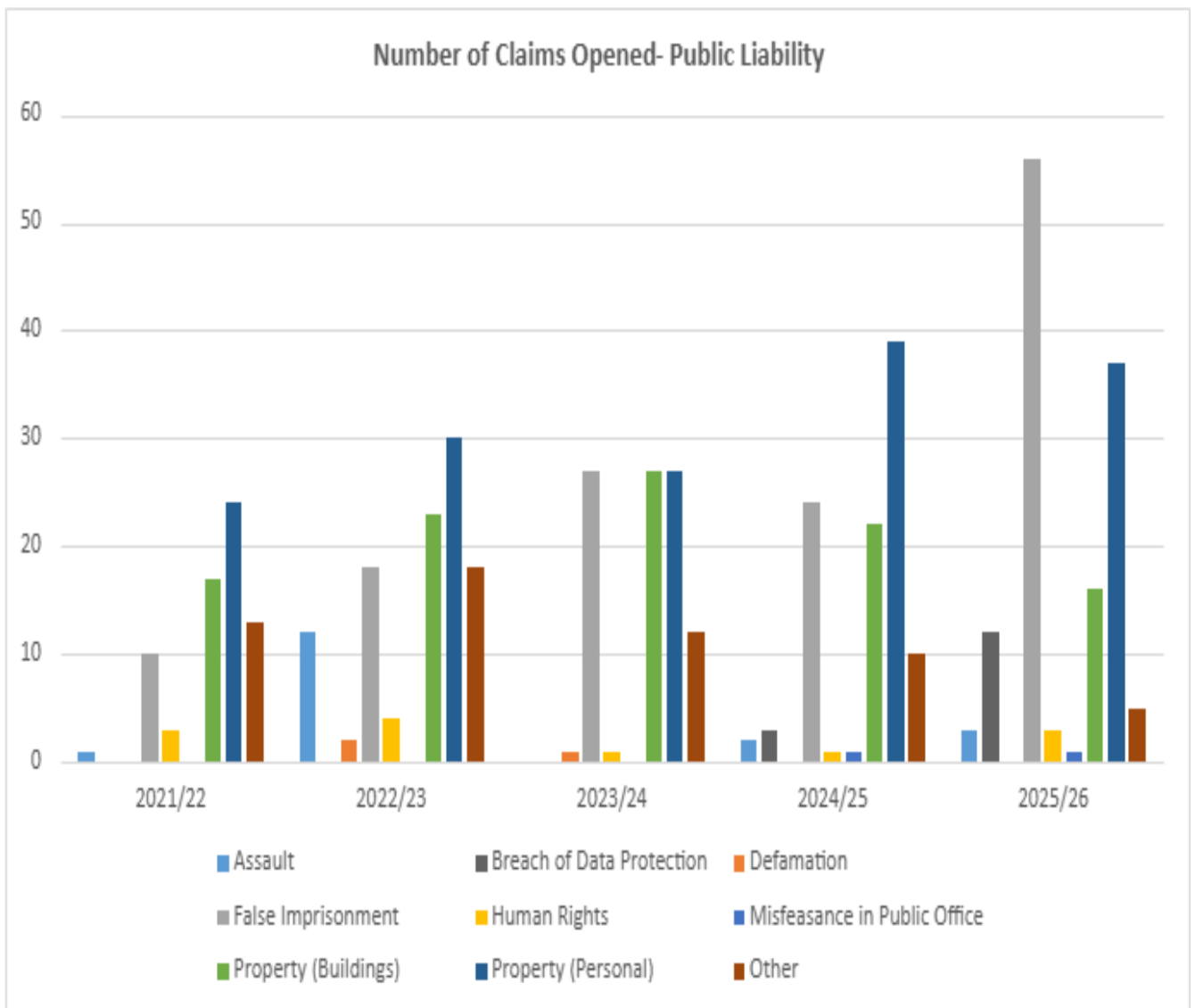
File Type	Number of Open Cases with Reserves	Estimate to be Paid from Provision £	Estimate to be Paid from Revenue £
Public Liability and Ex Gratia	107	535,313	18,500
Employers Liability	13	535,072	0
Third Party Motor	63	407,808	0
Motor Own Damage	16	64,019	0
Employment	32	845,319	0
Other	15	54,149	0
Total	246	2,441,680	18,500

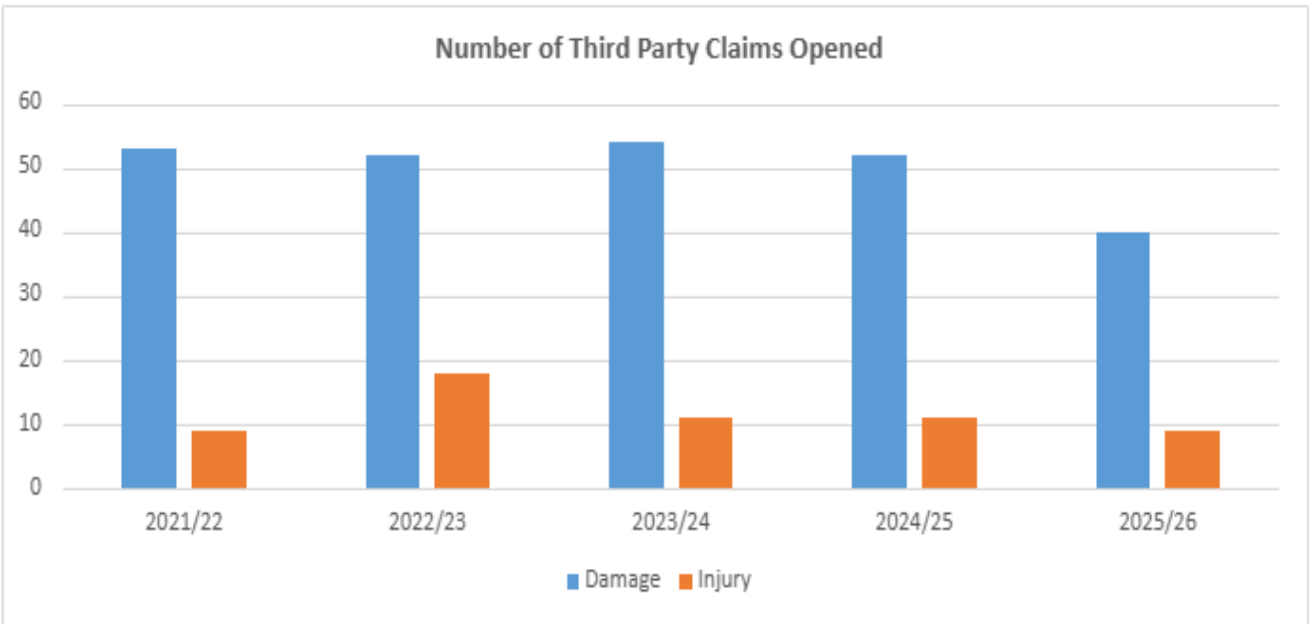
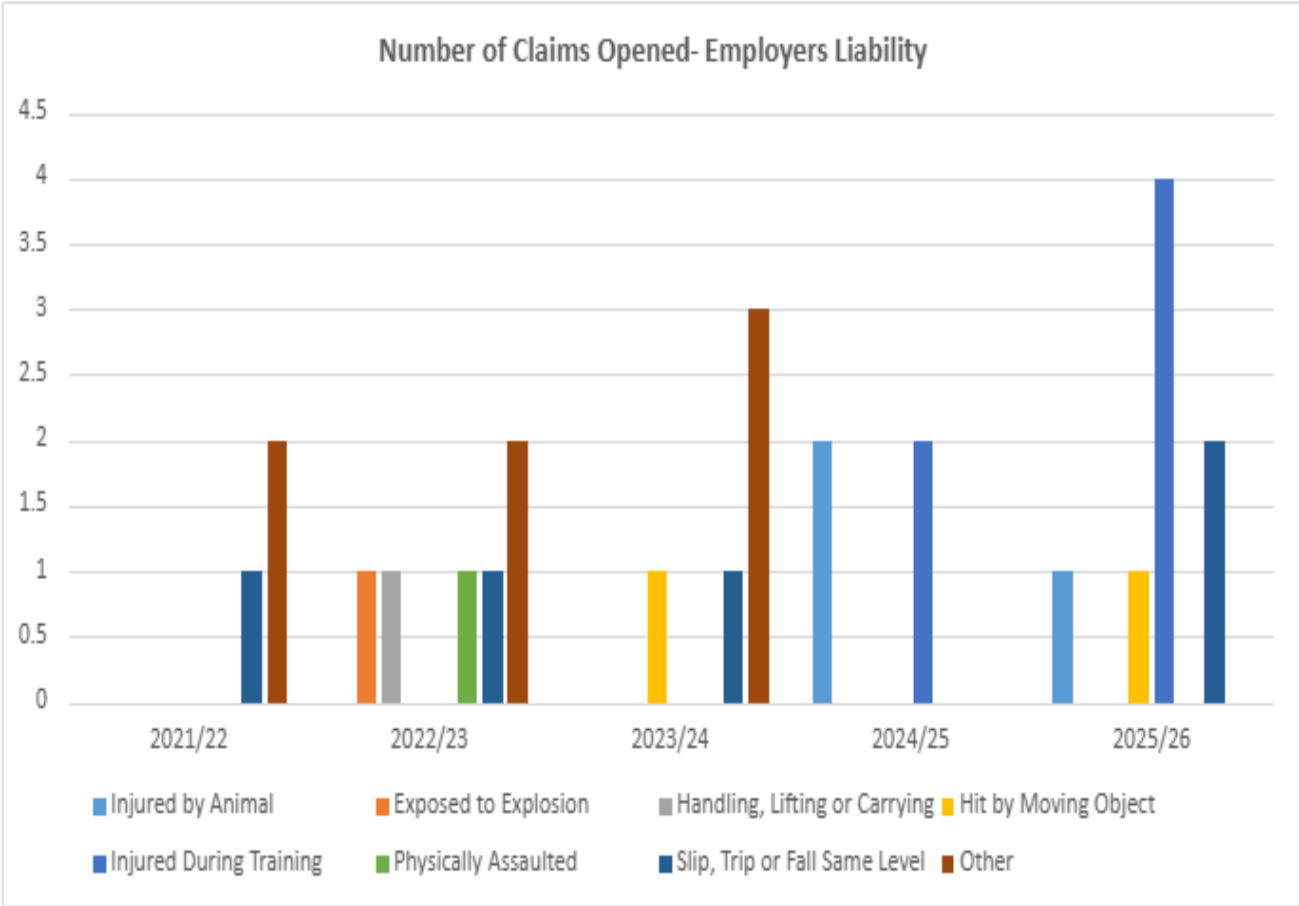
- The other file type category includes Civil Orders, for example Dangerous Dogs, Domestic Violence Protection, Cash Seizure, Sexual Harm Prevention and Sexual Risk, Estates, Disclosure, Firearms Licensing, Inquests, Judicial Review, Operational Advice and Enquiries.

- Not all of these files will be settled in the current financial year and some claims may be successfully defended with no payments made.

- **Number of Claims Opened Per Year**

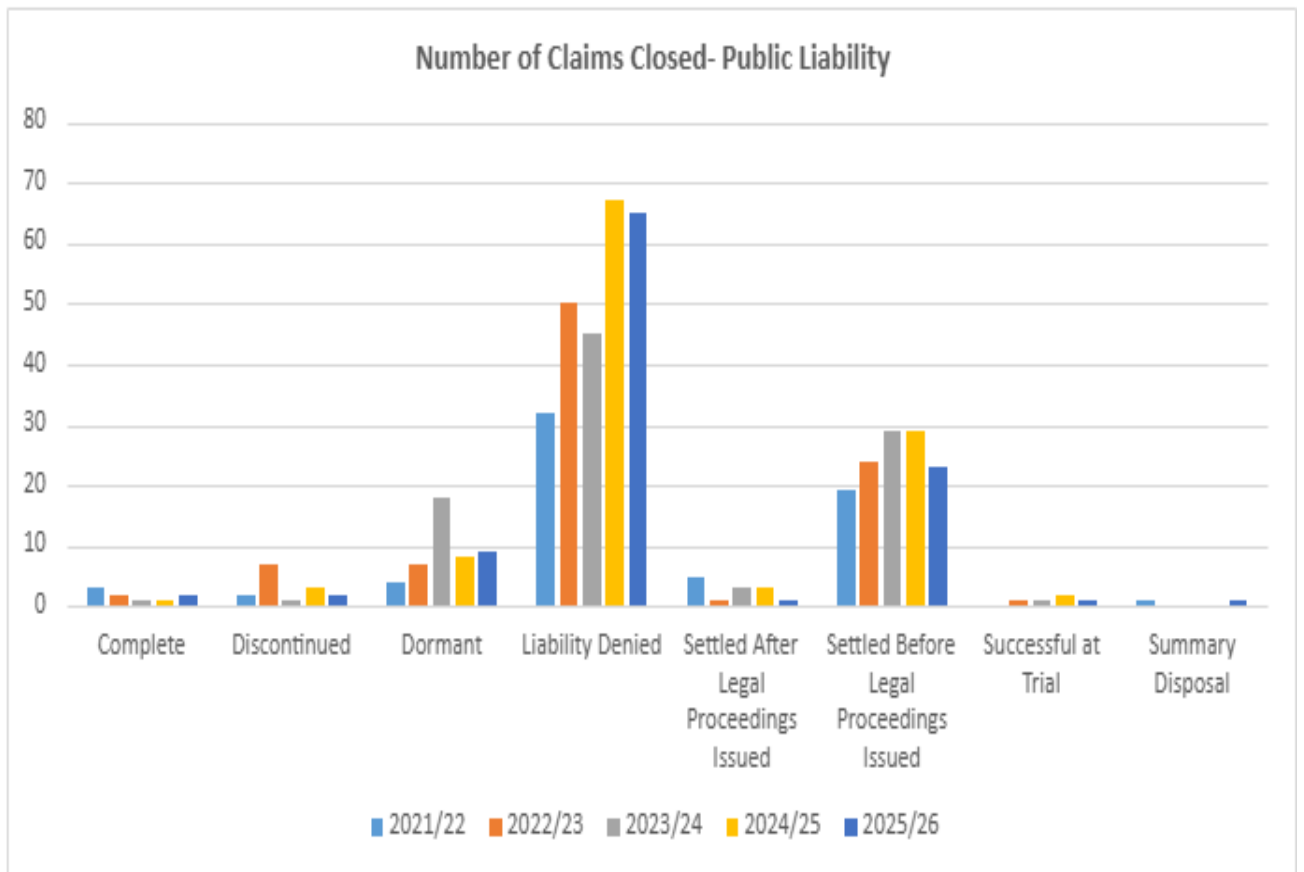
The graphs below show the number of cases opened for public liability, employer’s liability and third party motor each year. The public liability and employer’s liability are for claims opened under the main head of claim, however please note that one claim may be brought under several heads of claim.

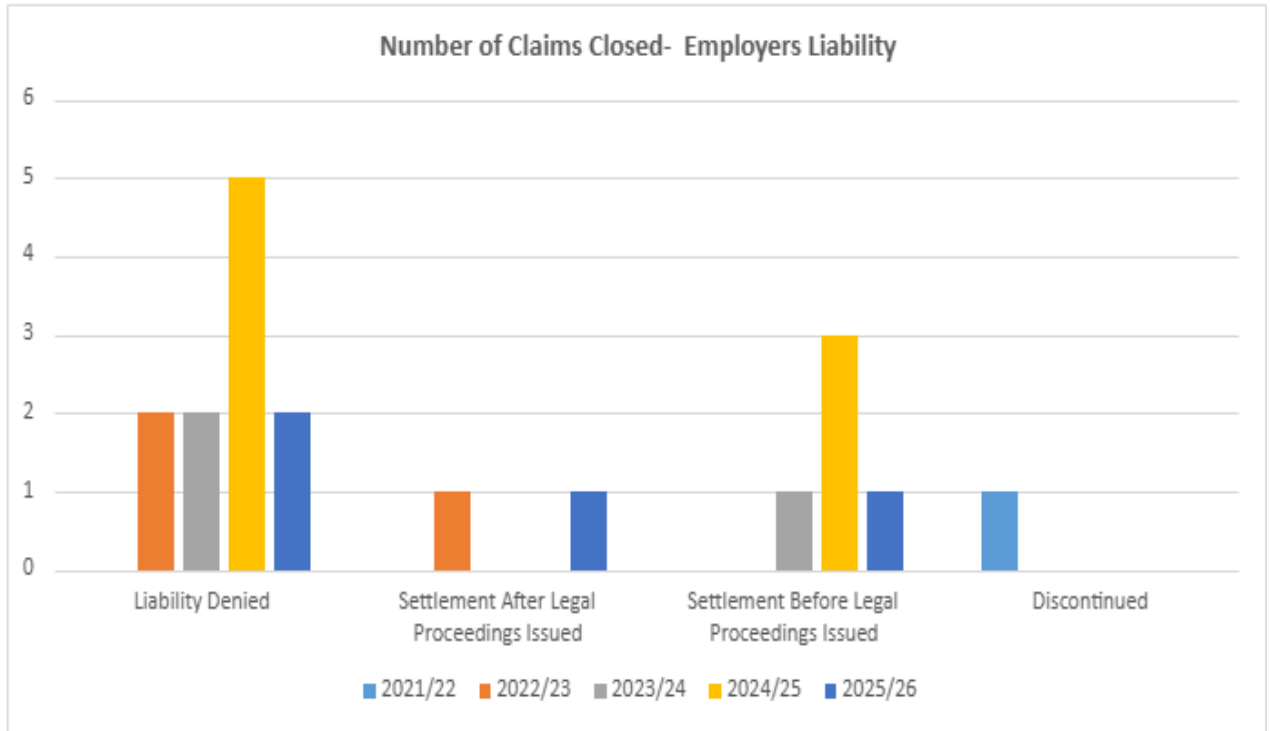




- **Number of Claims Closed Per Year**

The graphs below show the number of cases closed for public liability and employer’s liability for each year together with the outcome. Please note that claims where liability has been denied may be reopened should the claimant challenge the denial or issue proceedings.





- Annual Summary by Insurance Year**

The number of claims per insurance year (1 April to 31 March) are set out below for public liability, employer’s liability and third party motor. This is different to the figures provided above which are the number of claims opened per quarter or year, regardless of which insurance year they apply to, for example a claim may be opened in April 2025, where the incident date is April 2022 and therefore the insurance year for this claim would be 2022/23.

The total incurred figure is the payments made and professional estimates based on the information received from the claimant as at 31 March 2026. This figure will change, for example where outstanding claims with reserves are settled with no payments made or further information is provided by the claimant which results in the estimate being increased.

Public Liability

Insurance Year	Number of Claims	Total Incurred (Paid and Outstanding)	Number of Claims over Policy Excess £150,000
2021/22	81	£232,409	0
2022/23	101	£192,627	0
2023/24	91	£61,058	0
2024/25	85	£155,364	0
2025/26	86	£266,630	0

Employers Liability

Insurance Year	Number of Claims	Total Incurred (Paid and Outstanding)	Number of Claims over Policy Excess £150,000
2021/22	4	£386,150	1
2022/23	4	£39,393	0
2023/24	6	£54,886	0
2024/25	5	£142,210	0
2025/26	3	£52,946	0

Third Party Motor

Insurance Year	Number of Claims	Total Incurred (Paid and Outstanding)	Number of Claims over Policy Excess £100,000 and £150,000 for 2022/23 onwards
2021/22	68	£282,512	1
2022/23	73	£1,271,963	1
2023/24	63	£175,389	0
2024/25	49	£127,875	0
2025/26	48	£231,737	0

Decisions Required

- No decision is required as the paper is for information only.